

March 2022

Total Calls
384

Fire/Other
39%

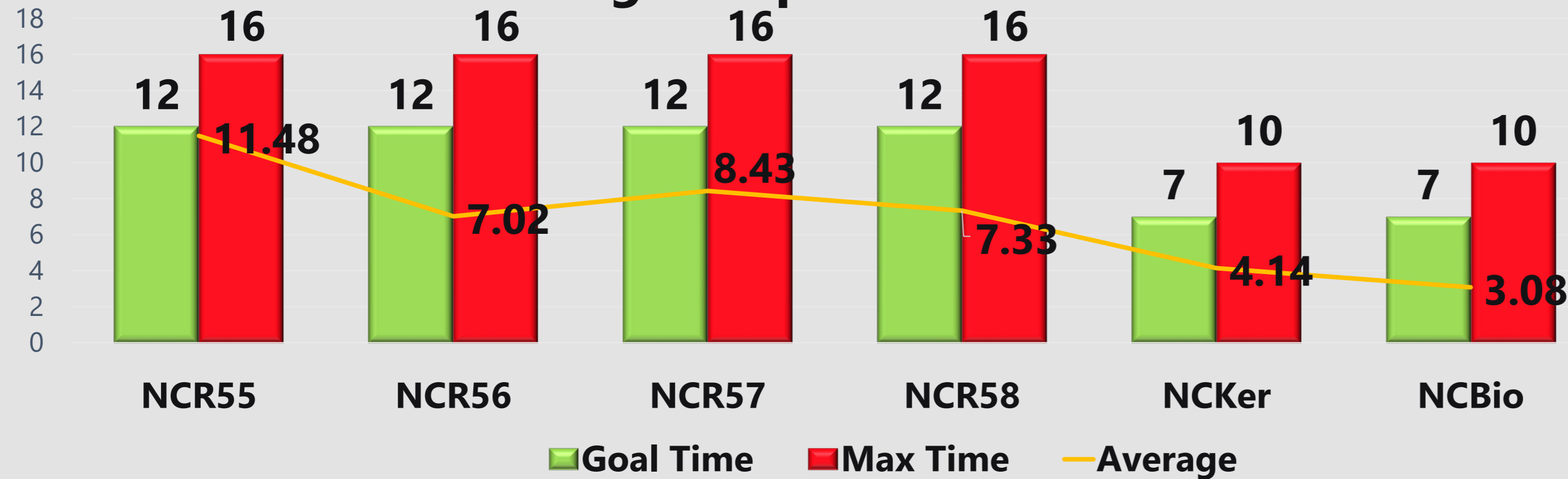
25 Fire Call Types

125 Other Types

EMS/Rescue
61%

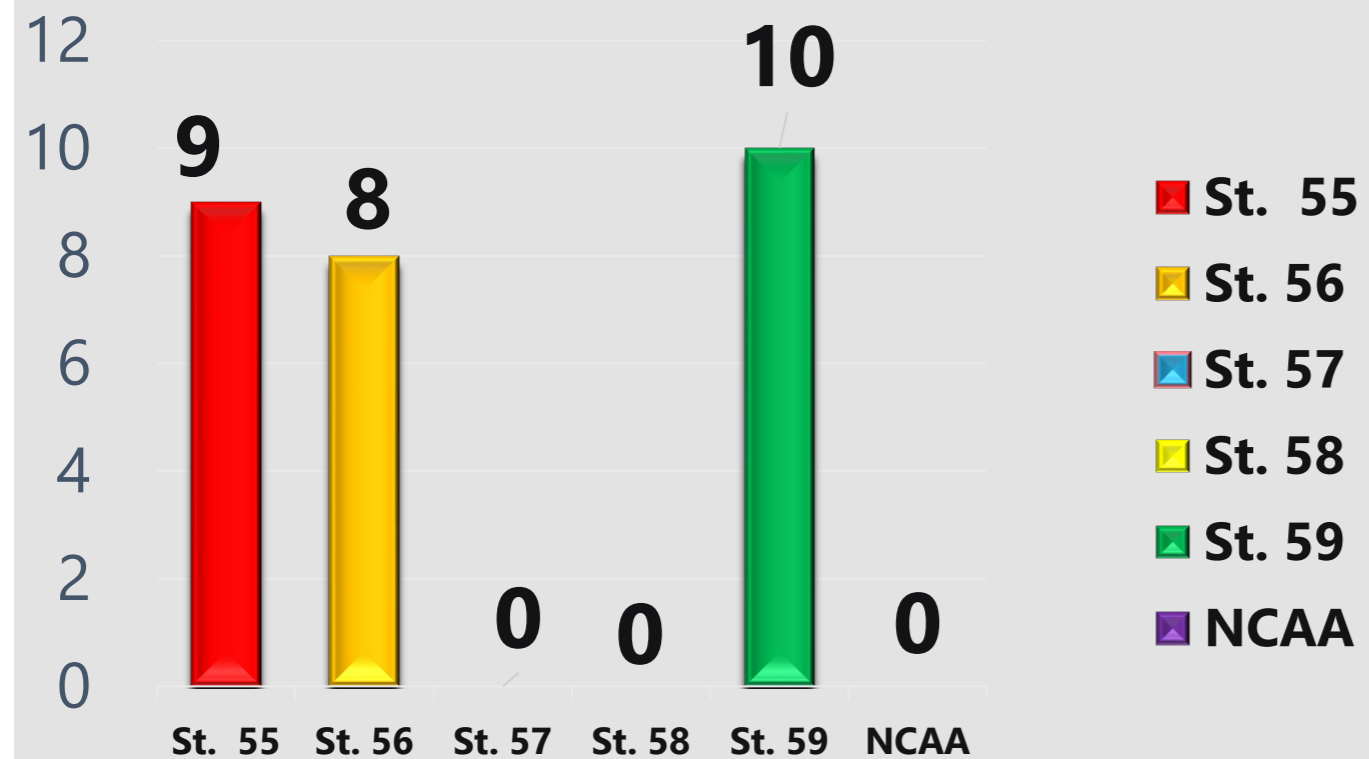
234 EMS/Rescue Call Types

Average Response Time Fires

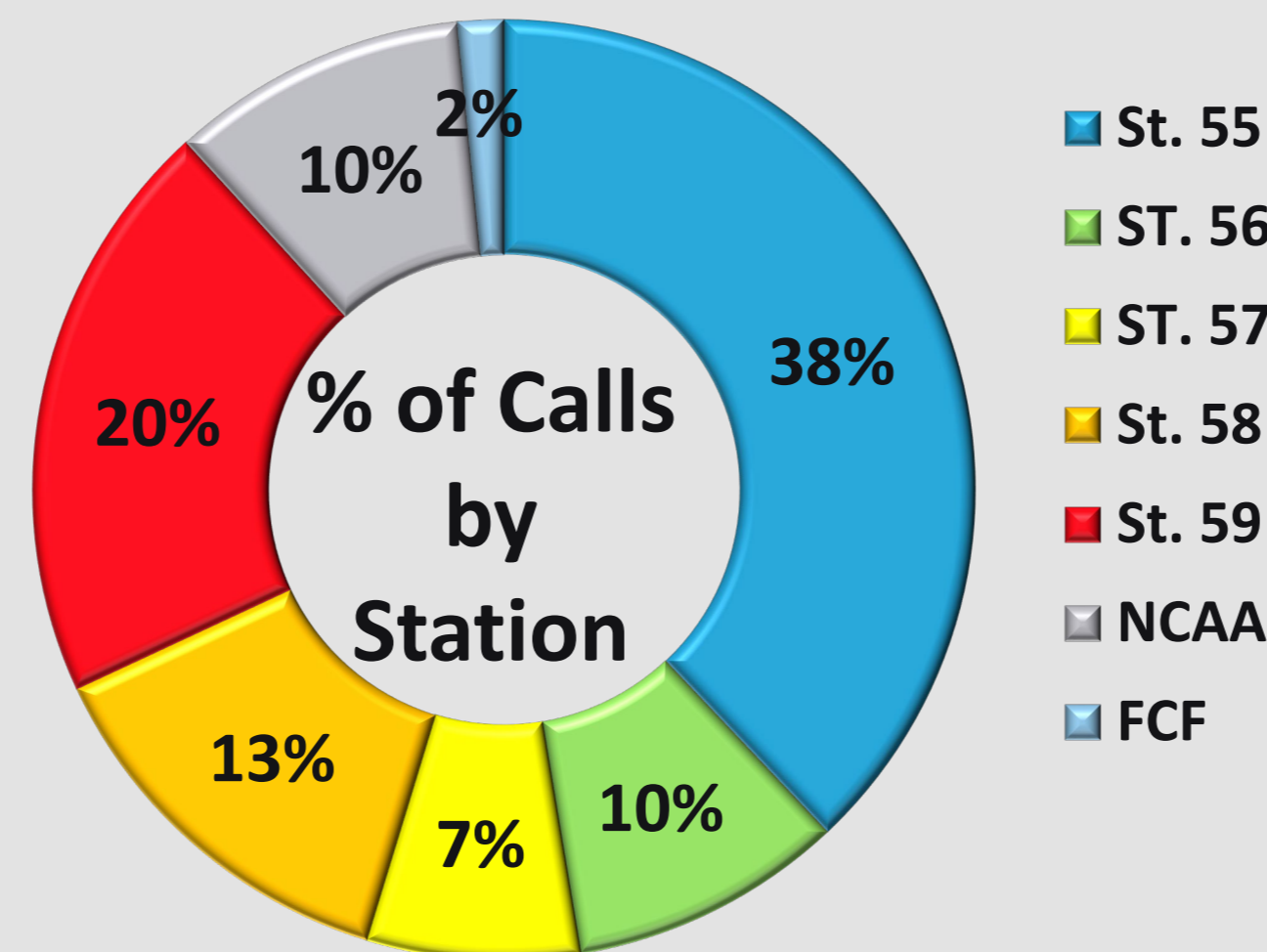


TOTAL FIRE LOSS
\$162,550.00

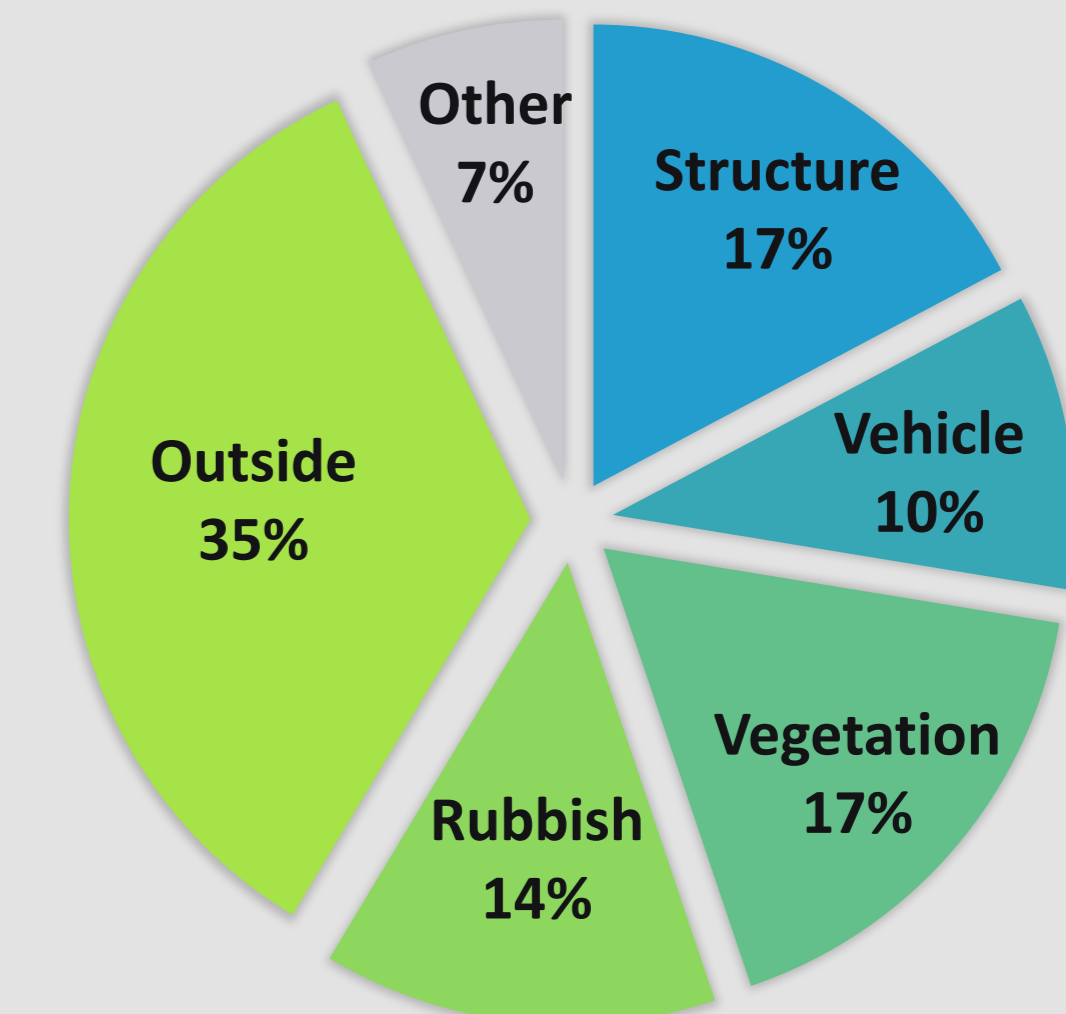
Overlapping call % by Station (Q2)



% of Calls by Station



FIRES BY TYPE



North Central Fire Protection District

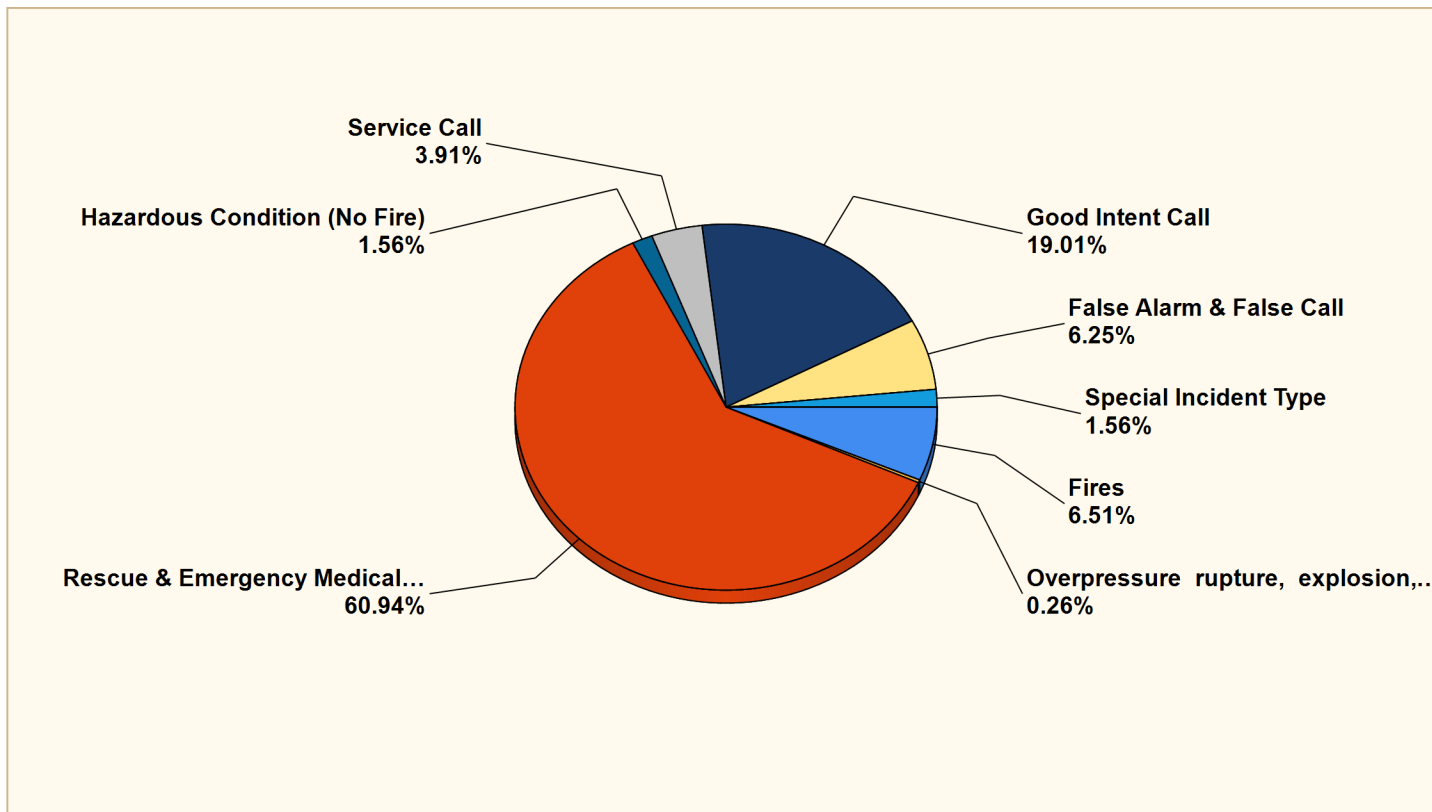
Kerman, CA

This report was generated on 4/6/2022 10:58:41 AM



Breakdown by Major Incident Types for Date Range

Zone(s): All Zones | Start Date: 03/01/2022 | End Date: 03/31/2022



MAJOR INCIDENT TYPE	# INCIDENTS	% of TOTAL
Fires	25	6.51%
Overpressure rupture, explosion, overheating - no fire	1	0.26%
Rescue & Emergency Medical Service	234	60.94%
Hazardous Condition (No Fire)	6	1.56%
Service Call	15	3.91%
Good Intent Call	73	19.01%
False Alarm & False Call	24	6.25%
Special Incident Type	6	1.56%
TOTAL	384	100%

Only REVIEWED and/or LOCKED IMPORTED incidents are included. Summary results for a major incident type are not displayed if the count is zero.



Detailed Breakdown by Incident Type

INCIDENT TYPE	# INCIDENTS	% of TOTAL
111 - Building fire	1	0.26%
112 - Fires in structure other than in a building	1	0.26%
118 - Trash or rubbish fire, contained	1	0.26%
131 - Passenger vehicle fire	2	0.52%
132 - Road freight or transport vehicle fire	1	0.26%
140 - Natural vegetation fire, other	3	0.78%
142 - Brush or brush-and-grass mixture fire	1	0.26%
143 - Grass fire	1	0.26%
150 - Outside rubbish fire, other	1	0.26%
151 - Outside rubbish, trash or waste fire	2	0.52%
154 - Dumpster or other outside trash receptacle fire	2	0.52%
160 - Special outside fire, other	9	2.34%
213 - Steam rupture of pressure or process vessel	1	0.26%
311 - Medical assist, assist EMS crew	48	12.5%
320 - Emergency medical service, other	4	1.04%
321 - EMS call, excluding vehicle accident with injury	156	40.62%
322 - Motor vehicle accident with injuries	18	4.69%
324 - Motor vehicle accident with no injuries.	4	1.04%
350 - Extrication, rescue, other	1	0.26%
352 - Extrication of victim(s) from vehicle	1	0.26%
353 - Removal of victim(s) from stalled elevator	1	0.26%
355 - Confined space rescue	1	0.26%
412 - Gas leak (natural gas or LPG)	1	0.26%
444 - Power line down	3	0.78%
445 - Arcing, shorted electrical equipment	2	0.52%
500 - Service Call, other	1	0.26%
520 - Water problem, other	2	0.52%
550 - Public service assistance, other	6	1.56%
561 - Unauthorized burning	4	1.04%
571 - Cover assignment, standby, moveup	2	0.52%
600 - Good intent call, other	4	1.04%
611 - Dispatched & cancelled en route	60	15.62%
622 - No incident found on arrival at dispatch address	3	0.78%
651 - Smoke scare, odor of smoke	6	1.56%
700 - False alarm or false call, other	6	1.56%
710 - Malicious, mischievous false call, other	1	0.26%
711 - Municipal alarm system, malicious false alarm	3	0.78%
731 - Sprinkler activation due to malfunction	1	0.26%
733 - Smoke detector activation due to malfunction	1	0.26%
735 - Alarm system sounded due to malfunction	2	0.52%
743 - Smoke detector activation, no fire - unintentional	1	0.26%
745 - Alarm system activation, no fire - unintentional	8	2.08%
746 - Carbon monoxide detector activation, no CO	1	0.26%
900 - Special type of incident, other	5	1.3%
911 - Citizen complaint	1	0.26%
TOTAL INCIDENTS:	384	100%

Only REVIEWED and/or LOCKED IMPORTED incidents are included. Summary results for a major incident type are not displayed if the count is zero.



North Central Fire Protection District

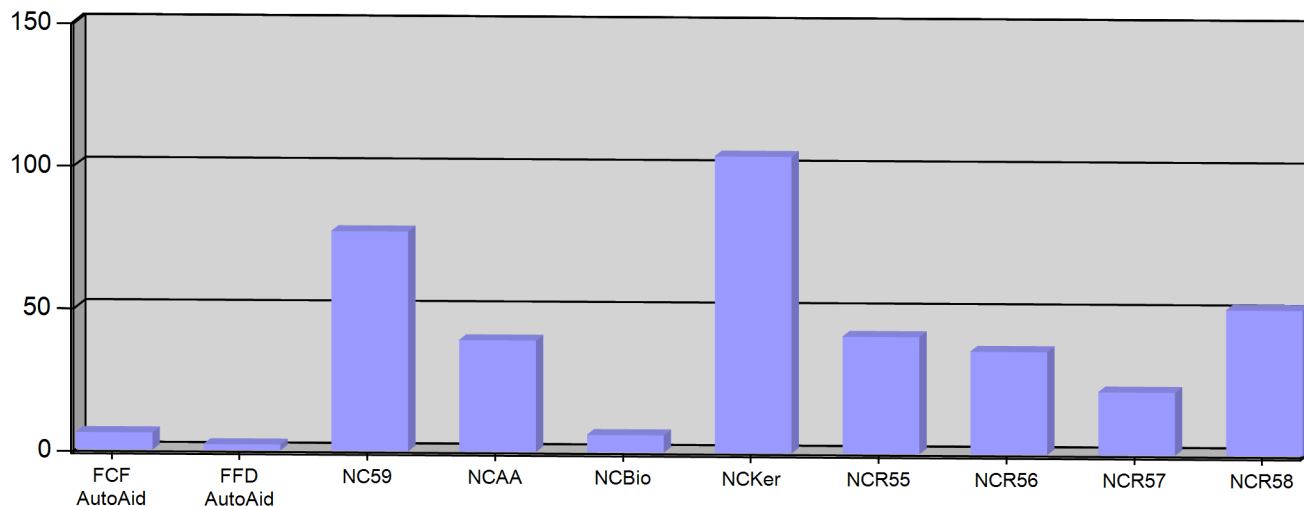
Kerman, CA

This report was generated on 4/6/2022 11:00:42 AM



Incident Count per Zone for Date Range

Start Date: 03/01/2022 | End Date: 03/31/2022



ZONE	# INCIDENTS
FCF AutoAid - Fresno County AutoAid	6
FFD AutoAid - Fresno City Auto/Mutal Aid	2
NC59 - North Central Metro Service Area	77
NCAA - North Central Auto Aide Area	39
NCBio - North Central Biola	6
NCKer - North Central Kerman	104
NCR55 - North Central Rural, Station 55 Service Area	41
NCR56 - North Central Rural, Station 56 Service Area	36
NCR57 - North Central Rural, Station 57 Service Area	22
NCR58 - North Central Rural, Station 58 Service Area	51

TOTAL: 384

Zone information is defined on the Basic Info 3 screen of an incident. Only REVIEWED incidents included. Archived Zones cannot be unarchived.



North Central Fire Protection District

Kerman, CA

This report was generated on 4/6/2022 11:02:32 AM



Count of Incidents by Incident Type for Incident Status for Date Range

Incident Status(s): All Incident Statuses | Sort By: IncidentType | Start Date: 03/01/2022 | End Date: 03/31/2022

INCIDENT TYPE	# INCIDENTS
100 - Fire, other	3
111 - Building fire	1
112 - Fires in structure other than in a building	1
118 - Trash or rubbish fire, contained	1
131 - Passenger vehicle fire	2
132 - Road freight or transport vehicle fire	1
140 - Natural vegetation fire, other	3
142 - Brush or brush-and-grass mixture fire	1
143 - Grass fire	1
150 - Outside rubbish fire, other	1
151 - Outside rubbish, trash or waste fire	2
154 - Dumpster or other outside trash receptacle fire	2
160 - Special outside fire, other	10
213 - Steam rupture of pressure or process vessel	1
311 - Medical assist, assist EMS crew	48
320 - Emergency medical service, other	4
321 - EMS call, excluding vehicle accident with injury	156
322 - Motor vehicle accident with injuries	18
324 - Motor vehicle accident with no injuries.	4
350 - Extrication, rescue, other	1
352 - Extrication of victim(s) from vehicle	1
353 - Removal of victim(s) from stalled elevator	1
355 - Confined space rescue	1
412 - Gas leak (natural gas or LPG)	1
444 - Power line down	3
445 - Arcing, shorted electrical equipment	2
500 - Service Call, other	1
520 - Water problem, other	2
550 - Public service assistance, other	6
561 - Unauthorized burning	4
571 - Cover assignment, standby, moveup	2
600 - Good intent call, other	4
611 - Dispatched & cancelled en route	60
622 - No incident found on arrival at dispatch address	3
651 - Smoke scare, odor of smoke	6
671 - HazMat release investigation w/no HazMat	1
700 - False alarm or false call, other	6
710 - Malicious, mischievous false call, other	1

This report displays Incidents by Incident type for the selected Incident Status (es) and chosen date range. Nemsis 2 & 3 Incidents Included.



emergencyreporting.com

Doc Id: 1673

Page # 1 of 2

711 - Municipal alarm system, malicious false alarm	3
731 - Sprinkler activation due to malfunction	1
733 - Smoke detector activation due to malfunction	1
735 - Alarm system sounded due to malfunction	2
743 - Smoke detector activation, no fire - unintentional	1
745 - Alarm system activation, no fire - unintentional	8
746 - Carbon monoxide detector activation, no CO	1
900 - Special type of incident, other	5
911 - Citizen complaint	1
Incidents Without Incident Type	1

Total Incidents

390

This report displays Incidents by Incident type for the selected Incident Status (es) and chosen date range. Nemsis 2 & 3 Incidents Included.



North Central Fire Protection District

Kerman, CA

This report was generated on 4/6/2022 11:05:10 AM



Incident Count per Apparatus per Zone for Date Range

Start Date: 03/01/2022 | End Date: 03/31/2022

ZONE	# INCIDENTS
APPARATUS: BC03	
NC59 - North Central Metro Service Area	2
APPARATUS: BC04	
NC59 - North Central Metro Service Area	1
APPARATUS: BC55	
NCAA - North Central Auto Aide Area	2
NCKer - North Central Kerman	2
NCR55 - North Central Rural, Station 55 Service Area	5
NCR56 - North Central Rural, Station 56 Service Area	2
NCR57 - North Central Rural, Station 57 Service Area	3
NCR58 - North Central Rural, Station 58 Service Area	6
APPARATUS: E02	
NC59 - North Central Metro Service Area	20
APPARATUS: E05	
NC59 - North Central Metro Service Area	1
APPARATUS: E09	
NC59 - North Central Metro Service Area	2
NCAA - North Central Auto Aide Area	2
APPARATUS: E11	
NC59 - North Central Metro Service Area	15
APPARATUS: E12	
NC59 - North Central Metro Service Area	14
APPARATUS: E16	
NCAA - North Central Auto Aide Area	8
APPARATUS: E18	
FFD AutoAid - Fresno City Auto/Mutal Aid	1
NCAA - North Central Auto Aide Area	9
APPARATUS: E19	
NCAA - North Central Auto Aide Area	7
NCR56 - North Central Rural, Station 56 Service Area	1

Only REVIEWED included.



ZONE	# INCIDENTS
APPARATUS: E20	
NC59 - North Central Metro Service Area	32
APPARATUS: E55	
FCF AutoAid - Fresno County AutoAid	2
NC59 - North Central Metro Service Area	1
NCKer - North Central Kerman	83
NCR55 - North Central Rural, Station 55 Service Area	34
NCR56 - North Central Rural, Station 56 Service Area	2
NCR57 - North Central Rural, Station 57 Service Area	7
NCR58 - North Central Rural, Station 58 Service Area	1
APPARATUS: E56	
FCF AutoAid - Fresno County AutoAid	3
NCAA - North Central Auto Aide Area	7
NCKer - North Central Kerman	9
NCR55 - North Central Rural, Station 55 Service Area	2
NCR56 - North Central Rural, Station 56 Service Area	32
NCR57 - North Central Rural, Station 57 Service Area	1
NCR58 - North Central Rural, Station 58 Service Area	15
APPARATUS: E57	
FCF AutoAid - Fresno County AutoAid	1
NCAA - North Central Auto Aide Area	4
NCBio - North Central Biola	6
NCKer - North Central Kerman	10
NCR55 - North Central Rural, Station 55 Service Area	5
NCR57 - North Central Rural, Station 57 Service Area	16
NCR58 - North Central Rural, Station 58 Service Area	5
APPARATUS: E58	
FFD AutoAid - Fresno City Auto/Mutal Aid	2
NC59 - North Central Metro Service Area	1
NCAA - North Central Auto Aide Area	13
NCKer - North Central Kerman	3
NCR55 - North Central Rural, Station 55 Service Area	1
NCR56 - North Central Rural, Station 56 Service Area	4
NCR57 - North Central Rural, Station 57 Service Area	4

Only REVIEWED included.

ZONE	# INCIDENTS
NCR58 - North Central Rural, Station 58 Service Area	38
APPARATUS: E87	
NCAA - North Central Auto Aide Area	1
APPARATUS: E89	
NCAA - North Central Auto Aide Area	1
APPARATUS: E95	
NCKer - North Central Kerman	1
NCR55 - North Central Rural, Station 55 Service Area	3
APPARATUS: FM55	
NCKer - North Central Kerman	2
NCR55 - North Central Rural, Station 55 Service Area	2
NCR58 - North Central Rural, Station 58 Service Area	3
APPARATUS: P55	
NCKer - North Central Kerman	7
NCR55 - North Central Rural, Station 55 Service Area	5
APPARATUS: T11	
NC59 - North Central Metro Service Area	3
APPARATUS: T55	
NCKer - North Central Kerman	3
NCR55 - North Central Rural, Station 55 Service Area	1
NCR58 - North Central Rural, Station 58 Service Area	1
APPARATUS: WT55	
NCR55 - North Central Rural, Station 55 Service Area	2
NCR57 - North Central Rural, Station 57 Service Area	1
NCR58 - North Central Rural, Station 58 Service Area	1
APPARATUS: WT56	
NCAA - North Central Auto Aide Area	4
NCR55 - North Central Rural, Station 55 Service Area	1
NCR56 - North Central Rural, Station 56 Service Area	1
NCR58 - North Central Rural, Station 58 Service Area	3
APPARATUS: WT57	
NCAA - North Central Auto Aide Area	5
NCR55 - North Central Rural, Station 55 Service Area	2
NCR57 - North Central Rural, Station 57 Service Area	3

Only REVIEWED included.

ZONE	# INCIDENTS
NCR58 - North Central Rural, Station 58 Service Area	4
Total for All Apparatus :	507

Only REVIEWED included.



North Central Fire Protection District

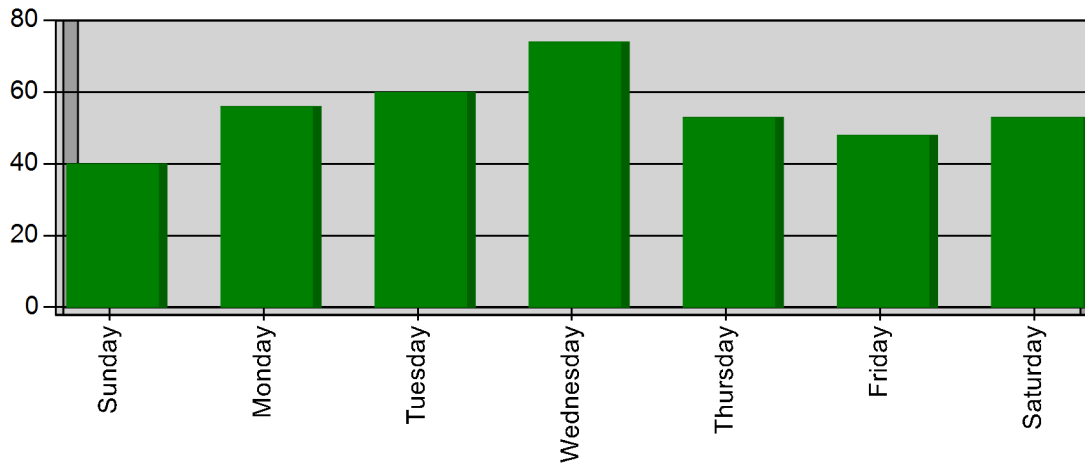
Kerman, CA

This report was generated on 4/6/2022 11:06:38 AM



Incidents by Day of the Week for Date Range

Start Date: 03/01/2022 | End Date: 03/31/2022



DAY OF THE WEEK	# INCIDENTS
Sunday	40
Monday	56
Tuesday	60
Wednesday	74
Thursday	53
Friday	48
Saturday	53
TOTAL	384

Only REVIEWED incidents included



North Central Fire Protection District

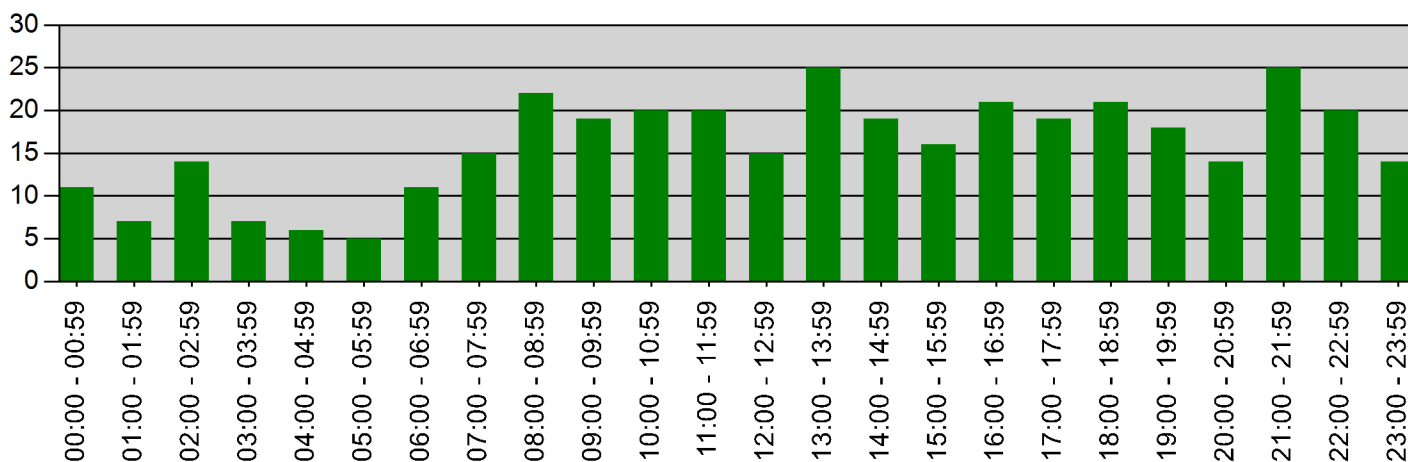
Kerman, CA

This report was generated on 4/6/2022 11:07:32 AM



Incidents by Hour for Date Range

Start Date: 03/01/2022 | End Date: 03/31/2022



HOUR	# of CALLS
00:00 - 00:59	11
01:00 - 01:59	7
02:00 - 02:59	14
03:00 - 03:59	7
04:00 - 04:59	6
05:00 - 05:59	5
06:00 - 06:59	11
07:00 - 07:59	15
08:00 - 08:59	22
09:00 - 09:59	19
10:00 - 10:59	20
11:00 - 11:59	20
12:00 - 12:59	15
13:00 - 13:59	25
14:00 - 14:59	19
15:00 - 15:59	16
16:00 - 16:59	21
17:00 - 17:59	19
18:00 - 18:59	21
19:00 - 19:59	18
20:00 - 20:59	14
21:00 - 21:59	25
22:00 - 22:59	20
23:00 - 23:59	14

Only REVIEWED incidents included



North Central Fire Protection District

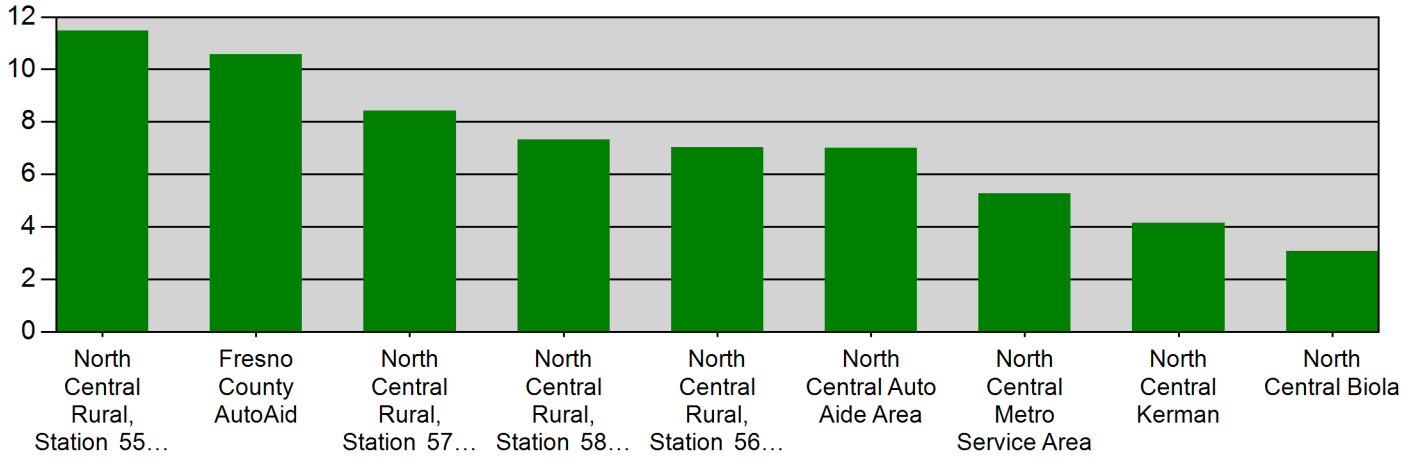
Kerman, CA

This report was generated on 4/6/2022 11:08:20 AM



Average Response Time per Zone for Date Range

Start Date: 03/01/2022 | End Date: 03/31/2022



Zone	AVERAGE RESPONSE TIME in minutes (Dispatch to Arrived)
NCR55 - North Central Rural, Station 55 Service Area	11:48
FCF AutoAid - Fresno County AutoAid	10:56
NCR57 - North Central Rural, Station 57 Service Area	8:43
NCR58 - North Central Rural, Station 58 Service Area	7:33
NCR56 - North Central Rural, Station 56 Service Area	7:02
NCAA - North Central Auto Aide Area	7:01
NC59 - North Central Metro Service Area	5:28
NCKer - North Central Kerman	4:14
NCBio - North Central Biola	3:08

Only REVIEWED incidents included



North Central Fire Protection District

Kerman, CA

This report was generated on 4/6/2022 11:09:01 AM



Count of Overlapping Incidents for Date Range

Start Date: 03/01/2022 | End Date: 03/31/2022

# OVERLAPPING	% OVERLAPPING	TOTAL
134	34.9	384

OVERLAPPING INCIDENT DETAILS					
ALARM	CLEAR/CANCEL	INCIDENT #	INCIDENT TYPE	STATION	ZONE
3/1/2022					
3/1/2022 6:57:52 AM	3/1/2022 7:09:40 AM	2022-725	611	NCR56	North Central Rural, Station 56 Service Area
3/1/2022 7:04:05 AM	3/1/2022 7:15:30 AM	2022-726	321	NCR56	North Central Rural, Station 56 Service Area
3/1/2022 5:21:49 PM	3/1/2022 6:06:41 PM	2022-732	160	NCR55	North Central Rural, Station 56 Service Area
3/1/2022 5:24:26 PM	3/1/2022 5:46:56 PM	2022-731	321	NCR56	North Central Rural, Station 56 Service Area
3/2/2022					
3/2/2022 3:18:55 AM	3/2/2022 3:44:22 AM	2022-737	151	NCR58	North Central Auto Aide Area
3/2/2022 3:37:09 AM	3/2/2022 4:13:28 AM	2022-738	731	NCR56	North Central Rural, Station 58 Service Area
3/2/2022 9:56:28 AM	3/2/2022 11:51:08 AM	2022-743	142	NCR58	North Central Rural, Station 58 Service Area
3/2/2022 10:05:35 AM	3/2/2022 10:11:17 AM	2022-741	321	NCKer	North Central Kerman
3/2/2022 10:50:09 AM	3/2/2022 11:12:57 AM	2022-742	550	NCR56	North Central Auto Aide Area
3/3/2022					
3/3/2022 7:54:03 AM	3/3/2022 8:42:45 AM	2022-749	352	NCR55	North Central Rural, Station 55 Service Area
3/3/2022 8:40:06 AM	3/3/2022 9:09:57 AM	2022-751	321	NCR56	North Central Rural, Station 56 Service Area
3/3/2022 8:53:00 AM	3/3/2022 8:54:15 AM	2022-750	600	NCR55	North Central Rural, Station 55 Service Area
3/3/2022 9:41:13 AM	3/3/2022 10:09:45 AM	2022-753	311	NCR55	North Central Rural, Station 55 Service Area
3/3/2022 10:02:17 AM	3/3/2022 10:36:44 AM	2022-754	550	North Central Automatic Aid	North Central Auto Aide Area
3/3/2022 4:04:27 PM	3/3/2022 4:09:57 PM	2022-757	611	NCKer	North Central Kerman
3/3/2022 4:04:27 PM	3/3/2022 4:23:07 PM	2022-758	311	NCBio	North Central Rural, Station 57 Service Area
3/4/2022					
3/4/2022 11:34:57 AM	3/4/2022 2:12:14 PM	2022-769	160	NCR56	North Central Rural, Station 58 Service Area
3/4/2022 1:47:21 PM	3/4/2022 2:18:32 PM	2022-770	321	NC59	North Central Metro Service Area
3/5/2022					
3/5/2022 9:08:52 PM	3/5/2022 9:26:01 PM	2022-780	322	NCR55	North Central Rural, Station 55 Service Area
3/5/2022 9:10:17 PM	3/5/2022 9:19:00 PM	2022-779	321	NC59	North Central Metro Service Area

Percentage of incidents overlapping from total incidents in month, year. Compared incident time range as either Alarm to Cancel or Alarm to Clear for incidents that have either Cancel or Clear time recorded. Reviewed calls only. Group by date. Displays date, incident number, incident type (numeric only), zone, and station.



OVERLAPPING INCIDENT DETAILS

ALARM	CLEAR/CANCEL	INCIDENT #	INCIDENT TYPE	STATION	ZONE
3/6/2022					
3/6/2022 10:03:46 PM	3/6/2022 11:40:08 PM	2022-787	111	NCR55	North Central Rural, Station 55 Service Area
3/6/2022 10:50:07 PM	3/6/2022 10:59:54 PM	2022-786	321	NCKer	North Central Kerman
3/7/2022					
3/7/2022 10:50:37 AM	3/7/2022 11:10:04 AM	2022-795	321	NCBio	North Central Rural, Station 57 Service Area
3/7/2022 11:05:00 AM	3/7/2022 11:13:34 AM	2022-796	321	North Central Automatic Aid	North Central Auto Aide Area
3/7/2022 5:53:30 PM	3/7/2022 6:15:36 PM	2022-798	321	NCBio	North Central Rural, Station 57 Service Area
3/7/2022 6:07:05 PM	3/7/2022 6:14:35 PM	2022-799	321	NCKer	North Central Kerman
3/7/2022 11:12:48 PM	3/7/2022 11:25:48 PM	2022-804	321	NCR56	North Central Rural, Station 58 Service Area
3/7/2022 11:15:55 PM	3/7/2022 11:49:13 PM	2022-805	140	NC59	North Central Metro Service Area
3/8/2022					
3/8/2022 8:18:48 AM	3/8/2022 8:47:26 AM	2022-806	745	NCR58	North Central Rural, Station 58 Service Area
3/8/2022 8:42:06 AM	3/8/2022 9:28:18 AM	2022-807	321	NCKer	North Central Kerman
3/8/2022 1:41:56 PM	3/8/2022 2:30:09 PM	2022-809	322	Fresno County Auto Aid	Fresno County AutoAid
3/8/2022 1:43:38 PM	3/8/2022 2:05:37 PM	2022-808	571	NCR55	North Central Kerman
3/8/2022 9:14:18 PM	3/8/2022 9:28:58 PM	2022-812	622	NCR55	North Central Rural, Station 55 Service Area
3/8/2022 9:28:34 PM	3/8/2022 9:44:46 PM	2022-813	321	NCR58	North Central Rural, Station 58 Service Area
3/8/2022 9:31:13 PM	3/8/2022 9:45:32 PM	2022-814	321	NCR56	North Central Rural, Station 58 Service Area
3/9/2022					
3/9/2022 9:09:44 AM	3/9/2022 9:18:26 AM	2022-815	311	NCKer	North Central Kerman
3/9/2022 9:16:34 AM	3/9/2022 9:24:59 AM	2022-816	321	NC59	North Central Metro Service Area
3/9/2022 2:15:25 PM	3/9/2022 3:03:29 PM	2022-820	322	NCR58	North Central Rural, Station 58 Service Area
3/9/2022 2:33:35 PM	3/9/2022 2:36:23 PM	2022-819	311	NCKer	North Central Kerman
3/9/2022 3:32:33 PM	3/9/2022 3:54:27 PM	2022-823	321	North Central Automatic Aid	North Central Auto Aide Area
3/9/2022 3:35:40 PM	3/9/2022 3:38:22 PM	2022-822	611	NCR58	Fresno City Auto/Mutal Aid
3/9/2022 9:06:10 PM	3/9/2022 9:13:21 PM	2022-827	321	NC59	North Central Metro Service Area
3/9/2022 9:12:10 PM	3/9/2022 9:28:24 PM	2022-828	311	NCR55	North Central Rural, Station 55 Service Area
3/9/2022 9:24:06 PM	3/9/2022 9:39:35 PM	2022-829	611	NCKer	North Central Kerman
3/10/2022					
3/10/2022 6:23:30 PM	3/10/2022 6:37:41 PM	2022-838	321	North Central Automatic Aid	North Central Auto Aide Area
3/10/2022 6:33:12 PM	3/10/2022 6:43:59 PM	2022-839	321	NC59	North Central Metro Service Area
3/12/2022					
3/12/2022 6:13:14 AM	3/12/2022 6:41:50 AM	2022-858	561	NCR58	North Central Auto Aide Area

Percentage of incidents overlapping from total incidents in month,year. Compared incident time range as either Alarm to Cancel or Alarm to Clear for incidents that have either Cancel or Clear time recorded. Reviewed calls only. Group by date. Displays date, incident number, incident type (numeric only), zone, and station.

OVERLAPPING INCIDENT DETAILS

ALARM	CLEAR/CANCEL	INCIDENT #	INCIDENT TYPE	STATION	ZONE
3/12/2022 6:35:16 AM	3/12/2022 6:49:43 AM	2022-859	611	NCBio	North Central Rural, Station 57 Service Area
3/12/2022 8:18:58 AM	3/12/2022 8:28:00 AM	2022-860	321	NCKer	North Central Kerman
3/12/2022 8:26:52 AM	3/12/2022 8:35:19 AM	2022-861	321	NCR58	North Central Rural, Station 58 Service Area
3/12/2022 8:29:25 AM	3/12/2022 8:53:40 AM	2022-862	550	NCKer	North Central Kerman
3/12/2022 1:51:46 PM	3/12/2022 1:58:55 PM	2022-864	611	NCBio	North Central Rural, Station 57 Service Area
3/12/2022 1:52:18 PM	3/12/2022 2:18:45 PM	2022-866	444	NCR56	North Central Rural, Station 58 Service Area
3/12/2022 1:57:24 PM	3/12/2022 2:19:01 PM	2022-865	321	NCR56	North Central Rural, Station 56 Service Area
3/12/2022 9:54:39 PM	3/12/2022 10:20:05 PM	2022-870	321	NCKer	North Central Kerman
3/12/2022 9:58:53 PM	3/12/2022 10:49:45 PM	2022-871	550	NCR56	North Central Rural, Station 56 Service Area
3/12/2022 10:39:42 PM	3/12/2022 10:47:30 PM	2022-872	611	NCR58	North Central Rural, Station 58 Service Area
3/13/2022					
3/13/2022 12:08:18 AM	3/13/2022 12:26:04 AM	2022-874	311	NC59	North Central Metro Service Area
3/13/2022 12:16:17 AM	3/13/2022 12:40:15 AM	2022-875	611	NCBio	North Central Biola
3/15/2022					
3/15/2022 12:45:26 AM	3/15/2022 12:55:05 AM	2022-899	311	NCKer	North Central Kerman
3/15/2022 12:46:36 AM	3/15/2022 12:51:24 AM	2022-900	321	NC59	North Central Metro Service Area
3/15/2022 3:23:43 PM	3/15/2022 3:33:42 PM	2022-908	321	NCKer	North Central Kerman
3/15/2022 3:32:37 PM	3/15/2022 3:41:43 PM	2022-909	140	NCBio	North Central Auto Aide Area
3/16/2022					
3/16/2022 7:11:32 AM	3/16/2022 7:31:49 AM	2022-912	320	NCR55	North Central Rural, Station 55 Service Area
3/16/2022 7:26:38 AM	3/16/2022 7:50:00 AM	2022-913	711	NCR55	North Central Rural, Station 55 Service Area
3/16/2022 7:30:41 AM	3/16/2022 8:01:29 AM	2022-914	324	NCR58	North Central Rural, Station 58 Service Area
3/16/2022 7:54:58 AM	3/16/2022 8:03:29 AM	2022-915	311	NCKer	North Central Kerman
3/16/2022 7:58:39 AM	3/16/2022 9:06:35 AM	2022-917	651	NCKer	North Central Kerman
3/16/2022 8:12:27 AM	3/16/2022 8:14:24 AM	2022-916	611	NCKer	North Central Kerman
3/16/2022 1:04:12 PM	3/16/2022 1:37:18 PM	2022-922	321	NCR58	North Central Rural, Station 58 Service Area
3/16/2022 1:15:24 PM	3/16/2022 1:24:11 PM	2022-921	321	NCR56	North Central Kerman
3/16/2022 4:43:37 PM	3/16/2022 6:43:58 PM	2022-926	160	NC59	North Central Metro Service Area
3/16/2022 5:31:38 PM	3/16/2022 5:52:16 PM	2022-923	571	NCR56	North Central Rural, Station 58 Service Area
3/16/2022 5:39:32 PM	3/16/2022 6:01:05 PM	2022-924	321	NC59	North Central Metro Service Area
3/16/2022 6:16:02 PM	3/16/2022 6:37:50 PM	2022-925	700	NCR56	North Central Rural, Station 58 Service Area
3/17/2022					
3/17/2022 7:36:29 PM	3/17/2022 8:13:13 PM	2022-936	321	NCR56	North Central Rural, Station 56 Service Area
3/17/2022 7:57:45 PM	3/17/2022 8:11:01 PM	2022-934	321	NCKer	North Central Kerman

Percentage of incidents overlapping from total incidents in month, year. Compared incident time range as either Alarm to Cancel or Alarm to Clear for incidents that have either Cancel or Clear time recorded. Reviewed calls only. Group by date. Displays date, incident number, incident type (numeric only), zone, and station.

OVERLAPPING INCIDENT DETAILS

ALARM	CLEAR/CANCEL	INCIDENT #	INCIDENT TYPE	STATION	ZONE
3/17/2022 8:00:56 PM	3/17/2022 8:11:25 PM	2022-935	311	NC59	North Central Metro Service Area
3/18/2022					
3/18/2022 1:43:44 AM	3/18/2022 1:46:59 AM	2022-938	321	NCKer	North Central Kerman
3/18/2022 1:44:58 AM	3/18/2022 2:04:43 AM	2022-939	321	NCR56	North Central Rural, Station 56 Service Area
3/18/2022 4:40:21 PM	3/18/2022 4:42:31 PM	2022-948	321	North Central Automatic Aid	North Central Auto Aide Area
3/18/2022 4:40:21 PM	3/18/2022 5:15:12 PM	2022-950	550	NCR58	North Central Auto Aide Area
3/18/2022 4:44:19 PM	3/18/2022 5:01:52 PM	2022-949	321	NCKer	North Central Kerman
3/19/2022					
3/19/2022 2:21:25 AM	3/19/2022 2:58:42 AM	2022-957	112	NC59	North Central Metro Service Area
3/19/2022 2:26:50 AM	3/19/2022 2:53:37 AM	2022-956	321	NC59	North Central Metro Service Area
3/19/2022 2:32:22 AM	3/19/2022 2:37:19 AM	2022-955	611	NCR55	North Central Rural, Station 55 Service Area
3/19/2022 12:01:30 PM	3/19/2022 12:24:04 PM	2022-960	651	NCKer	North Central Kerman
3/19/2022 12:17:18 PM	3/19/2022 12:20:29 PM	2022-961	611	NCKer	North Central Kerman
3/19/2022 7:11:32 PM	3/19/2022 9:11:07 PM	2022-966	160	NCR58	North Central Auto Aide Area
3/19/2022 7:58:25 PM	3/19/2022 8:12:40 PM	2022-965	321	NCKer	North Central Kerman
3/20/2022					
3/20/2022 2:08:49 PM	3/20/2022 2:21:54 PM	2022-976	321	NC59	North Central Metro Service Area
3/20/2022 2:11:09 PM	3/20/2022 2:21:46 PM	2022-977	321	NC59	North Central Metro Service Area
3/21/2022					
3/21/2022 10:45:01 AM	3/21/2022 10:58:21 AM	2022-981	745	North Central Automatic Aid	North Central Auto Aide Area
3/21/2022 10:51:18 AM	3/21/2022 11:08:26 AM	2022-982	321	NC59	North Central Metro Service Area
3/21/2022 12:43:50 PM	3/21/2022 1:11:44 PM	2022-983	710	NCKer	North Central Kerman
3/21/2022 12:56:19 PM	3/21/2022 1:11:11 PM	2022-984	311	NCKer	North Central Kerman
3/22/2022					
3/22/2022 7:48:46 PM	3/22/2022 8:13:11 PM	2022-999	321	North Central Automatic Aid	North Central Auto Aide Area
3/22/2022 7:54:59 PM	3/22/2022 8:14:09 PM	2022-998	118	NCR58	North Central Auto Aide Area
3/23/2022					
3/23/2022 5:05:22 PM	3/23/2022 5:35:33 PM	2022-1010	444	NCR58	North Central Rural, Station 58 Service Area
3/23/2022 5:30:03 PM	3/23/2022 5:37:21 PM	2022-1011	311	NCKer	North Central Kerman
3/23/2022 10:44:27 PM	3/23/2022 11:10:53 PM	2022-1016	160	NC59	North Central Metro Service Area
3/23/2022 10:47:52 PM	3/23/2022 11:04:35 PM	2022-1015	412	NC59	North Central Metro Service Area
3/24/2022					
3/24/2022 9:58:40 AM	3/24/2022 10:08:50 AM	2022-1018	321	NCR58	North Central Rural, Station 58 Service Area
3/24/2022 10:07:19 AM	3/24/2022 10:09:40 AM	2022-1019	611	NCKer	North Central Kerman

Percentage of incidents overlapping from total incidents in month,year. Compared incident time range as either Alarm to Cancel or Alarm to Clear for incidents that have either Cancel or Clear time recorded. Reviewed calls only. Group by date. Displays date, incident number, incident type (numeric only), zone, and station.

OVERLAPPING INCIDENT DETAILS

ALARM	CLEAR/CANCEL	INCIDENT #	INCIDENT TYPE	STATION	ZONE
3/25/2022					
3/25/2022 10:50:06 AM	3/25/2022 11:21:25 AM	2022-1026	911	NCR55	North Central Rural, Station 55 Service Area
3/25/2022 10:53:22 AM	3/25/2022 11:06:53 AM	2022-1025	611	NCKer	North Central Kerman
3/25/2022 3:17:10 PM	3/25/2022 3:38:50 PM	2022-1029	611	North Central Automatic Aid	North Central Auto Aide Area
3/25/2022 3:28:46 PM	3/25/2022 4:10:49 PM	2022-1030	600	NCBio	North Central Rural, Station 57 Service Area
3/25/2022 4:57:23 PM	3/25/2022 5:28:02 PM	2022-1032	311	NCR56	North Central Rural, Station 56 Service Area
3/25/2022 4:59:12 PM	3/25/2022 5:08:30 PM	2022-1031	321	NC59	North Central Metro Service Area
3/27/2022					
3/27/2022 2:15:22 AM	3/27/2022 2:38:14 AM	2022-1047	520	NCKer	North Central Kerman
3/27/2022 2:21:32 AM	3/27/2022 2:56:33 AM	2022-1049	131	NCR56	North Central Rural, Station 58 Service Area
3/27/2022 2:32:54 AM	3/27/2022 2:56:24 AM	2022-1048	321	NCKer	North Central Kerman
3/27/2022 8:00:55 PM	3/27/2022 9:55:10 PM	2022-1058	160	NCR55	North Central Rural, Station 55 Service Area
3/27/2022 8:07:14 PM	3/27/2022 8:28:49 PM	2022-1057	160	NCR56	North Central Rural, Station 58 Service Area
3/28/2022					
3/28/2022 11:16:54 AM	3/28/2022 11:23:04 AM	2022-1064	321	NC59	North Central Metro Service Area
3/28/2022 11:23:01 AM	3/28/2022 11:48:41 AM	2022-1065	445	NCR55	North Central Rural, Station 55 Service Area
3/29/2022					
3/29/2022 9:32:53 PM	3/29/2022 10:01:10 PM	2022-1082	321	NCKer	North Central Kerman
3/29/2022 9:51:02 PM	3/29/2022 9:53:46 PM	2022-1078	611	NCR56	North Central Rural, Station 56 Service Area
3/30/2022					
3/30/2022 4:01:42 AM	3/30/2022 4:42:08 AM	2022-1089	132	NCR55	North Central Rural, Station 55 Service Area
3/30/2022 4:24:43 AM	3/30/2022 4:38:03 AM	2022-1085	611	NCR55	North Central Rural, Station 55 Service Area
3/30/2022 4:32:24 AM	3/30/2022 4:39:51 AM	2022-1090	311	NC59	North Central Metro Service Area
3/30/2022 4:40:50 AM	3/30/2022 4:58:03 AM	2022-1086	321	North Central Automatic Aid	North Central Auto Aide Area
3/30/2022 6:28:23 PM	3/30/2022 6:55:10 PM	2022-1094	651	NC59	North Central Metro Service Area
3/30/2022 6:41:15 PM	3/30/2022 6:44:56 PM	2022-1093	311	NCR55	North Central Rural, Station 55 Service Area
3/30/2022 6:53:24 PM	3/30/2022 6:56:15 PM	2022-1095	561	NCR58	North Central Rural, Station 58 Service Area
3/30/2022 6:53:59 PM	3/30/2022 7:40:40 PM	2022-1096	322	NCBio	North Central Rural, Station 57 Service Area
3/30/2022 10:21:51 PM	3/31/2022 12:54:54 AM	2022-1099	353	NCKer	North Central Kerman
3/30/2022 10:54:51 PM	3/30/2022 11:11:03 PM	2022-1097	611	NCBio	North Central Kerman
3/31/2022					
3/31/2022 12:01:15 AM	3/31/2022 12:14:48 AM	2022-1098	321	NCR58	North Central Rural, Station 58 Service Area
3/31/2022 11:34:46 AM	3/31/2022 12:13:08 PM	2022-1105	900	NCR58	North Central Auto Aide Area

Percentage of incidents overlapping from total incidents in month, year. Compared incident time range as either Alarm to Cancel or Alarm to Clear for incidents that have either Cancel or Clear time recorded. Reviewed calls only. Group by date. Displays date, incident number, incident type (numeric only), zone, and station.



OVERLAPPING INCIDENT DETAILS

ALARM	CLEAR/CANCEL	INCIDENT #	INCIDENT TYPE	STATION	ZONE
3/31/2022 11:38:49 AM	3/31/2022 11:49:06 AM	2022-1104	311	NC59	North Central Metro Service Area
3/31/2022 1:24:26 PM	3/31/2022 1:36:37 PM	2022-1107	321	NCR58	North Central Rural, Station 58 Service Area
3/31/2022 1:25:07 PM	3/31/2022 1:29:10 PM	2022-1106	611	NCKer	North Central Kerman

Percentage of incidents overlapping from total incidents in month,year. Compared incident time range as either Alarm to Cancel or Alarm to Clear for incidents that have either Cancel or Clear time recorded. Reviewed calls only. Group by date. Displays date, incident number, incident type (numeric only), zone, and station.



North Central Fire Protection District

Kerman, CA

This report was generated on 4/6/2022 11:09:51 AM



Count of Overlapping Incidents for Station for Date Range (In Service Time Used)

Incident Status(s): All Incident Statuses | Station(s): NCKer | Start Date: 03/01/2022 | End Date: 03/31/2022

OVERLAPPING COUNT	PERCENT OVERLAPPING	TOTAL
9	8.65 %	104

OVERLAPPING INCIDENT DETAILS (ALARM TO IN SERVICE)

ALARM	IN SERVICE	INCIDENT NUMBER	INCIDENT TYPE	ZONE
3/16/2022				
3/16/2022 7:54:58 AM	3/16/2022 8:03:29 AM	2022-915	311	North Central Kerman
3/16/2022 8:12:27 AM	3/16/2022 8:14:24 AM	2022-916	611	North Central Kerman
3/16/2022 7:58:39 AM	3/16/2022 9:06:35 AM	2022-917	651	North Central Kerman
3/19/2022				
3/19/2022 12:01:30 PM	3/19/2022 12:24:04 PM	2022-960	651	North Central Kerman
3/19/2022 12:17:18 PM	3/19/2022 12:20:29 PM	2022-961	611	North Central Kerman
3/21/2022				
3/21/2022 12:43:50 PM	3/21/2022 1:11:44 PM	2022-983	710	North Central Kerman
3/21/2022 12:56:19 PM	3/21/2022 1:11:11 PM	2022-984	311	North Central Kerman
3/27/2022				
3/27/2022 2:15:22 AM	3/27/2022 2:38:14 AM	2022-1047	520	North Central Kerman
3/27/2022 2:32:54 AM	3/27/2022 2:56:24 AM	2022-1048	321	North Central Kerman

Incident time range is difference between 'Alarm' and 'In Service' time stamps (both must be present). If multiple apparatus respond, 'In Service' taken from final apparatus to leave. Results grouped by date.



North Central Fire Protection District

Kerman, CA

This report was generated on 4/6/2022 11:11:27 AM



Count of Overlapping Incidents for Station for Date Range (In Service Time Used)

Incident Status(s): All Incident Statuses | Station(s): NCR58 | Start Date: 03/01/2022 | End Date: 03/31/2022

OVERLAPPING COUNT	PERCENT OVERLAPPING	TOTAL
0	NaN %	

OVERLAPPING INCIDENT DETAILS (ALARM TO IN SERVICE)

ALARM	IN SERVICE	INCIDENT NUMBER	INCIDENT TYPE	ZONE
-------	------------	-----------------	---------------	------

Incident time range is difference between 'Alarm' and 'In Service' time stamps (both must be present). If multiple apparatus respond, 'In Service' taken from final apparatus to leave. Results grouped by date.



North Central Fire Protection District

Kerman, CA

This report was generated on 4/6/2022 11:12:40 AM



Mutual or Automatic Aid Given by FDID for Incident Type for Date Range

Incident Type(s): All Incident Types | Start Date: 03/01/2022 | End Date: 03/31/2022

INCIDENT NUMBER	INCIDENT DATE	LOCATION	AID TYPE	INCIDENT TYPE
FDID: 10032 - Fresno County				
2022-797	03/07/2022	2350 S CORNELIA AVE	Mutual aid given	321 - EMS call, excluding vehicle accident with injury
2022-809	03/08/2022	W MANNING AVE	Automatic aid given	322 - Motor vehicle accident with injuries
2022-811	03/08/2022	W. Manning Ave	Automatic aid given	324 - Motor vehicle accident with no injuries.
2022-973	03/13/2022	5050 S Blythe	Automatic aid given	611 - Dispatched & cancelled en route
2022-972	03/14/2022	Lincoln Ave	Automatic aid given	322 - Motor vehicle accident with injuries

Count of Calls for FDID 10032 - Fresno County : 5

FDID: 10032 - Fresno County 10060 - Mendota

2022-778	03/05/2022	1225 OLLER ST	Automatic aid given	611 - Dispatched & cancelled en route
----------	------------	---------------	---------------------	---------------------------------------

Count of Calls for FDID 10032 - Fresno County
10060 - Mendota : 1

Report pulls data from Basic Info 5 (Mutual Aid Given Box) and if available, matches FDID to Neighboring Agency's FDID in Neighboring Agency list in the Administration Module. If missing, Report will only display FDID of Agency.



emergencyreporting.com

Doc Id: 1616

Page # 1 of 1

North Central Fire Protection District

Kerman, CA

This report was generated on 4/6/2022 11:14:01 AM



Mutual or Automatic Aid Received by FDID for Incident Type for Date Range

Incident Type(s): All Incident Types | Start Date: 03/01/2022 | End Date: 03/31/2022

INCIDENT	INCIDENT DATE	LOCATION	AID TYPE	INCIDENT TYPE
FDID: 10030 - Total Calls: 103				
2022-957	03/19/2022	1752 W CALIMYRNA AVE	Automatic aid received	112 - Fires in structure other than in a building
2022-805	03/07/2022	N Fruit AVE	Automatic aid received	140 - Natural vegetation fire, other
2022-909	03/15/2022	6176 N GRANTLAND AVE	Automatic aid received	140 - Natural vegetation fire, other
2022-953	03/18/2022	3725 CIRCLE DR	Automatic aid received	140 - Natural vegetation fire, other
2022-1021	03/24/2022	Hwy-99	Automatic aid received	143 - Grass fire
2022-1013	03/23/2022	N VALENTINE AVE	Automatic aid received	160 - Special outside fire, other
2022-1016	03/23/2022	1511 W DOVEWOOD LN	Automatic aid received	160 - Special outside fire, other
2022-902	03/15/2022	W HERNDON AVE	Automatic aid received	160 - Special outside fire, other
2022-926	03/16/2022	1340 W ESCALON AVE	Automatic aid received	160 - Special outside fire, other
2022-1076	03/29/2022	N Van Ness BLVD	Automatic aid received	311 - Medical assist, assist EMS crew
2022-1090	03/30/2022	7031 N MONTE AVE	Automatic aid received	311 - Medical assist, assist EMS crew
2022-845	03/11/2022	1454 W PAUL AVE	Automatic aid received	311 - Medical assist, assist EMS crew
2022-867	03/12/2022	4872 N GLENN AVE	Automatic aid received	311 - Medical assist, assist EMS crew
2022-869	03/12/2022	461 W VARTIKIAN AVE	Automatic aid received	311 - Medical assist, assist EMS crew
2022-874	03/13/2022	N Arthur AVE	Automatic aid received	311 - Medical assist, assist EMS crew
2022-935	03/17/2022	4911 N GLENN AVE	Automatic aid received	311 - Medical assist, assist EMS crew
2022-940	03/18/2022	1140 E ALAMOS AVE	Automatic aid received	311 - Medical assist, assist EMS crew
2022-946	03/18/2022	774 W STUART AVE	Automatic aid received	311 - Medical assist, assist EMS crew
2022-947	03/18/2022	1435 E SWIFT AVE	Automatic aid received	311 - Medical assist, assist EMS crew

Only Completed or Reviewed incidents included. Report pulls information from "Neighboring Agencies" in Administration module.



2022-898	03/14/2022	W Celeste AVE	Automatic aid received	320 - Emergency medical service, other
2022-1003	03/23/2022	964 N LAFAYETTE AVE	Automatic aid received	321 - EMS call, excluding vehicle accident with injury
2022-1008	03/23/2022	4624 W OLIVE AVE	Automatic aid received	321 - EMS call, excluding vehicle accident with injury
2022-1012	03/23/2022	5330 W SHIELDS AVE	Automatic aid received	321 - EMS call, excluding vehicle accident with injury
2022-1031	03/25/2022	5180 N WISHON AVE	Automatic aid received	321 - EMS call, excluding vehicle accident with injury
2022-1036	03/25/2022	1345 W ESCALON AVE	Automatic aid received	321 - EMS call, excluding vehicle accident with injury
2022-1042	03/26/2022	6095 N BUNGALOW LN	Automatic aid received	321 - EMS call, excluding vehicle accident with injury
2022-1044	03/26/2022	2635 W BULLARD AVE	Automatic aid received	321 - EMS call, excluding vehicle accident with injury
2022-1053	03/27/2022	5288 N PARRISH WAY	Automatic aid received	321 - EMS call, excluding vehicle accident with injury
2022-1063	03/28/2022	5339 N VAN NESS BLVD	Automatic aid received	321 - EMS call, excluding vehicle accident with injury
2022-1064	03/28/2022	6476 N PLEASANT AVE	Automatic aid received	321 - EMS call, excluding vehicle accident with injury
2022-1070	03/28/2022	1040 N PLEASANT AVE	Automatic aid received	321 - EMS call, excluding vehicle accident with injury
2022-1077	03/29/2022	2110 N HAYES AVE	Automatic aid received	321 - EMS call, excluding vehicle accident with injury
2022-1086	03/30/2022	1040 N PLEASANT AVE	Automatic aid received	321 - EMS call, excluding vehicle accident with injury
2022-724	03/01/2022	2589 W BULLARD AVE	Automatic aid received	321 - EMS call, excluding vehicle accident with injury
2022-730	03/01/2022	490 W BARSTOW AVE	Automatic aid received	321 - EMS call, excluding vehicle accident with injury
2022-735	03/01/2022	123 E GRIFFITH WAY	Automatic aid received	321 - EMS call, excluding vehicle accident with injury
2022-739	03/02/2022	W Ashlan AVE	Automatic aid received	321 - EMS call, excluding vehicle accident with injury
2022-747	03/02/2022	2589 W BULLARD AVE	Automatic aid received	321 - EMS call, excluding vehicle accident with injury
2022-751	03/03/2022	2046 W CALIFORNIA AVE	Automatic aid received	321 - EMS call, excluding vehicle accident with injury
2022-752	03/03/2022	1305 E RICHERT AVE	Automatic aid received	321 - EMS call, excluding vehicle accident with injury
2022-762	03/03/2022	6232 N THORNE AVE	Automatic aid received	321 - EMS call, excluding vehicle accident with injury
2022-768	03/04/2022	4666 N GLENN AVE	Automatic aid received	321 - EMS call, excluding vehicle accident with injury
2022-770	03/04/2022	4666 N GLENN AVE	Automatic aid received	321 - EMS call, excluding vehicle accident with injury
2022-779	03/05/2022	6244 N FARRIS AVE	Automatic aid received	321 - EMS call, excluding vehicle accident with injury
2022-783	03/06/2022	4545 N PALM AVE	Automatic aid received	321 - EMS call, excluding vehicle accident with injury

Only Completed or Reviewed incidents included. Report pulls information from "Neighboring Agencies" in Administration module.



2022-788	03/07/2022	550 W VARTIKIAN AVE	Automatic aid received	321 - EMS call, excluding vehicle accident with injury
2022-796	03/07/2022	3227 N HAYES AVE	Automatic aid received	321 - EMS call, excluding vehicle accident with injury
2022-803	03/07/2022	2274 W MESA AVE	Automatic aid received	321 - EMS call, excluding vehicle accident with injury
2022-816	03/09/2022	5322 N BRIARWOOD AVE	Automatic aid received	321 - EMS call, excluding vehicle accident with injury
2022-823	03/09/2022	5348 W SHIELDS AVE	Automatic aid received	321 - EMS call, excluding vehicle accident with injury
2022-827	03/09/2022	490 W BARSTOW AVE	Automatic aid received	321 - EMS call, excluding vehicle accident with injury
2022-839	03/10/2022	490 W BARSTOW AVE	Automatic aid received	321 - EMS call, excluding vehicle accident with injury
2022-840	03/10/2022	4317 W SHIELDS AVE	Automatic aid received	321 - EMS call, excluding vehicle accident with injury
2022-882	03/13/2022	1040 N PLEASANT AVE	Automatic aid received	321 - EMS call, excluding vehicle accident with injury
2022-887	03/14/2022	W Sierra AVE	Automatic aid received	321 - EMS call, excluding vehicle accident with injury
2022-888	03/14/2022	2103 N MARKS AVE	Automatic aid received	321 - EMS call, excluding vehicle accident with injury
2022-889	03/14/2022	6201 N DELNO AVE	Automatic aid received	321 - EMS call, excluding vehicle accident with injury
2022-895	03/14/2022	297 W VARTIKIAN AVE	Automatic aid received	321 - EMS call, excluding vehicle accident with injury
2022-897	03/14/2022	490 W BARSTOW AVE	Automatic aid received	321 - EMS call, excluding vehicle accident with injury
2022-900	03/15/2022	1204 E SIERRA MADRE AVE	Automatic aid received	321 - EMS call, excluding vehicle accident with injury
2022-901	03/15/2022	6138 N CALAVERAS ST	Automatic aid received	321 - EMS call, excluding vehicle accident with injury
2022-907	03/15/2022	4454 N ARTHUR AVE	Automatic aid received	321 - EMS call, excluding vehicle accident with injury
2022-924	03/16/2022	4290 N ARTHUR AVE	Automatic aid received	321 - EMS call, excluding vehicle accident with injury
2022-944	03/18/2022	6824 W SHAW AVE	Automatic aid received	321 - EMS call, excluding vehicle accident with injury
2022-948	03/18/2022	5913 W HAMPTON WAY	Automatic aid received	321 - EMS call, excluding vehicle accident with injury
2022-956	03/19/2022	6537 N WOODSON AVE	Automatic aid received	321 - EMS call, excluding vehicle accident with injury
2022-958	03/19/2022	523 W STUART AVE	Automatic aid received	321 - EMS call, excluding vehicle accident with injury
2022-962	03/19/2022	W Belmont AVE	Automatic aid received	321 - EMS call, excluding vehicle accident with injury
2022-967	03/19/2022	490 W BARSTOW AVE	Automatic aid received	321 - EMS call, excluding vehicle accident with injury
2022-970	03/20/2022	2222 W KEATS AVE	Automatic aid received	321 - EMS call, excluding vehicle accident with injury
2022-975	03/20/2022	0 N BRAWLEY AVE	Automatic aid received	321 - EMS call, excluding vehicle accident with injury

Only Completed or Reviewed incidents included. Report pulls information from "Neighboring Agencies" in Administration module.



2022-976	03/20/2022	6095 N BUNGALOW LN	Automatic aid received	321 - EMS call, excluding vehicle accident with injury
2022-977	03/20/2022	136 E SUSSEX WAY	Automatic aid received	321 - EMS call, excluding vehicle accident with injury
2022-978	03/20/2022	6180 N DOLORES AVE	Automatic aid received	321 - EMS call, excluding vehicle accident with injury
2022-982	03/21/2022	4864 N MAROA AVE	Automatic aid received	321 - EMS call, excluding vehicle accident with injury
2022-991	03/22/2022	5393 W CLINTON AVE	Automatic aid received	321 - EMS call, excluding vehicle accident with injury
2022-993	03/22/2022	Herndon AVE	Automatic aid received	321 - EMS call, excluding vehicle accident with injury
2022-994	03/22/2022	Herndon AVE	Automatic aid received	321 - EMS call, excluding vehicle accident with injury
2022-997	03/22/2022	N Fruit AVE	Automatic aid received	321 - EMS call, excluding vehicle accident with injury
2022-999	03/22/2022	0 HWY-99 OFF RAMP SB & W HERNDON AVE	Automatic aid received	321 - EMS call, excluding vehicle accident with injury
2022-1041	03/26/2022	W Holland AVE	Automatic aid received	322 - Motor vehicle accident with injuries
2022-825	03/09/2022	W Sierra AVE	Automatic aid received	322 - Motor vehicle accident with injuries
2022-905	03/15/2022	W Shaw AVE	Automatic aid received	322 - Motor vehicle accident with injuries
2022-954	03/18/2022	W Bullard AVE	Automatic aid received	322 - Motor vehicle accident with injuries
2022-1015	03/23/2022	4811 N DEL MAR AVE	Automatic aid received	412 - Gas leak (natural gas or LPG)
2022-765	03/04/2022	4618 N GLENN AVE	Automatic aid received	500 - Service Call, other
2022-894	03/14/2022	E Gettysburg AVE	Automatic aid received	520 - Water problem, other
2022-777	03/05/2022	4329 N SAFFORD AVE	Automatic aid received	550 - Public service assistance, other
2022-1083	03/29/2022	4129 W MCKINLEY AVE	Automatic aid received	561 - Unauthorized burning
2022-1027	03/25/2022	W Bullard AVE	Automatic aid received	611 - Dispatched & cancelled en route
2022-1029	03/25/2022	1646 N VALENTINE AVE	Automatic aid received	611 - Dispatched & cancelled en route
2022-1094	03/30/2022	1016 E GETTYSBURG AVE	Automatic aid received	651 - Smoke scare, odor of smoke
2022-830	03/09/2022	6264 N VAN NESS BLVD	Automatic aid received	651 - Smoke scare, odor of smoke
2022-1001	03/22/2022	0 HWY-99 OFF RAMP SB & W HERNDON AVE	Automatic aid received	700 - False alarm or false call, other
2022-995	03/22/2022	4524 N THORNE AVE	Automatic aid received	700 - False alarm or false call, other
2022-1038	03/26/2022	269 W SAN RAMON AVE	Automatic aid received	733 - Smoke detector activation due to malfunction

Only Completed or Reviewed incidents included. Report pulls information from "Neighboring Agencies" in Administration module.



2022-896	03/14/2022	1475 W MORRIS AVE	Automatic aid received	735 - Alarm system sounded due to malfunction
2022-1067	03/28/2022	5334 N COLONIAL AVE	Automatic aid received	743 - Smoke detector activation, no fire - unintentional
2022-794	03/07/2022	1441 W MORRIS AVE	Automatic aid received	745 - Alarm system activation, no fire - unintentional
2022-918	03/16/2022	7539 N LAGUNA VISTA AVE	Automatic aid received	745 - Alarm system activation, no fire - unintentional
2022-981	03/21/2022	2226 N FELAND AVE	Automatic aid received	745 - Alarm system activation, no fire - unintentional
2022-929	03/17/2022	31 E BUCKINGHAM WAY	Automatic aid received	900 - Special type of incident, other
2022-932	03/17/2022	1236 E GETTYSBURG AVE	Automatic aid received	900 - Special type of incident, other
FDID: 10032 - Total Calls: 4				
2022-787	03/06/2022	17237 W WHITESBRIDGE RD	Automatic aid received	111 - Building fire
2022-740	03/02/2022	W Whitesbridge RD	Automatic aid received	321 - EMS call, excluding vehicle accident with injury
2022-786	03/06/2022	15931 MONTEREY LN	Automatic aid received	321 - EMS call, excluding vehicle accident with injury
2022-1083	03/29/2022	4129 W MCKINLEY AVE	Automatic aid received	561 - Unauthorized burning
FDID: Unknown - Total Calls: 1				
2022-1104	03/31/2022	6671 N WOODSON AVE	Automatic aid received	311 - Medical assist, assist EMS crew

Only Completed or Reviewed incidents included. Report pulls information from "Neighboring Agencies" in Administration module.



North Central Fire Protection District

Kerman, CA

This report was generated on 4/6/2022 11:15:34 AM



Losses for Date Range

Start Date: 03/01/2022 | End Date: 03/31/2022

TOTAL INCIDENTS	TOTAL PROPERTY LOSS	TOTAL CONTENT LOSS	TOTAL LOSSES	AVERAGE LOSS
8	\$99,500.00	\$63,000.00	\$162,500.00	\$20,312.00

INCIDENT NUMBER	DATE	Incident Type	PROPERTY LOSS	CONTENT LOSS	TOTAL	% of Total
2022-1045	03/26/2022	131 - Passenger vehicle fire	\$15,000.00	\$0.00	\$15,000.00	9.23%
2022-1049	03/27/2022	131 - Passenger vehicle fire	\$4,500.00	\$0.00	\$4,500.00	2.77%
2022-1089	03/30/2022	132 - Road freight or transport vehicle fire	\$2,000.00	\$0.00	\$2,000.00	1.23%
2022-787	03/06/2022	111 - Building fire	\$15,000.00	\$0.00	\$15,000.00	9.23%
2022-926	03/16/2022	160 - Special outside fire, other	\$60,000.00	\$60,000.00	\$120,000.00	73.85%
2022-953	03/18/2022	140 - Natural vegetation fire, other	\$1,000.00	\$1,000.00	\$2,000.00	1.23%
2022-957	03/19/2022	112 - Fires in structure other than in a building	\$1,000.00	\$1,000.00	\$2,000.00	1.23%
2022-966	03/19/2022	160 - Special outside fire, other	\$1,000.00	\$1,000.00	\$2,000.00	1.23%

Only REVIEWED incidents included



emergencyreporting.com

Doc Id: 265

Page # 1 of 1

Fire Investigation Division

Statistics for March 2022

- Fire Investigations
- Safe & Sane Fireworks Booths
- Code Enforcement
- Weed Abatement

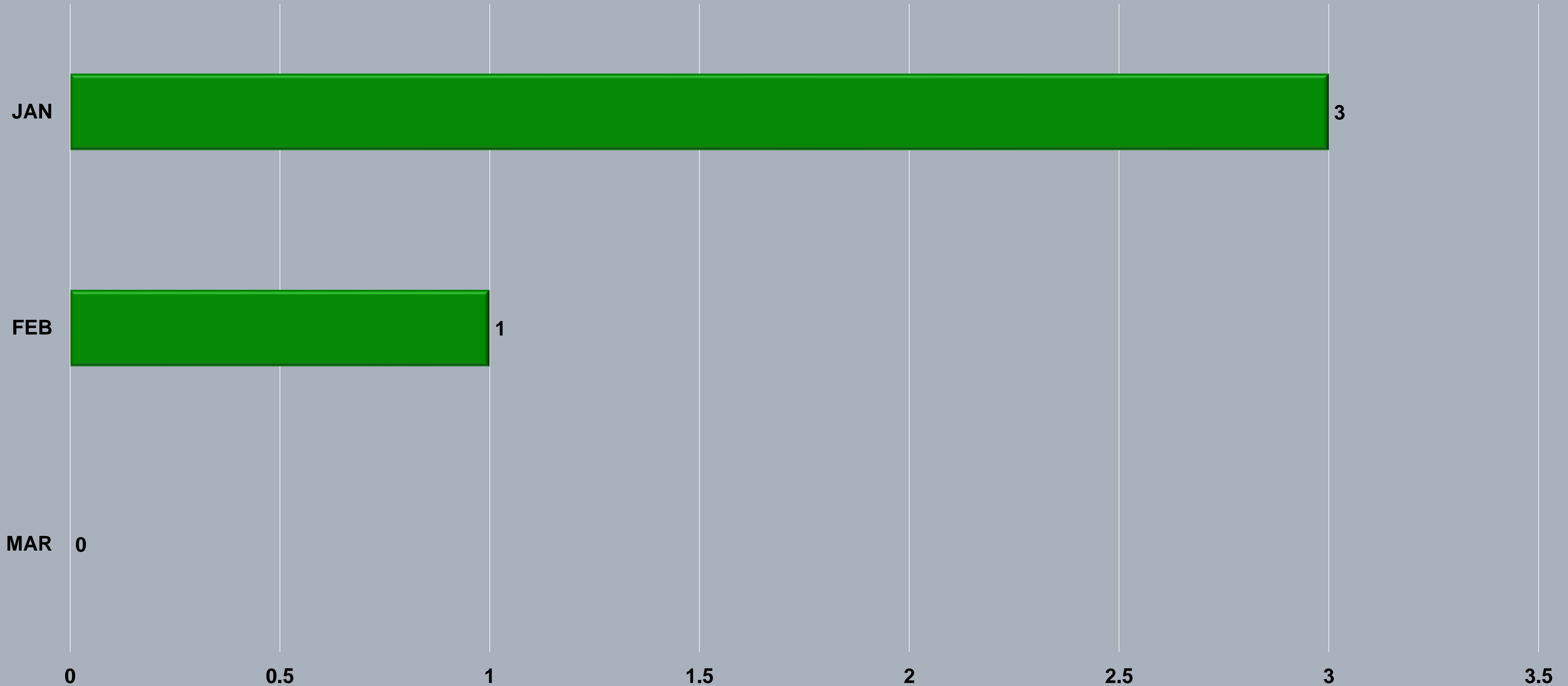




Fire Investigation Statistics for March 2022

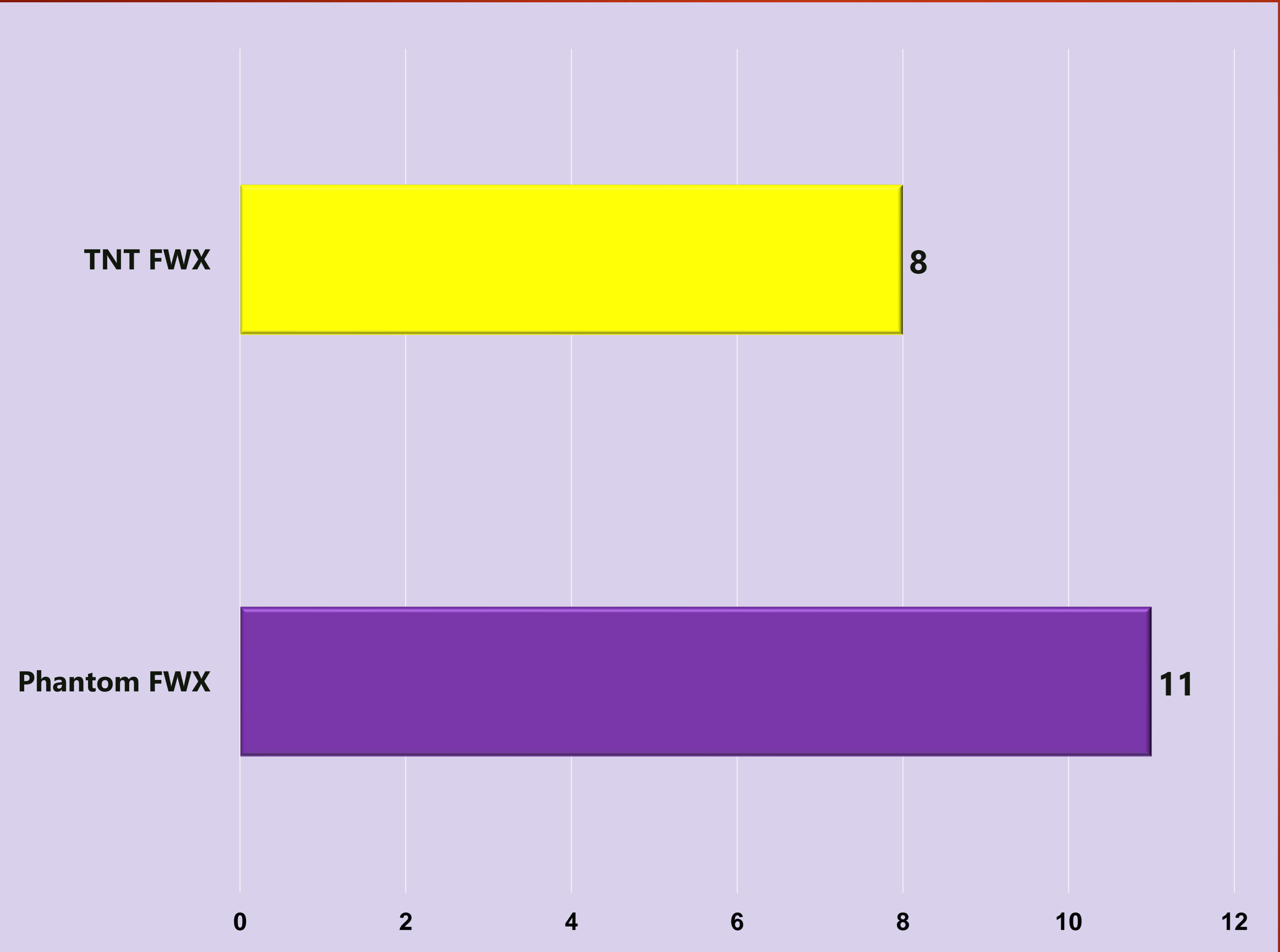

No Cases for this Month

INVESTIGATION COUNT PER MONTH





Safe & Sane Fireworks Booths Applications 2022



Total # Fireworks Booths Applications Submitted

19



NORTH CENTRAL FIRE PROTECTION DISTRICT

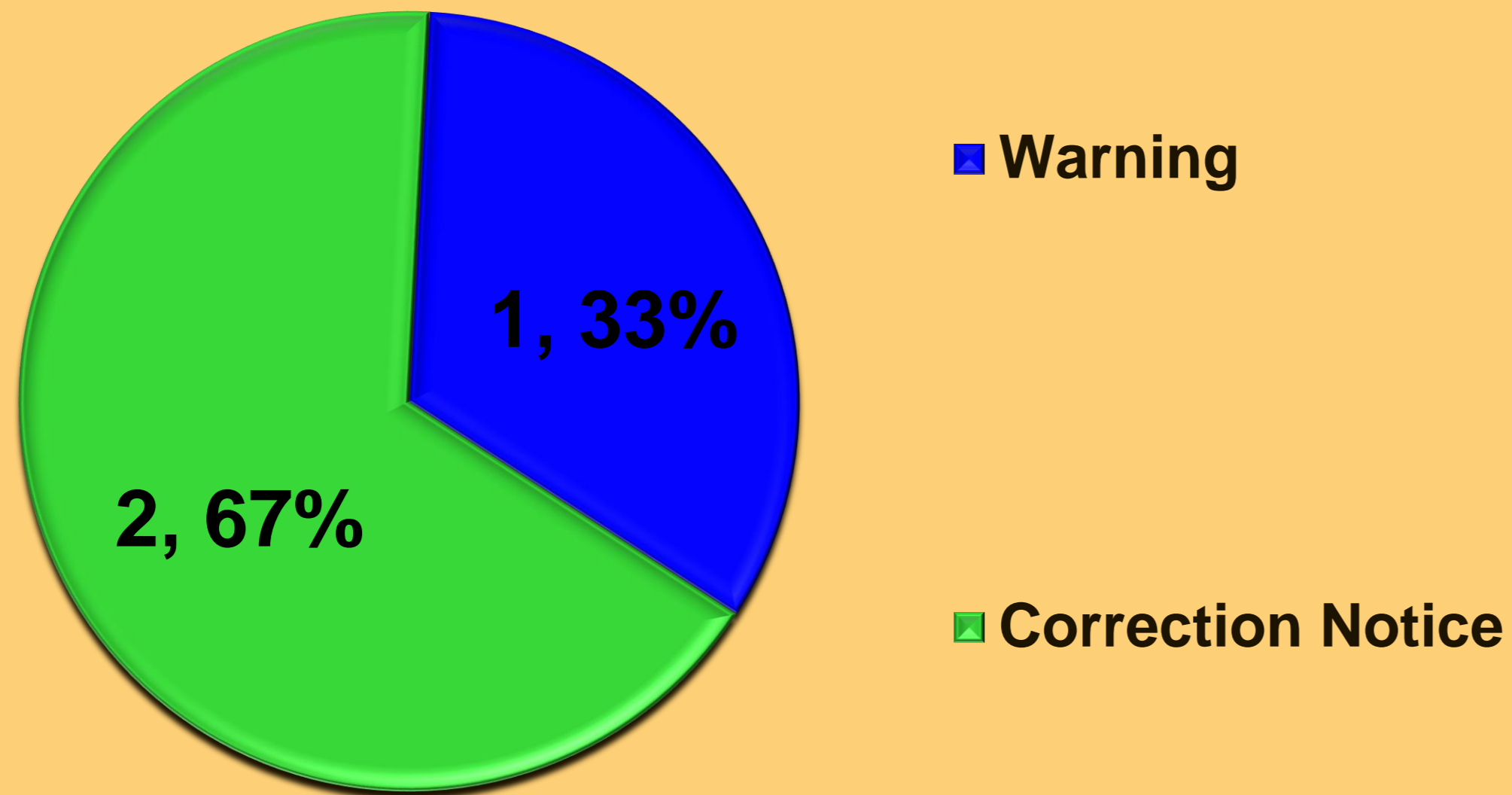
Fire Chief: Timothy V. Henry, CFO, EFO

Safe & Sane Fireworks Booths (2022)							
Organization	Contact Name	Contact No.	FWX	Booth Locations	Cross Streets	Storage Locations	First In Engine
Sikh Association	Deep Sing	559/647-4700	Phantom	TBD	TBD	TBD	TBD
Kerman Sikh Youth Associations	Deep Sing	559/647-4700	Phantom	TBD	TBD	TBD	TBD
Family Vine Church	Art Guzman	559/917-7943	Phantom	TBD	TBD	TBD	TBD
Kerman Quarterback Club	Phil Suson	559/567-5722	Phantom	TBD	TBD	TBD	TBD
Apostolic Assembly Pinedale	Augutin Hoyer III	559/355-2993	Phantom	TBD	TBD	TBD	TBD
Childs Hand Foundation	Alex Camp	559/717-8549	Phantom	TBD	TBD	TBD	TBD
Triple X Fraternity	Robert Kandarian	559/903-1242	Phantom	TBD	TBD	TBD	TBD
Aquarius Aquarium Institute	Tom Lang	559/490-3474	Phantom	TBD	TBD	TBD	TBD
Kerman Athletics Corporation	Michael Taylor	559/977-2697	TNT	TBD	TBD	TBD	TBD
Grizz Basketball Club	Shalondra Williams	559/779-7767	TNT	TBD	TBD	TBD	TBD
E Campus Vitus	Earl Hagans	559/906-3165	TNT	TBD	TBD	TBD	TBD
Landmark Pentecostal Church of God	Ray Yniguez	559/970-4911	TNT	TBD	TBD	TBD	TBD
American Legion Westland Post 355	Carlos Gonzalez	559/536-8861	TNT	TBD	TBD	TBD	TBD
New Day Worship Center	Antoinette Gonzalez	559/281-4417	TNT	TBD	TBD	TBD	TBD
Cornelia Ave Baptist Church	Cherie Smith	559/977-3770	TNT	TBD	TBD	TBD	TBD
Prestige Scouts	Gabriel Ache	559/312-4828	TNT	TBD	TBD	TBD	TBD
Breakthrough Church of Kerman, INC.	Javier Garza	559/513-1582	TNT	TBD	TBD	TBD	TBD
Cornelia Ave Southern Baptist Church	Rafael Ramos	559/473-3121	TNT	TBD	TBD	TBD	TBD
TOTAL: Fireworks Booths							19

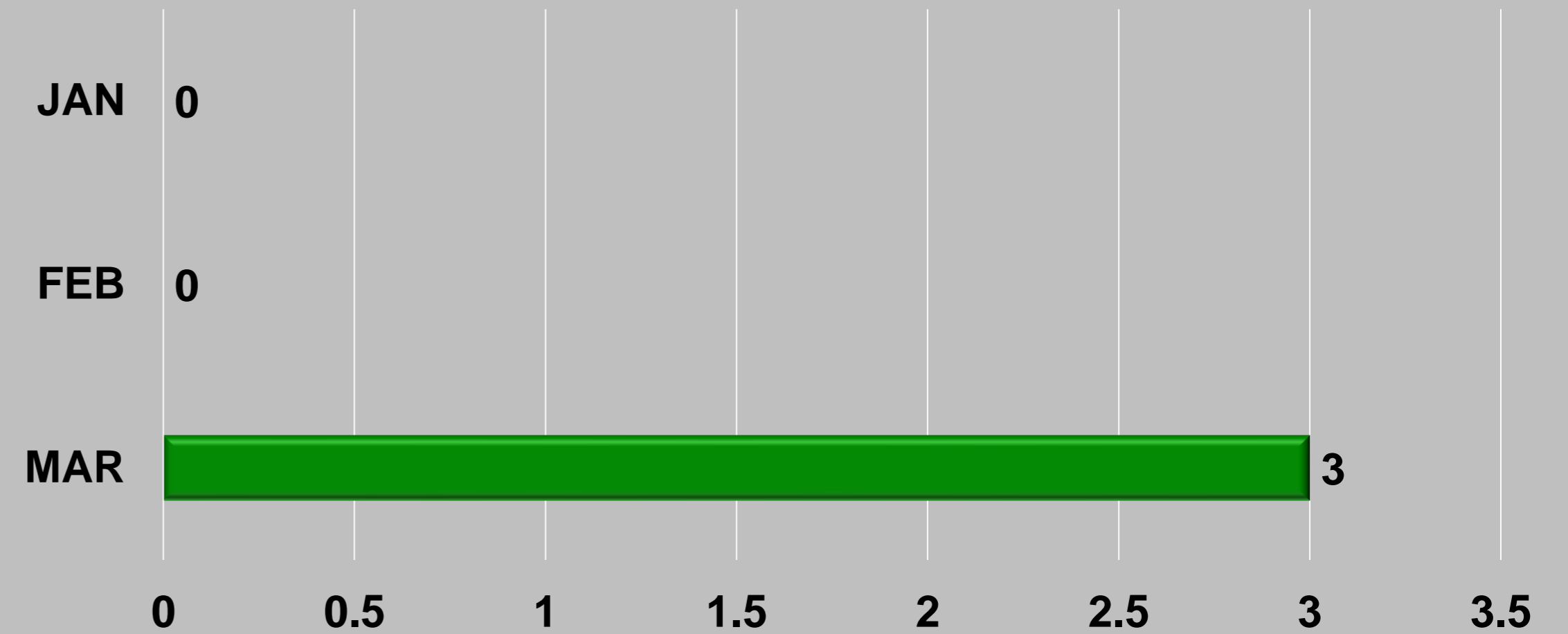


Code Enforcement Statistics for March 2022

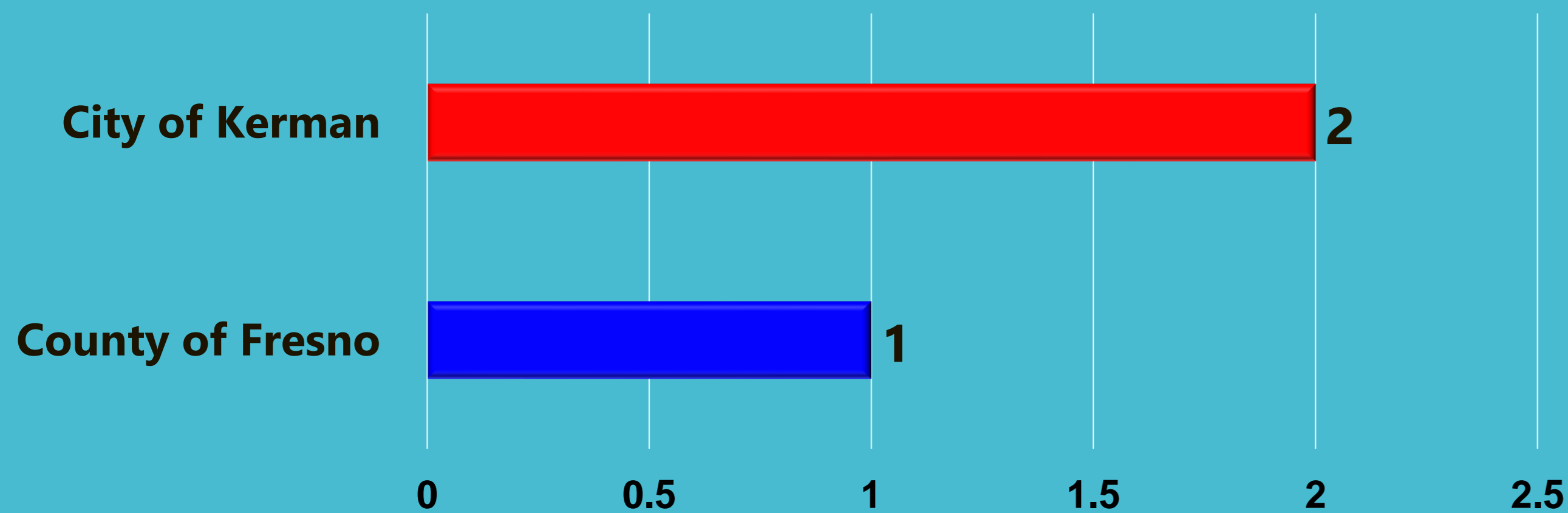
ENFORCEMENT ACTION BY TYPE



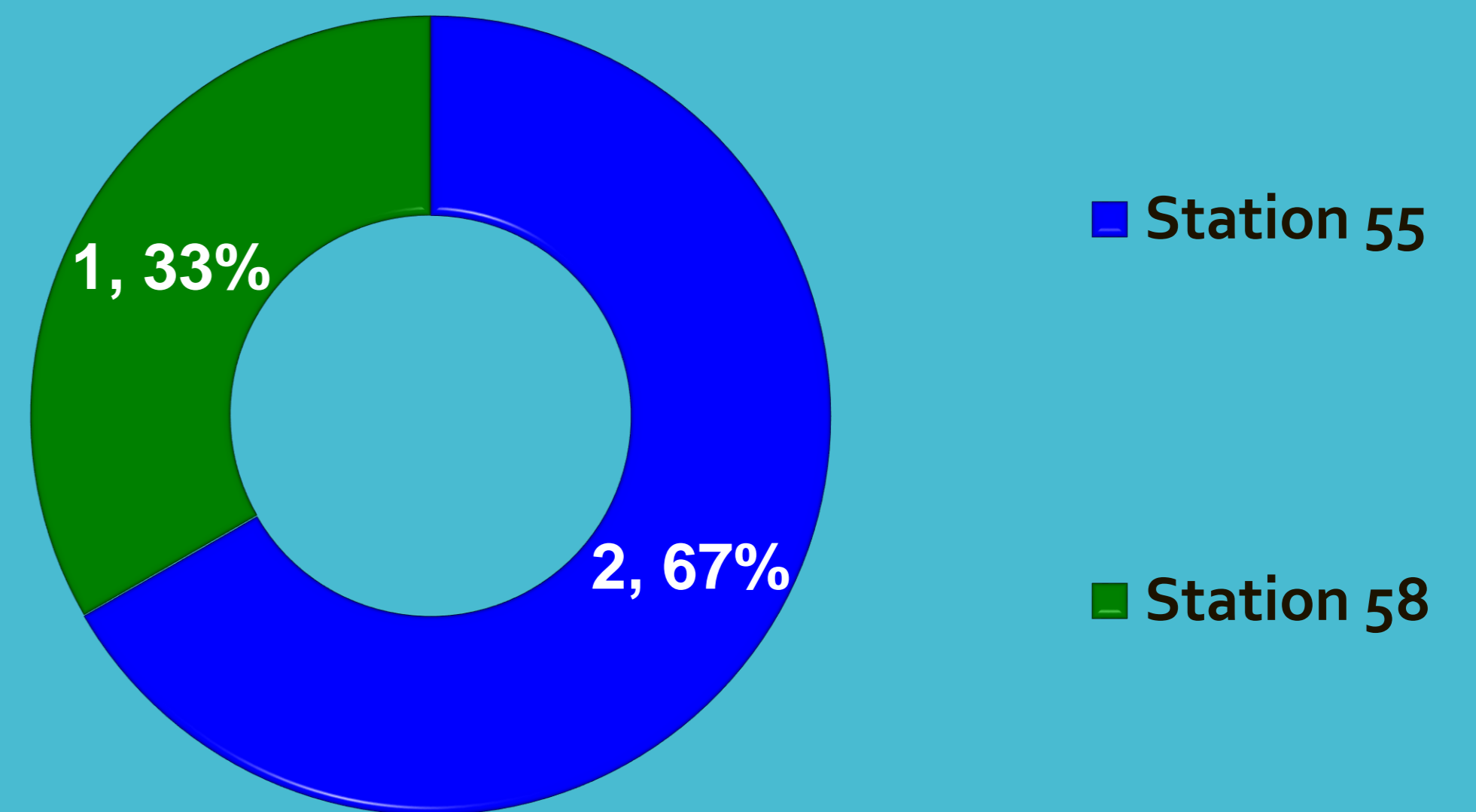
CODE ENFORCEMENT COUNT PER MONTH 2022 YR



Code Enforcement / Support by Area



% OF CODE ENFORCEMENT BY 1ST IN STATION





NORTH CENTRAL FIRE PROTECTION DISTRICT

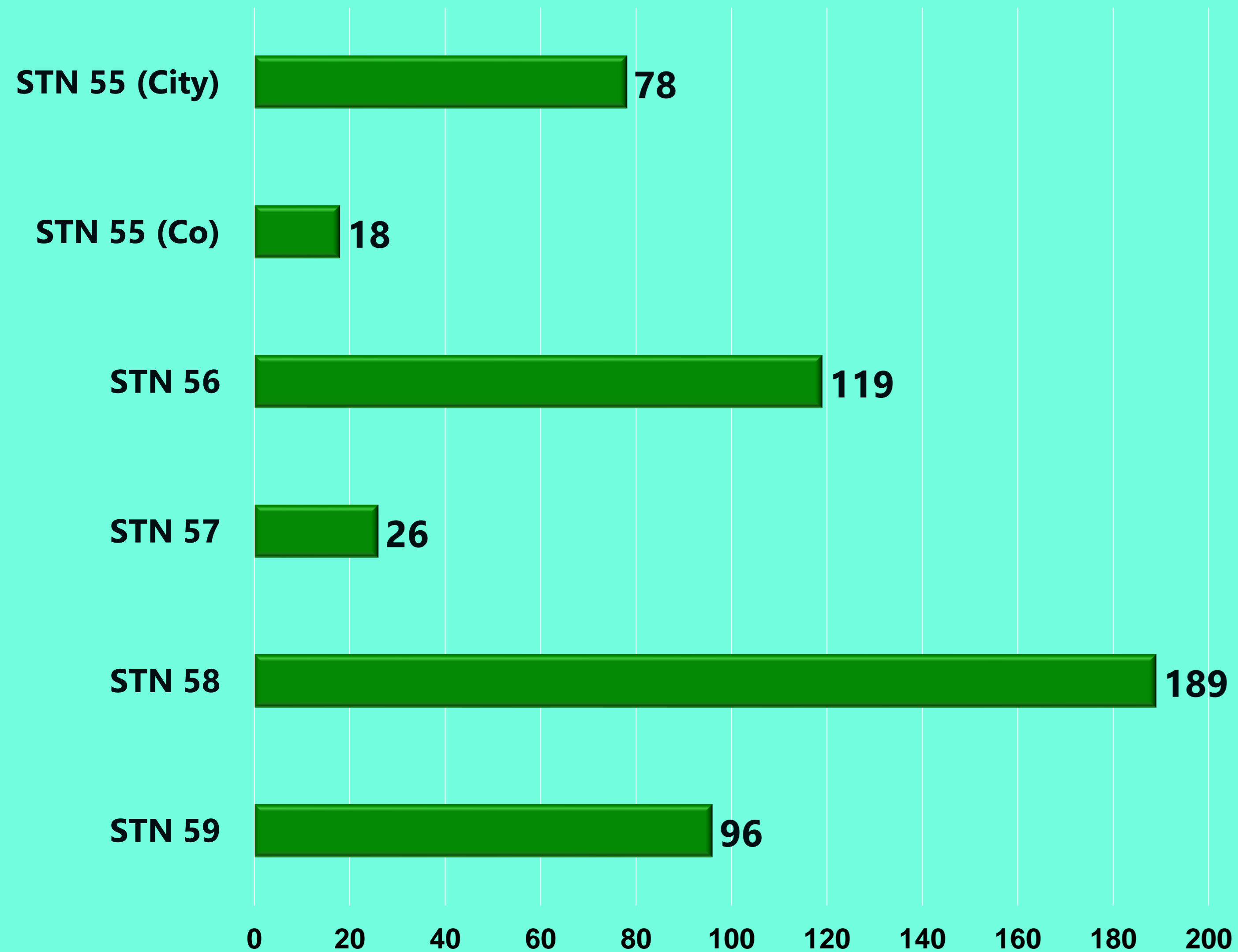
Fire Chief: Timothy V. Henry, CFO, EFO

Code Enforcement:				
ACTION TAKEN	NAME OF BUSINESS	LOCATION	ISSUE / OFFENSE	NOTES
Warning	Sun Empire Elementary School	2649 N Modoc Ave. Kerman	Illegal Snap Caps	Child Discharged Illegal Snap Caps on Campus. (Assisted Kerman PD)
Correction Notice	N/A	1261 W Brawley Ave. Fresno	Illegal Burning Trash	Homeless male burning trash next to RV
Correction Notice	Apartments	15063 w San Joaquin Ave. Kerman	Illegal Burning Trash	Homeless burning trash, Fire Hazard. (Joint Action w/ Kerman PD, Code Enforcement & Building Depts)
TOTAL: Code Enforcement				03



Weed Abatement Parcels for 2022 Season

WEED ABATEMENT PARCELS TO INSPECT PER STATION

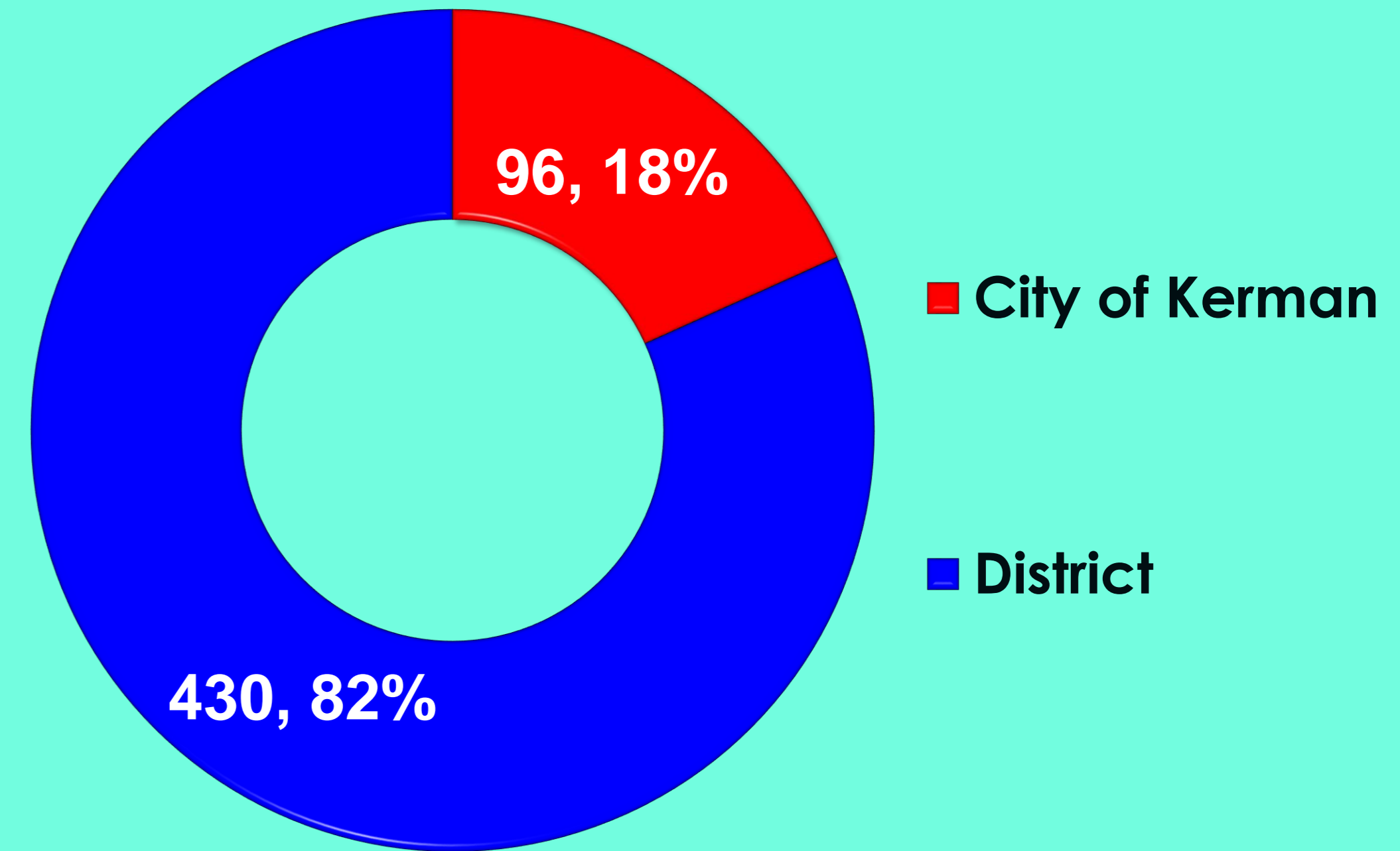


Total # of Parcels to Inspect

526

May
01st - 14th

LOCATIONS OF PARCELS



Fire Prevention Division

Statistics for March 2022

- Plans Submitted & Review
- New Construction Inspections
- Annual & Bi-Annual Inspections
- Initial Study Applications



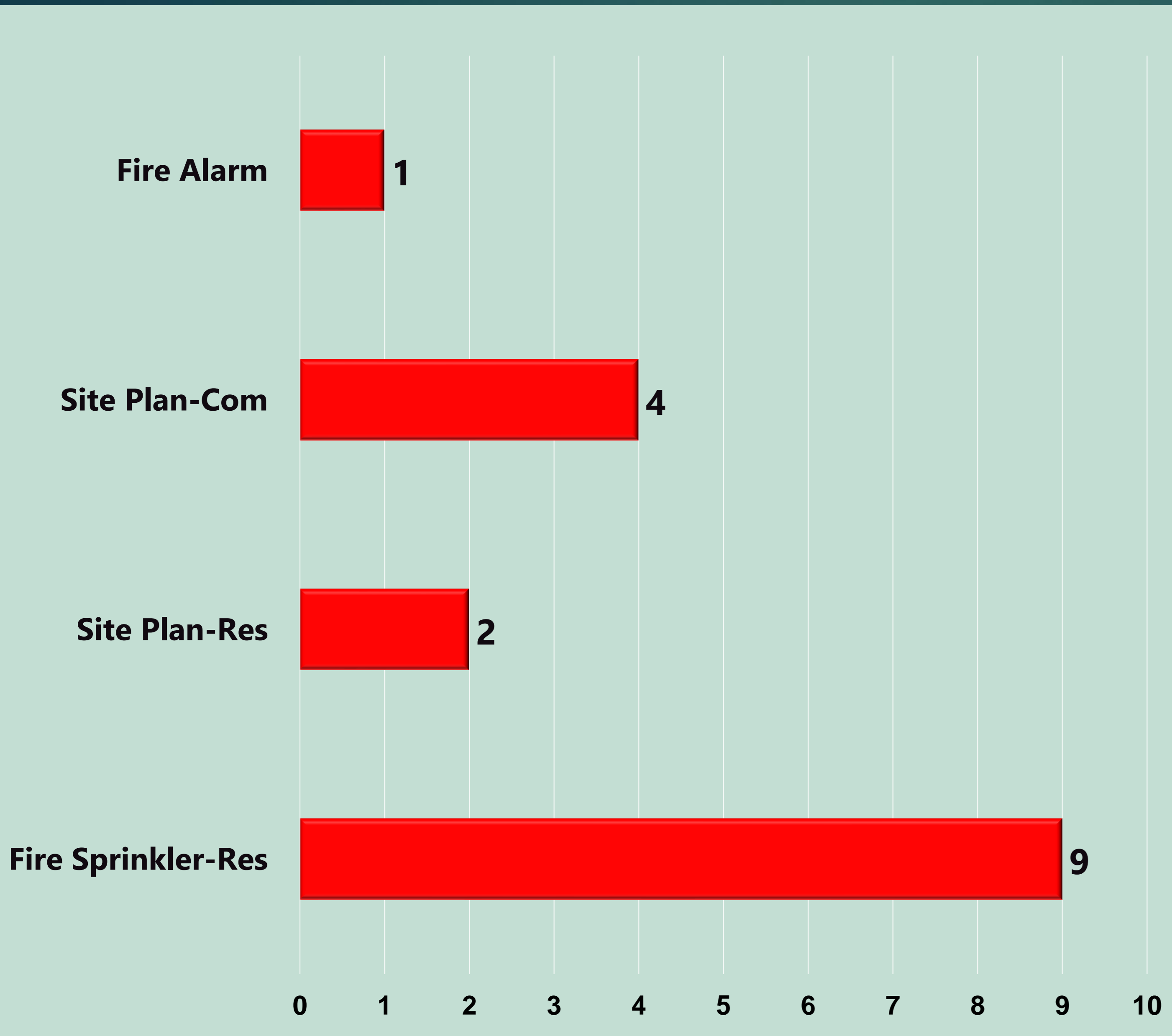


Plan Submitted for Review Statistics for March 2022

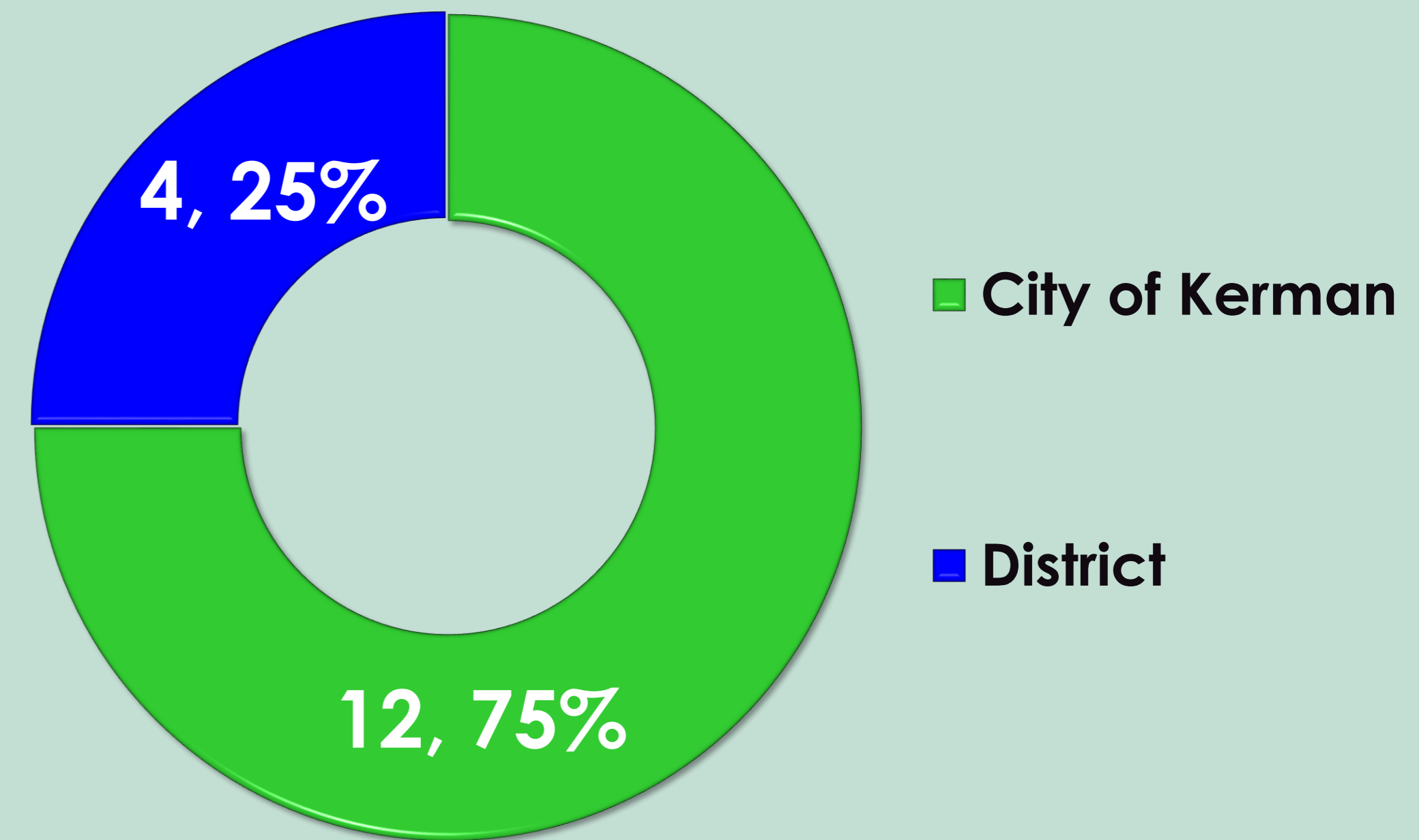


Total # of Plans Submitted for Review

16



LOCATIONS OF PROJECTS (PLANS)





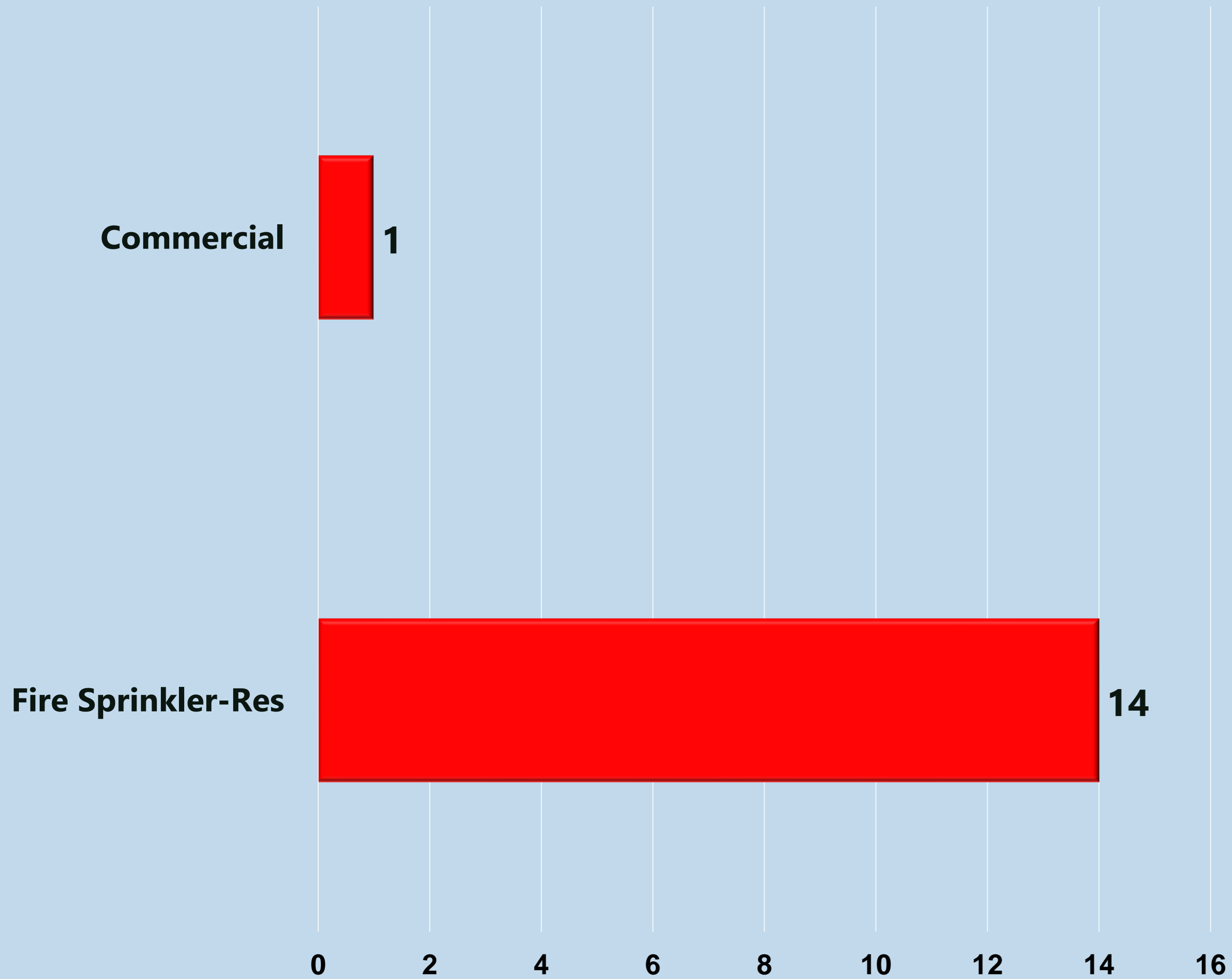
Plan Reviewed By Statistics for March 2022



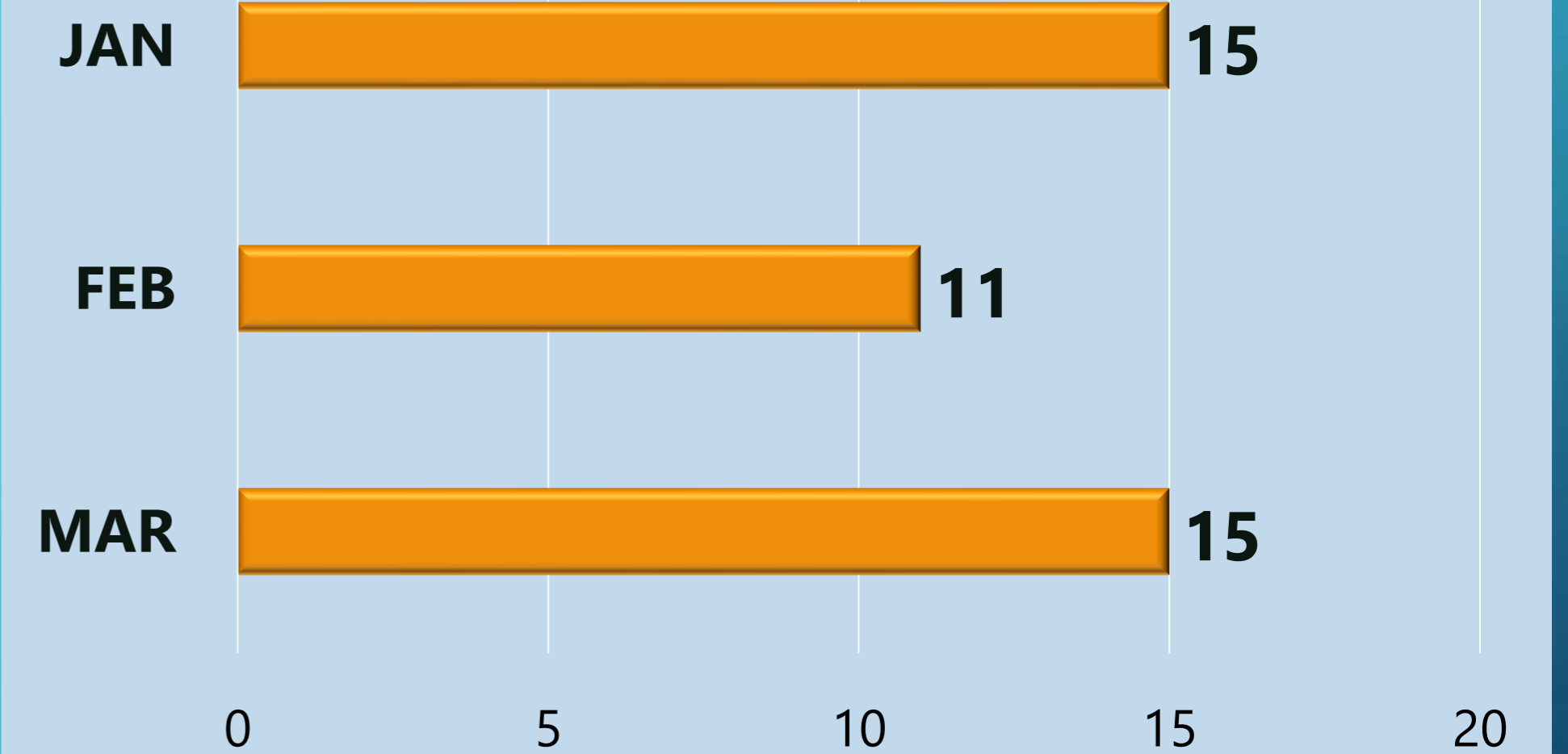


New Construction Inspections for March 2022

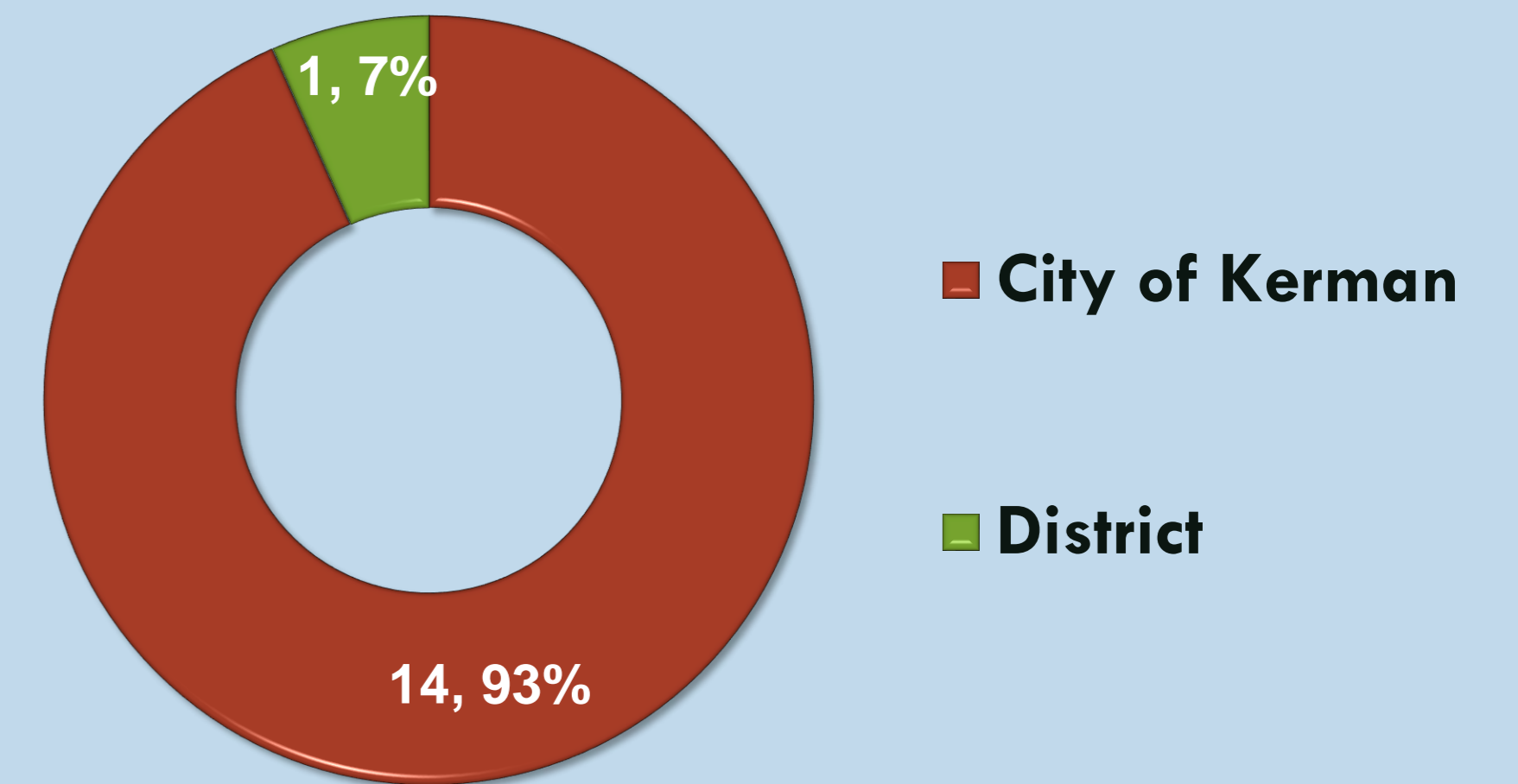
NEW CONSTRUCTION INSPECTIONS BY TYPE



NEW CONSTRUCTION INSPECTIONS COMPLETED PER MONTH



NEW CONSTRUCTION INSPECTIONS LOCATIONS





NORTH CENTRAL FIRE PROTECTION DISTRICT

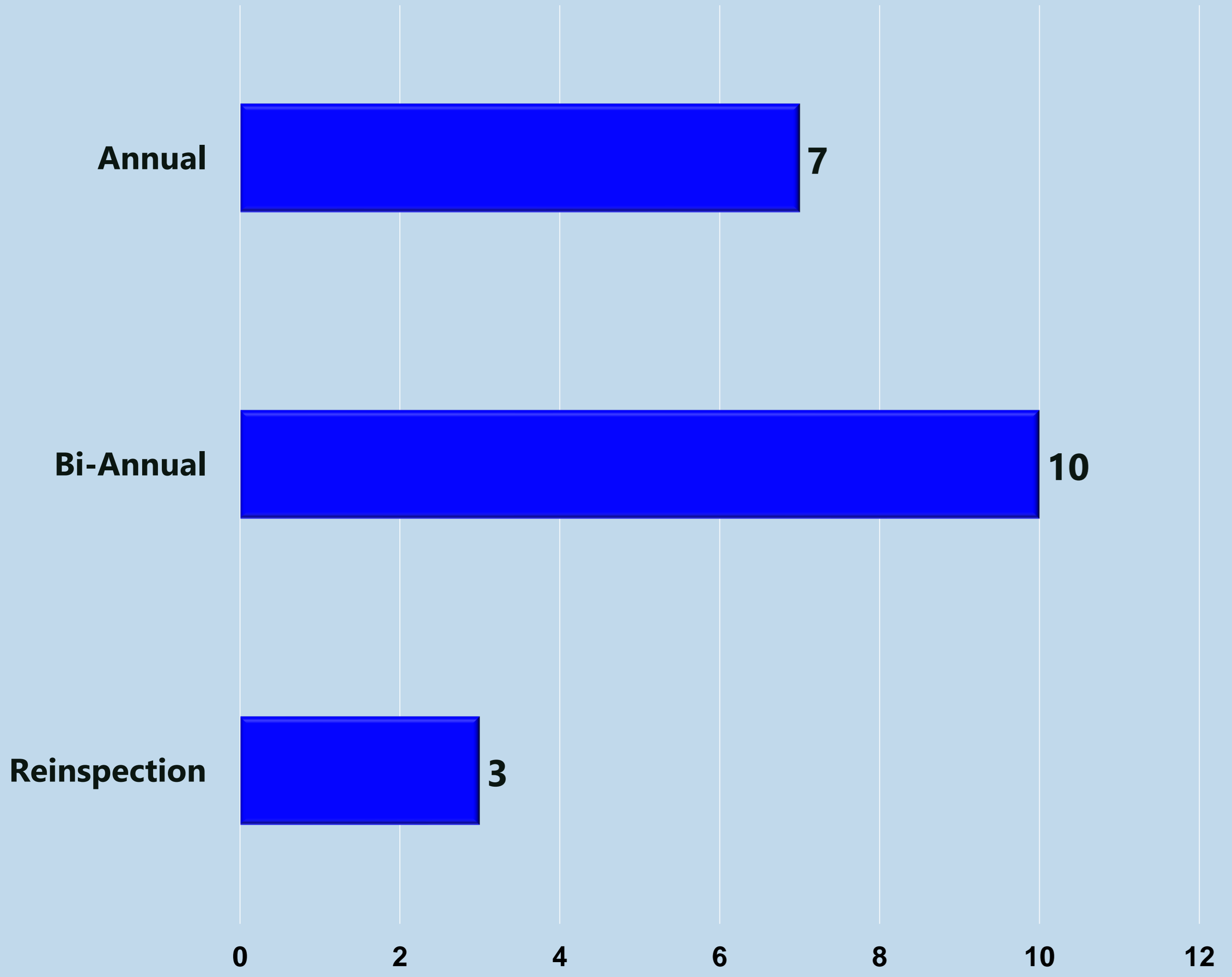
Fire Chief: Timothy V. Henry, CFO, EFO

Inspections (New Construction)						
NAME OF BUSINESS	ADDRESS	INSPECTOR	RESULT	OCCUPANCY TYPE	SQUARE FOOTAGE	NOTES
Inspection Type: Fire Sprinkler Systems (NFPA13D)- Residential						
Villa Sorano Crown Homes	15792 W Crimson Ave Kerman	Mavrikis, George	Pending (CNST INSP)	R -Residence Fire Sprinklered NFPA13D)	1613	Single Family Residence
Villa Sorano Crown Homes	15806 W Crimson Ave Kerman	Mavrikis, George	Pending (CNST INSP)	R -Residence Fire Sprinklered NFPA13D)	1777	Single Family Residence
Villa Sorano Crown Homes	95 N Walnut Ave Kerman	Mavrikis, George	Pending (CNST INSP)	R -Residence Fire Sprinklered NFPA13D)	1677	Single Family Residence
Villa Sorano Crown Homes	105 N Walnut Ave Kerman	Mavrikis, George	Pending (CNST INSP)	R -Residence Fire Sprinklered NFPA13D)	1300	Single Family Residence
Villa Sorano Crown Homes	133 N Walnut Ave Kerman	Mavrikis, George	Pending (CNST INSP)	R -Residence Fire Sprinklered NFPA13D)	1677	Single Family Residence
Villa Sorano Crown Homes	123 N Walnut Ave Kerman	Mavrikis, George	Pending (CNST INSP)	R -Residence Fire Sprinklered NFPA13D)	1567	Single Family Residence
Villa Sorano Crown Homes	113 N Walnut Ave Kerman	Mavrikis, George	Pending (CNST INSP)	R -Residence Fire Sprinklered NFPA13D)	1677	Single Family Residence
Villa Sorano Crown Homes	143 N Walnut Ave Kerman	Mavrikis, George	Pending (CNST INSP)	R -Residence Fire Sprinklered NFPA13D)	1677	Single Family Residence
Villa Sorano Crown Homes	153 N Walnut Ave Kerman	Mavrikis, George	Pending (CNST INSP)	R -Residence Fire Sprinklered NFPA13D)	1677	Single Family Residence
Villa Sorano Crown Homes	165 N Walnut Ave Kerman	Mavrikis, George	Pending (CNST INSP)	R -Residence Fire Sprinklered NFPA13D)	1677	Single Family Residence
Villa Sorano Crown Homes	175 N Walnut Ave Kerman	Mavrikis, George	Pending (CNST INSP)	R -Residence Fire Sprinklered NFPA13D)	1677	Single Family Residence
Villa Sorano Crown Homes	185 N Walnut Ave Kerman	Mavrikis, George	Pending (CNST INSP)	R -Residence Fire Sprinklered NFPA13D)	1677	Single Family Residence
Crossings II Century Communities	14345 W San Joaquin Ave. Kerman	Mavrikis, George	Pending (CNST INSP)	R -Residence Fire Sprinklered NFPA13D)	1677	Single Family Residence
Crossings II Century Communities	14343 W San Joaquin Ave. Kerman	Mavrikis, George	Pending (CNST INSP)	R -Residence Fire Sprinklered NFPA13D)	1677	Single Family Residence
Total # Inspections for FS (13D)- Residential:						14
Inspection Type: New Construction (Residential)						
Biola Wastewater Treatment Plant	4499 N Howard Ave. Biola	Mavrikis, George	Final (CNST INSP)	F Occupancies (Fabricating)	000	Solar Farm – Project Final
Total # Inspections for New Construction (Residential):						01
TOTAL New Construction Inspections:						15

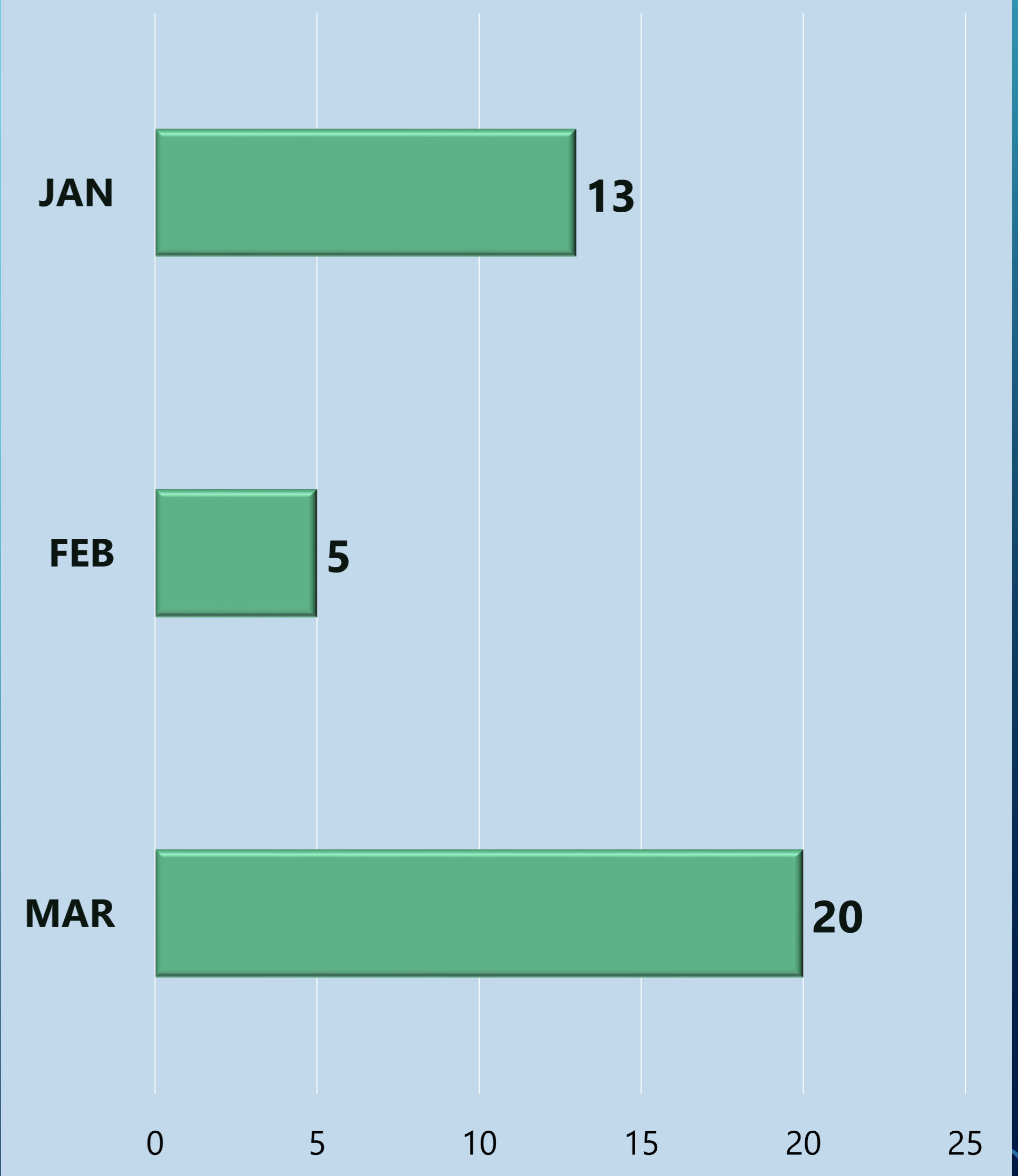


Annual & Bi-Annual Inspections for March 2022

ANNUAL & BI-ANNUAL INSPECTIONS BY CATEGORY



ANNUAL & BI-ANNUAL INSPECTIONS COMPLETED PER MONTH






Initial Study Applications for March 2022


APPLICATIONS BY TYPE

Conditional Use Permit (CUP)



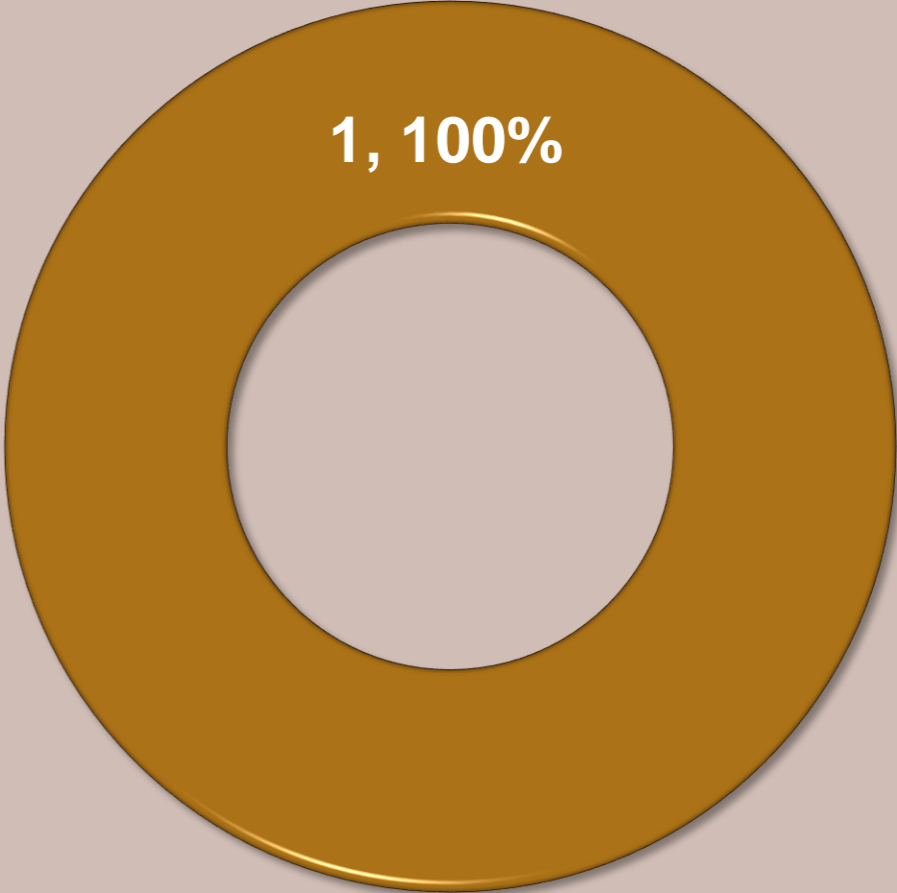
0 0.2 0.4 0.6 0.8 1 1.2

INITIAL STUDY APPLICATIONS PER MONTH



0 0.2 0.4 0.6 0.8 1 1.2

INITIAL STUDY APPLICATION BY LOCATIONS



- City of Kerman
- District



Fire Chief: Timothy V. Henry, CFO, EFO

Initial Study (Pre-Applications)		
TYPE / APPLICANT	LOCATION	PROPOSED PROJECT
(Conditional Use Permit) Edgardo Campos	14443 W Whitesbridge Ave. Kerman (023-220-03s)	Iron fitness, Inc. (Gym)
TOTAL Initial Studies Review:		01

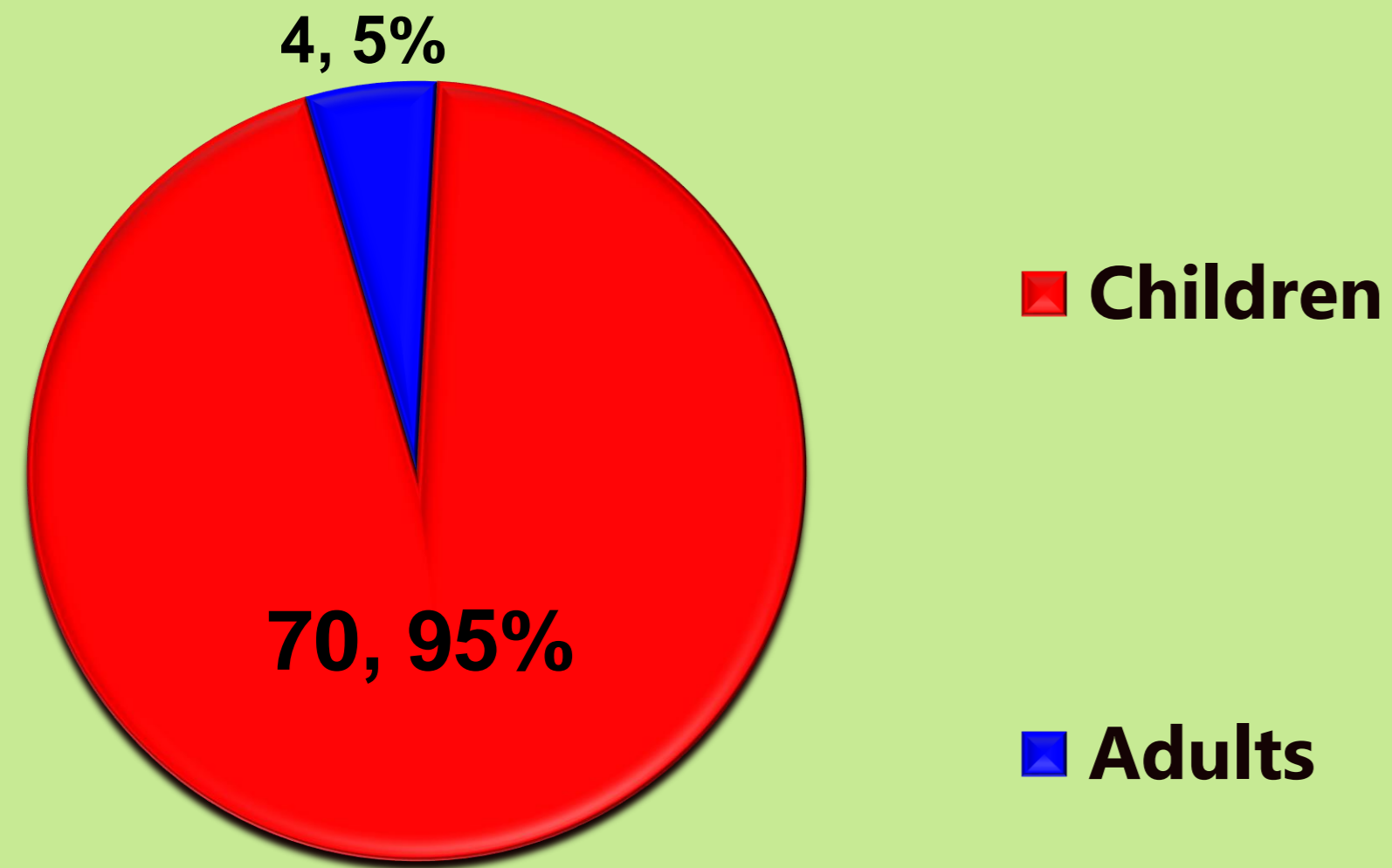
Public Educations Statistics for March 2022



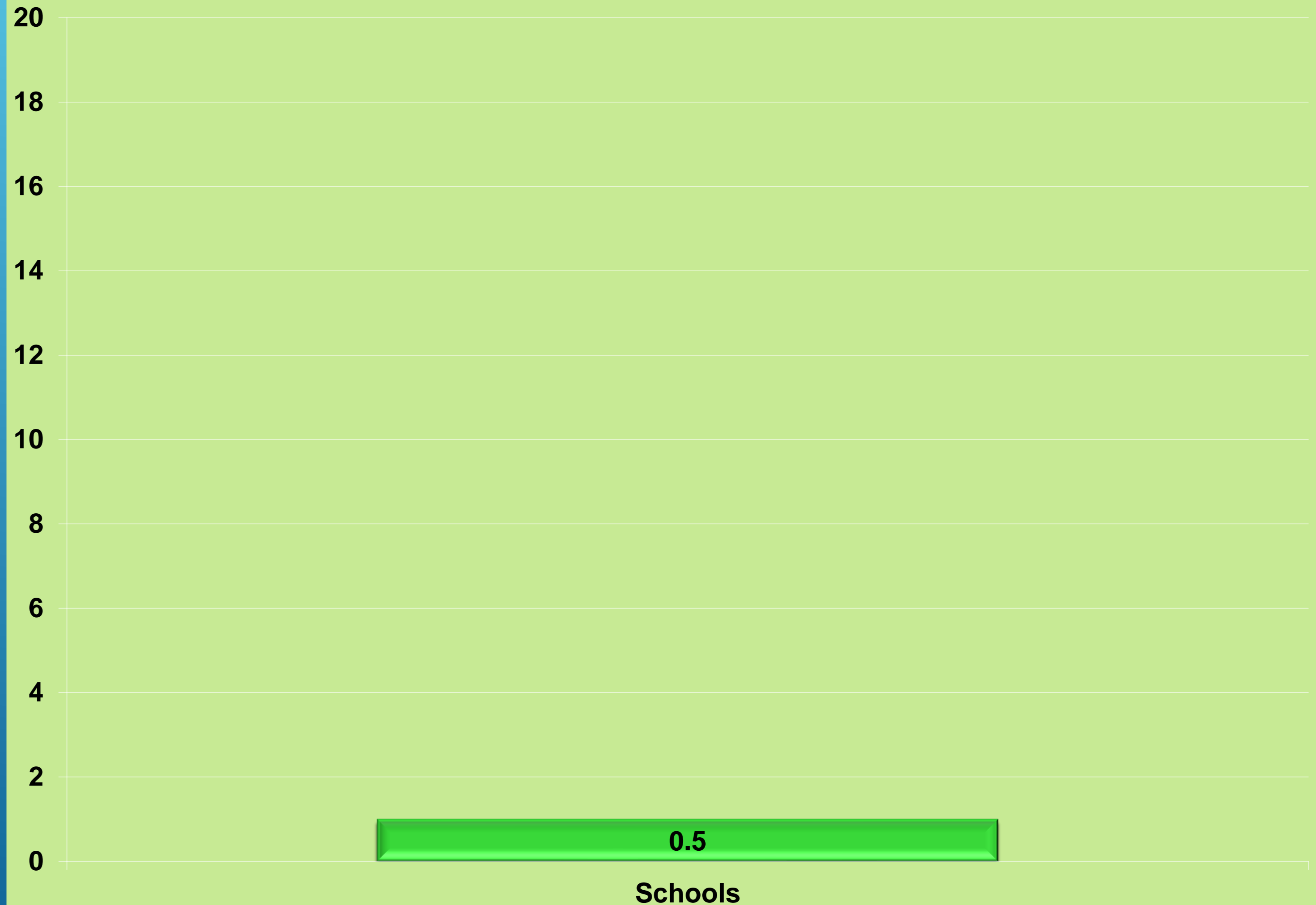


Public Education Statistics for March 2022

Attendance by Age Group



Total Number of Hours Spent in the Community



Public Education Events

- Sun Empire Elementary School (4th Grade Career Day)