

# April 2022

**Total Calls**  
**366**

**Fire/Other**  
**38%**

**35** Fire Call Types

**105** Other Types

**EMS/Rescue**  
**62%**

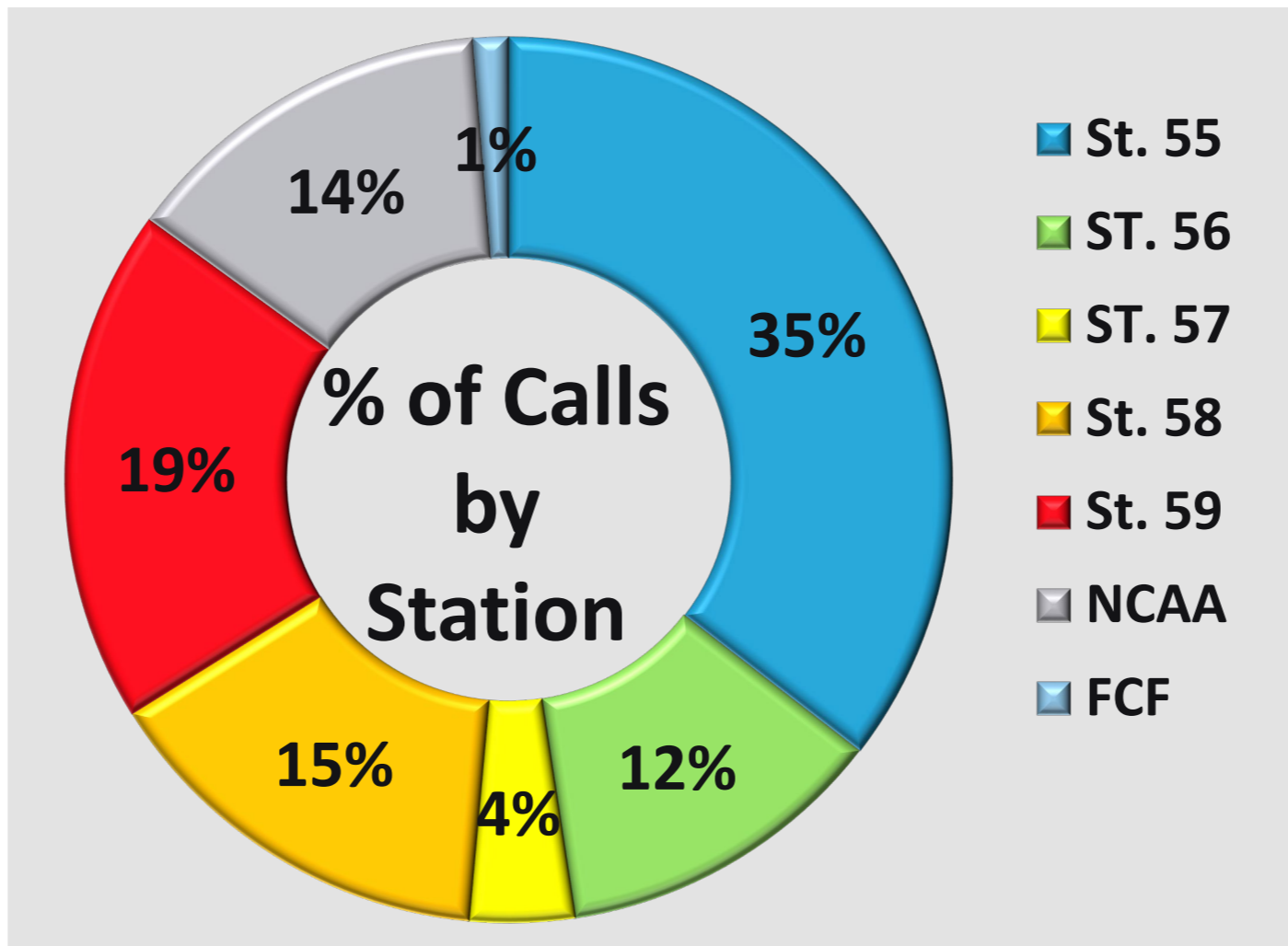
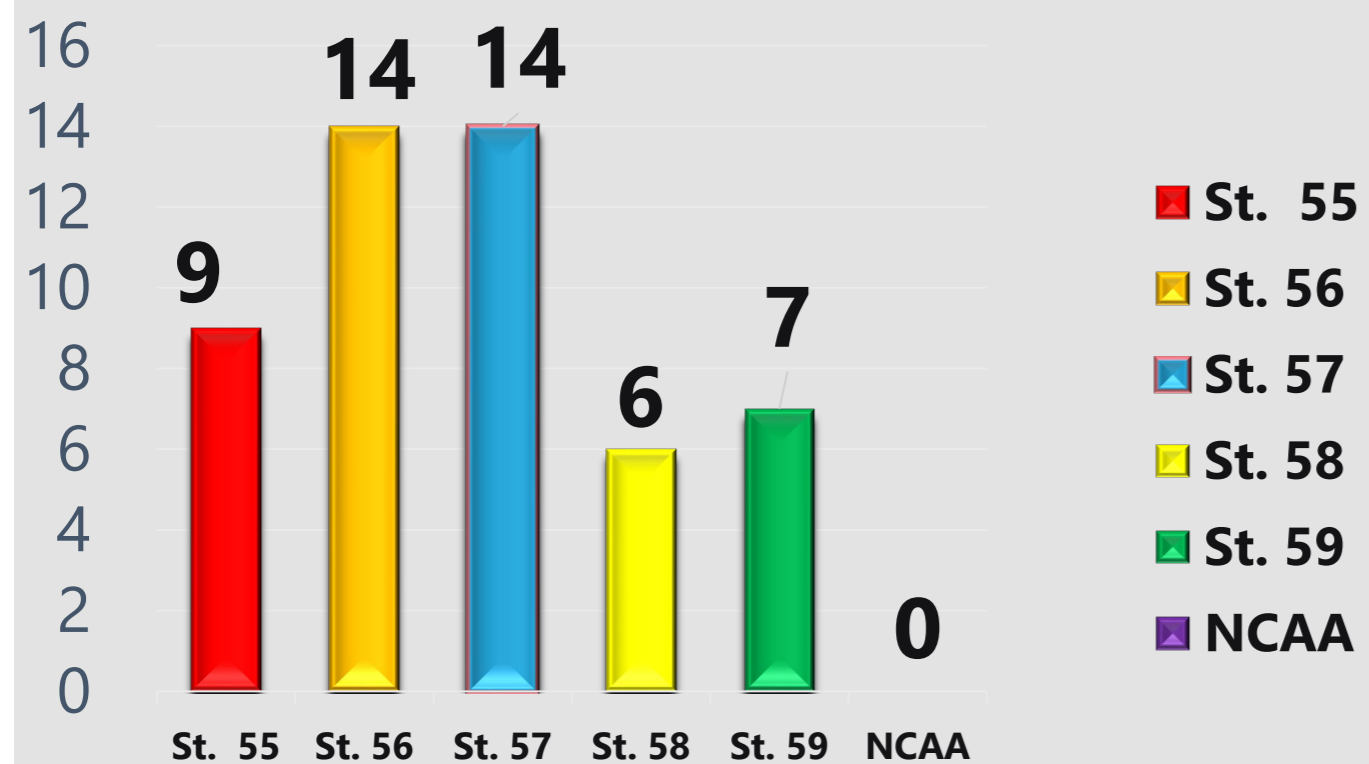
**226** EMS/Rescue Call Types

## Average Response Time Fires

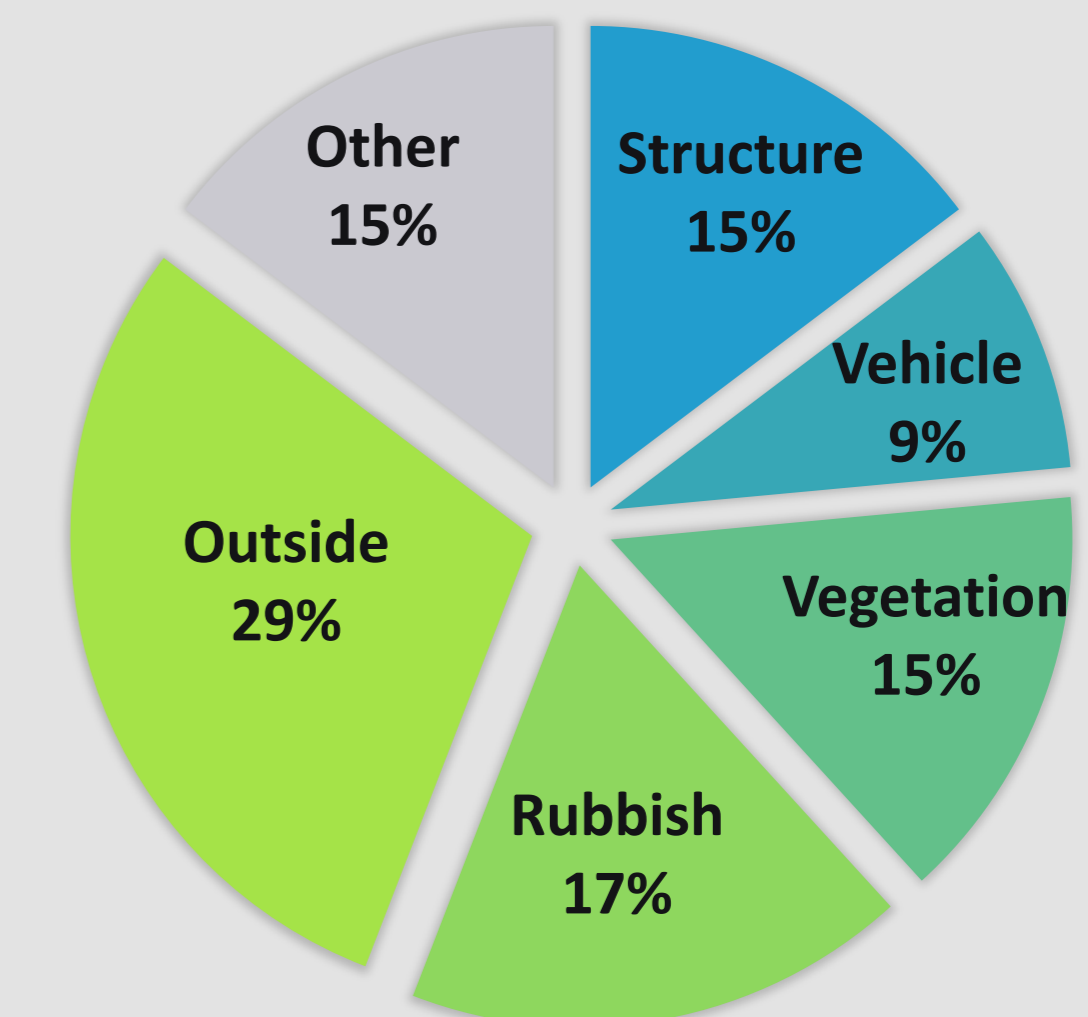


**TOTAL FIRE LOSS**  
**\$808,350.00**

## Overlapping call % by Station (Q2)



## FIRES BY TYPE



# North Central Fire Protection District

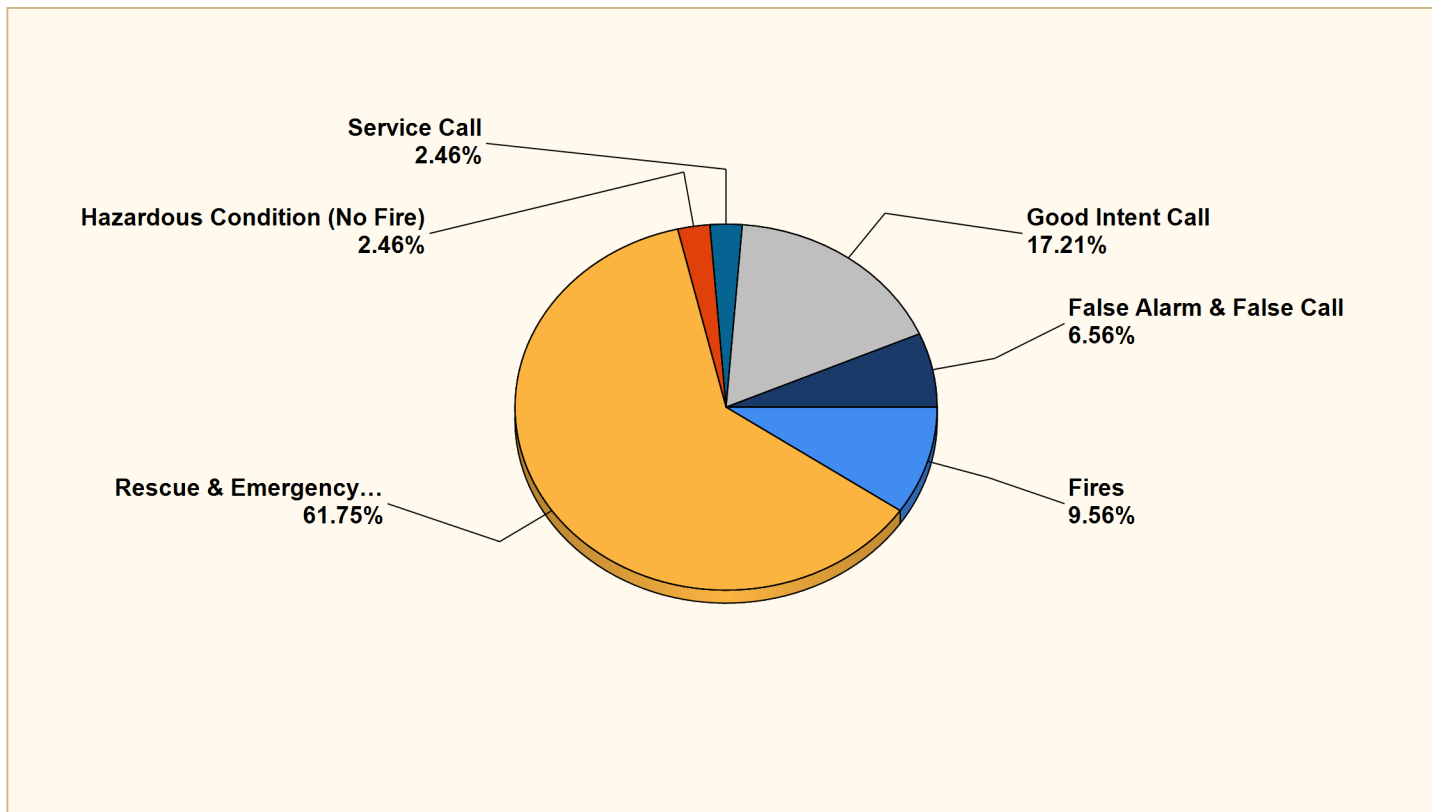
Kerman, CA

This report was generated on 5/5/2022 11:17:13 AM



## Breakdown by Major Incident Types for Date Range

Zone(s): All Zones | Start Date: 04/01/2022 | End Date: 04/30/2022



MAJOR INCIDENT TYPE	# INCIDENTS	% of TOTAL
Fires	35	9.56%
Rescue & Emergency Medical Service	226	61.75%
Hazardous Condition (No Fire)	9	2.46%
Service Call	9	2.46%
Good Intent Call	63	17.21%
False Alarm & False Call	24	6.56%
<b>TOTAL</b>	<b>366</b>	<b>100%</b>

Only REVIEWED and/or LOCKED IMPORTED incidents are included. Summary results for a major incident type are not displayed if the count is zero.



### Detailed Breakdown by Incident Type

INCIDENT TYPE	# INCIDENTS	% of TOTAL
100 - Fire, other	2	0.55%
111 - Building fire	2	0.55%
113 - Cooking fire, confined to container	1	0.27%
118 - Trash or rubbish fire, contained	1	0.27%
131 - Passenger vehicle fire	9	2.46%
140 - Natural vegetation fire, other	8	2.19%
160 - Special outside fire, other	10	2.73%
161 - Outside storage fire	1	0.27%
162 - Outside equipment fire	1	0.27%
311 - Medical assist, assist EMS crew	50	13.66%
320 - Emergency medical service, other	2	0.55%
321 - EMS call, excluding vehicle accident with injury	152	41.53%
322 - Motor vehicle accident with injuries	17	4.64%
323 - Motor vehicle/pedestrian accident (MV Ped)	1	0.27%
324 - Motor vehicle accident with no injuries.	3	0.82%
352 - Extrication of victim(s) from vehicle	1	0.27%
412 - Gas leak (natural gas or LPG)	5	1.37%
444 - Power line down	3	0.82%
460 - Accident, potential accident, other	1	0.27%
500 - Service Call, other	1	0.27%
550 - Public service assistance, other	3	0.82%
553 - Public service	1	0.27%
561 - Unauthorized burning	3	0.82%
571 - Cover assignment, standby, moveup	1	0.27%
600 - Good intent call, other	1	0.27%
611 - Dispatched & cancelled en route	49	13.39%
621 - Wrong location	1	0.27%
622 - No incident found on arrival at dispatch address	3	0.82%
631 - Authorized controlled burning	1	0.27%
650 - Steam, other gas mistaken for smoke, other	1	0.27%
651 - Smoke scare, odor of smoke	7	1.91%
700 - False alarm or false call, other	3	0.82%
711 - Municipal alarm system, malicious false alarm	1	0.27%
730 - System malfunction, other	1	0.27%
733 - Smoke detector activation due to malfunction	1	0.27%
735 - Alarm system sounded due to malfunction	2	0.55%
736 - CO detector activation due to malfunction	1	0.27%
740 - Unintentional transmission of alarm, other	1	0.27%
741 - Sprinkler activation, no fire - unintentional	1	0.27%
743 - Smoke detector activation, no fire - unintentional	3	0.82%
744 - Detector activation, no fire - unintentional	1	0.27%
745 - Alarm system activation, no fire - unintentional	8	2.19%
746 - Carbon monoxide detector activation, no CO	1	0.27%
<b>TOTAL INCIDENTS:</b>	<b>366</b>	<b>100%</b>

Only REVIEWED and/or LOCKED IMPORTED incidents are included. Summary results for a major incident type are not displayed if the count is zero.



# North Central Fire Protection District

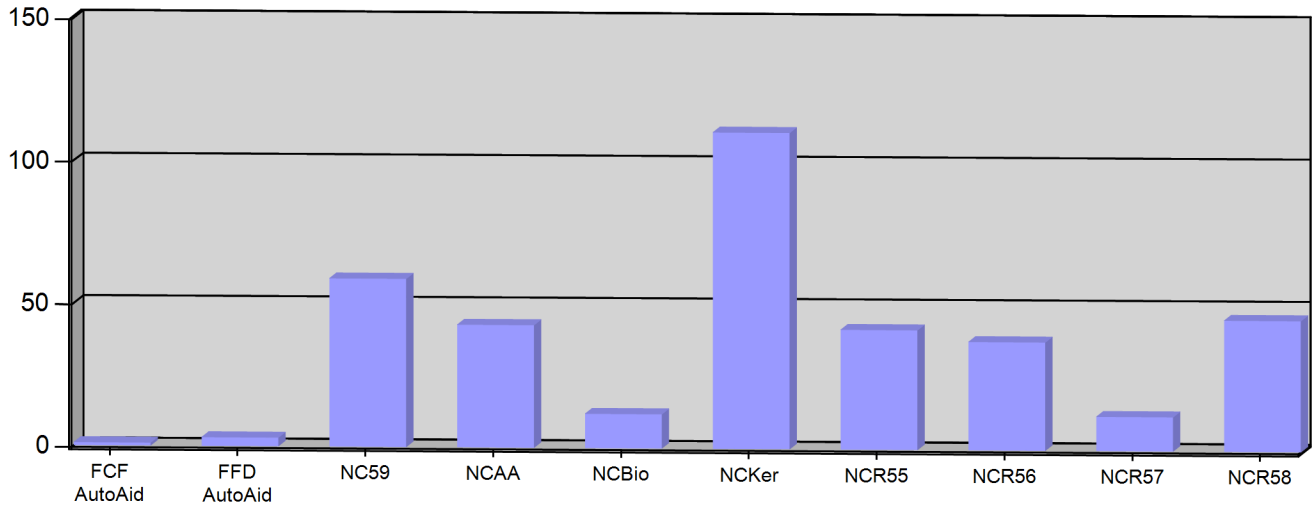
Kerman, CA

This report was generated on 5/5/2022 11:17:56 AM



## Incident Count per Zone for Date Range

Start Date: 04/01/2022 | End Date: 04/30/2022



ZONE	# INCIDENTS
FCF AutoAid - Fresno County AutoAid	1
FFD AutoAid - Fresno City Auto/Mutal Aid	3
NC59 - North Central Metro Service Area	59
NCAA - North Central Auto Aide Area	43
NCBio - North Central Biola	12
NCKer - North Central Kerman	111
NCR55 - North Central Rural, Station 55 Service Area	42
NCR56 - North Central Rural, Station 56 Service Area	38
NCR57 - North Central Rural, Station 57 Service Area	12
NCR58 - North Central Rural, Station 58 Service Area	46
<b>TOTAL:</b>	<b>367</b>

Zone information is defined on the Basic Info 3 screen of an incident. Only REVIEWED incidents included. Archived Zones cannot be unarchived.



emergencyreporting.com

Doc Id: 270

Page # 1 of 1

# North Central Fire Protection District

Kerman, CA

This report was generated on 5/5/2022 11:18:24 AM



## Count of Incidents by Incident Type for Incident Status for Date Range

Incident Status(s): All Incident Statuses | Sort By: IncidentType | Start Date: 04/01/2022 | End Date: 04/30/2022

INCIDENT TYPE	# INCIDENTS
100 - Fire, other	2
111 - Building fire	2
113 - Cooking fire, confined to container	1
118 - Trash or rubbish fire, contained	1
131 - Passenger vehicle fire	9
140 - Natural vegetation fire, other	8
160 - Special outside fire, other	10
161 - Outside storage fire	1
162 - Outside equipment fire	1
311 - Medical assist, assist EMS crew	50
320 - Emergency medical service, other	2
321 - EMS call, excluding vehicle accident with injury	152
322 - Motor vehicle accident with injuries	17
323 - Motor vehicle/pedestrian accident (MV Ped)	1
324 - Motor vehicle accident with no injuries.	3
352 - Extrication of victim(s) from vehicle	1
412 - Gas leak (natural gas or LPG)	5
444 - Power line down	3
460 - Accident, potential accident, other	1
500 - Service Call, other	1
550 - Public service assistance, other	3
553 - Public service	1
561 - Unauthorized burning	3
571 - Cover assignment, standby, moveup	1
600 - Good intent call, other	1
611 - Dispatched & cancelled en route	49
621 - Wrong location	1
622 - No incident found on arrival at dispatch address	3
631 - Authorized controlled burning	1
650 - Steam, other gas mistaken for smoke, other	1
651 - Smoke scare, odor of smoke	7
700 - False alarm or false call, other	3
711 - Municipal alarm system, malicious false alarm	1
730 - System malfunction, other	1
733 - Smoke detector activation due to malfunction	1
735 - Alarm system sounded due to malfunction	2
736 - CO detector activation due to malfunction	1
740 - Unintentional transmission of alarm, other	1

This report displays Incidents by Incident type for the selected Incident Status (es) and chosen date range. Nemsis 2 & 3 Incidents Included.



emergencyreporting.com

Doc Id: 1673

Page # 1 of 2

741 - Sprinkler activation, no fire - unintentional	1
743 - Smoke detector activation, no fire - unintentional	3
744 - Detector activation, no fire - unintentional	1
745 - Alarm system activation, no fire - unintentional	8
746 - Carbon monoxide detector activation, no CO	1
<b>Total Incidents</b>	<b>366</b>

This report displays Incidents by Incident type for the selected Incident Status (es) and chosen date range. Nemsis 2 & 3 Incidents Included.



# North Central Fire Protection District

Kerman, CA

This report was generated on 5/5/2022 11:19:09 AM



## Incident Count per Apparatus per Zone for Date Range

Start Date: 04/01/2022 | End Date: 04/30/2022

ZONE	# INCIDENTS
<b>APPARATUS: BC03</b>	
NC59 - North Central Metro Service Area	1
<b>APPARATUS: BC55</b>	
FFD AutoAid - Fresno City Auto/Mutal Aid	2
NC59 - North Central Metro Service Area	1
NCAA - North Central Auto Aide Area	3
NCBio - North Central Biola	2
NCR55 - North Central Rural, Station 55 Service Area	3
NCR56 - North Central Rural, Station 56 Service Area	8
NCR57 - North Central Rural, Station 57 Service Area	2
NCR58 - North Central Rural, Station 58 Service Area	3
<b>APPARATUS: C56</b>	
NCR56 - North Central Rural, Station 56 Service Area	1
<b>APPARATUS: E02</b>	
NC59 - North Central Metro Service Area	15
<b>APPARATUS: E03</b>	
NCAA - North Central Auto Aide Area	1
<b>APPARATUS: E05</b>	
NC59 - North Central Metro Service Area	1
<b>APPARATUS: E09</b>	
NC59 - North Central Metro Service Area	1
NCAA - North Central Auto Aide Area	1
<b>APPARATUS: E11</b>	
NC59 - North Central Metro Service Area	16
<b>APPARATUS: E12</b>	
NC59 - North Central Metro Service Area	7
<b>APPARATUS: E13</b>	
NC59 - North Central Metro Service Area	1
<b>APPARATUS: E16</b>	
FFD AutoAid - Fresno City Auto/Mutal Aid	1

Only REVIEWED included.



<b>ZONE</b>	<b># INCIDENTS</b>
NCAA - North Central Auto Aide Area	8
<b>APPARATUS: E18</b>	
FFD AutoAid - Fresno City Auto/Mutal Aid	1
NCAA - North Central Auto Aide Area	5
<b>APPARATUS: E19</b>	
NCAA - North Central Auto Aide Area	19
NCR56 - North Central Rural, Station 56 Service Area	1
<b>APPARATUS: E20</b>	
NC59 - North Central Metro Service Area	21
<b>APPARATUS: E55</b>	
NC59 - North Central Metro Service Area	1
NCAA - North Central Auto Aide Area	1
NCBio - North Central Biola	1
NCKer - North Central Kerman	89
NCR55 - North Central Rural, Station 55 Service Area	36
NCR56 - North Central Rural, Station 56 Service Area	3
NCR57 - North Central Rural, Station 57 Service Area	1
NCR58 - North Central Rural, Station 58 Service Area	1
<b>APPARATUS: E56</b>	
FCF AutoAid - Fresno County AutoAid	1
FFD AutoAid - Fresno City Auto/Mutal Aid	1
NC59 - North Central Metro Service Area	1
NCAA - North Central Auto Aide Area	4
NCBio - North Central Biola	2
NCKer - North Central Kerman	6
NCR55 - North Central Rural, Station 55 Service Area	1
NCR56 - North Central Rural, Station 56 Service Area	30
NCR58 - North Central Rural, Station 58 Service Area	8
<b>APPARATUS: E57</b>	
NC59 - North Central Metro Service Area	1
NCAA - North Central Auto Aide Area	5
NCBio - North Central Biola	9
NCKer - North Central Kerman	4
NCR55 - North Central Rural, Station 55 Service Area	1
NCR56 - North Central Rural, Station 56 Service Area	2

Only REVIEWED included.





<b>ZONE</b>	<b># INCIDENTS</b>
NCR57 - North Central Rural, Station 57 Service Area	11
NCR58 - North Central Rural, Station 58 Service Area	8
<b>APPARATUS: E58</b>	
FFD AutoAid - Fresno City Auto/Mutal Aid	3
NC59 - North Central Metro Service Area	1
NCAA - North Central Auto Aide Area	11
NCBio - North Central Biola	2
NCR56 - North Central Rural, Station 56 Service Area	12
NCR58 - North Central Rural, Station 58 Service Area	39
<b>APPARATUS: E87</b>	
NCAA - North Central Auto Aide Area	1
<b>APPARATUS: E89</b>	
NCR56 - North Central Rural, Station 56 Service Area	3
<b>APPARATUS: FM55</b>	
NC59 - North Central Metro Service Area	1
NCR55 - North Central Rural, Station 55 Service Area	1
NCR57 - North Central Rural, Station 57 Service Area	1
<b>APPARATUS: P55</b>	
NC59 - North Central Metro Service Area	1
NCAA - North Central Auto Aide Area	1
NCKer - North Central Kerman	15
NCR55 - North Central Rural, Station 55 Service Area	8
NCR58 - North Central Rural, Station 58 Service Area	1
<b>APPARATUS: P58</b>	
NCAA - North Central Auto Aide Area	1
NCR58 - North Central Rural, Station 58 Service Area	1
<b>APPARATUS: T11</b>	
NC59 - North Central Metro Service Area	3
<b>APPARATUS: T55</b>	
NCKer - North Central Kerman	2
NCR55 - North Central Rural, Station 55 Service Area	1
<b>APPARATUS: WT55</b>	
NCAA - North Central Auto Aide Area	2
NCR55 - North Central Rural, Station 55 Service Area	4

Only REVIEWED included.



<b>ZONE</b>	<b># INCIDENTS</b>
NCR56 - North Central Rural, Station 56 Service Area	1
NCR58 - North Central Rural, Station 58 Service Area	1
<b>APPARATUS: WT56</b>	
FCF AutoAid - Fresno County AutoAid	1
FFD AutoAid - Fresno City Auto/Mutal Aid	1
NCAA - North Central Auto Aide Area	4
NCR56 - North Central Rural, Station 56 Service Area	4
NCR58 - North Central Rural, Station 58 Service Area	3
<b>APPARATUS: WT57</b>	
NCAA - North Central Auto Aide Area	6
NCBio - North Central Biola	1
NCR56 - North Central Rural, Station 56 Service Area	1
NCR57 - North Central Rural, Station 57 Service Area	3
NCR58 - North Central Rural, Station 58 Service Area	4
<b>Total for All Apparatus :</b>	<b>498</b>

Only REVIEWED included.



# North Central Fire Protection District

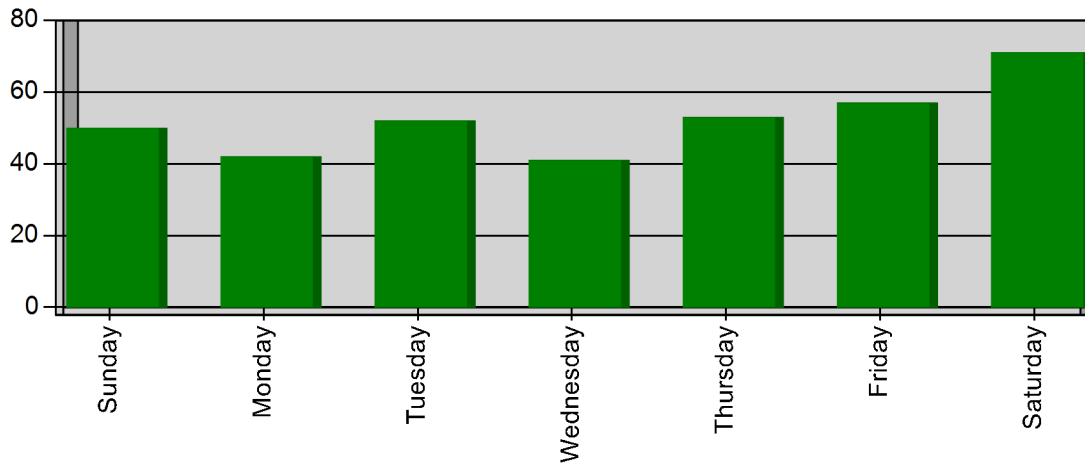
Kerman, CA

This report was generated on 5/5/2022 11:19:35 AM



## Incidents by Day of the Week for Date Range

Start Date: 04/01/2022 | End Date: 04/30/2022



DAY OF THE WEEK	# INCIDENTS
Sunday	50
Monday	42
Tuesday	52
Wednesday	41
Thursday	53
Friday	57
Saturday	71
<b>TOTAL</b>	<b>366</b>

Only REVIEWED incidents included



# North Central Fire Protection District

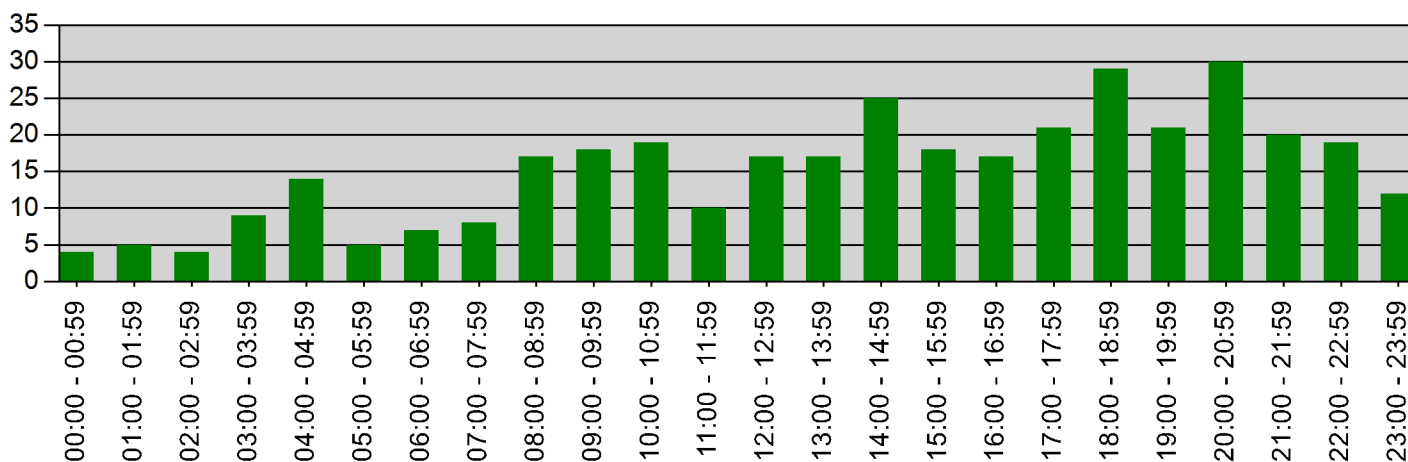
Kerman, CA

This report was generated on 5/5/2022 11:16:17 AM



## Incidents by Hour for Date Range

Start Date: 04/01/2022 | End Date: 04/30/2022



HOUR	# of CALLS
00:00 - 00:59	4
01:00 - 01:59	5
02:00 - 02:59	4
03:00 - 03:59	9
04:00 - 04:59	14
05:00 - 05:59	5
06:00 - 06:59	7
07:00 - 07:59	8
08:00 - 08:59	17
09:00 - 09:59	18
10:00 - 10:59	19
11:00 - 11:59	10
12:00 - 12:59	17
13:00 - 13:59	17
14:00 - 14:59	25
15:00 - 15:59	18
16:00 - 16:59	17
17:00 - 17:59	21
18:00 - 18:59	29
19:00 - 19:59	21
20:00 - 20:59	30
21:00 - 21:59	20
22:00 - 22:59	19
23:00 - 23:59	12

Only REVIEWED incidents included



# North Central Fire Protection District

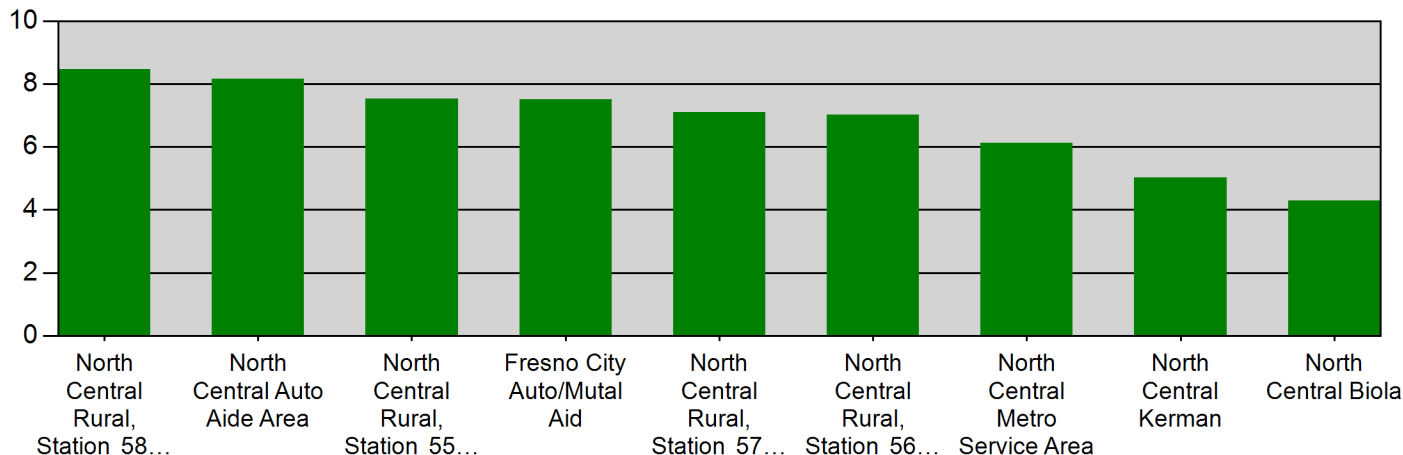
Kerman, CA

This report was generated on 5/5/2022 11:20:04 AM



## Average Response Time per Zone for Date Range

Start Date: 04/01/2022 | End Date: 04/30/2022



Zone	AVERAGE RESPONSE TIME in minutes (Dispatch to Arrived)
NCR58 - North Central Rural, Station 58 Service Area	8:46
NCAA - North Central Auto Aide Area	8:16
NCR55 - North Central Rural, Station 55 Service Area	7:52
FFD AutoAid - Fresno City Auto/Mutal Aid	7:50
NCR57 - North Central Rural, Station 57 Service Area	7:09
NCR56 - North Central Rural, Station 56 Service Area	7:01
NC59 - North Central Metro Service Area	6:13
NCKer - North Central Kerman	5:03
NCBio - North Central Biola	4:29

Only REVIEWED incidents included



# North Central Fire Protection District

Kerman, CA

This report was generated on 5/5/2022 11:20:42 AM



## Count of Overlapping Incidents for Date Range

Start Date: 04/01/2022 | End Date: 04/30/2022

# OVERLAPPING	% OVERLAPPING	TOTAL
111	30.33	366

OVERLAPPING INCIDENT DETAILS					
ALARM	CLEAR/CANCEL	INCIDENT #	INCIDENT TYPE	STATION	ZONE
<b>4/1/2022</b>					
4/1/2022 3:41:11 PM	4/1/2022 4:36:09 PM	2022-1119	321	NCR56	North Central Rural, Station 56 Service Area
4/1/2022 3:53:55 PM	4/1/2022 4:20:06 PM	2022-1118	611	NCR58	North Central Rural, Station 58 Service Area
4/1/2022 6:58:17 PM	4/1/2022 7:08:54 PM	2022-1121	321	NCKer	North Central Kerman
4/1/2022 7:04:09 PM	4/1/2022 7:17:18 PM	2022-1122	321	NC59	North Central Metro Service Area
<b>4/2/2022</b>					
4/2/2022 8:59:51 AM	4/2/2022 9:19:05 AM	2022-1130	321	NC59	North Central Metro Service Area
4/2/2022 9:15:55 AM	4/2/2022 9:29:39 AM	2022-1131	321	NCKer	North Central Kerman
<b>4/4/2022</b>					
4/4/2022 7:34:24 AM	4/4/2022 7:56:41 AM	2022-1150	311	NCKer	North Central Kerman
4/4/2022 7:36:43 AM	4/4/2022 7:43:32 AM	2022-1149	611	NCR56	North Central Rural, Station 56 Service Area
4/4/2022 9:49:07 AM	4/4/2022 9:59:35 AM	2022-1152	611	NCR58	North Central Rural, Station 58 Service Area
4/4/2022 9:54:39 AM	4/4/2022 10:17:00 AM	2022-1153	550	NC59	North Central Metro Service Area
4/4/2022 2:46:38 PM	4/4/2022 3:00:05 PM	2022-1157	320	NCKer	North Central Kerman
4/4/2022 2:57:15 PM	4/4/2022 2:58:42 PM	2022-1158	611	NCR56	North Central Kerman
4/4/2022 4:27:04 PM	4/4/2022 4:49:50 PM	2022-1160	321	NCKer	North Central Kerman
4/4/2022 4:47:27 PM	4/4/2022 5:00:36 PM	2022-1161	324	NCR55	North Central Rural, Station 55 Service Area
<b>4/6/2022</b>					
4/6/2022 7:57:43 PM	4/6/2022 8:31:32 PM	2022-1185	321	NC59	North Central Metro Service Area
4/6/2022 8:26:03 PM	4/6/2022 8:34:20 PM	2022-1184	321	NCKer	North Central Kerman
4/6/2022 8:29:03 PM	4/6/2022 8:59:55 PM	2022-1186	118	NCBio	North Central Biola
<b>4/7/2022</b>					
4/7/2022 2:29:10 PM	4/7/2022 2:57:21 PM	2022-1192	321	NCR55	North Central Rural, Station 55 Service Area
4/7/2022 2:33:21 PM	4/7/2022 3:01:31 PM	2022-1193	611	NCR55	North Central Rural, Station 55 Service Area
4/7/2022 4:23:19 PM	4/7/2022 5:07:46 PM	2022-1195	131	NCKer	North Central Kerman
4/7/2022 4:39:14 PM	4/7/2022 5:09:25 PM	2022-1194	321	NCKer	North Central Kerman
4/7/2022 6:32:40 PM	4/7/2022 10:54:45 PM	2022-1198	322	NCR56	North Central Rural, Station 56 Service Area

Percentage of incidents overlapping from total incidents in month, year. Compared incident time range as either Alarm to Cancel or Alarm to Clear for incidents that have either Cancel or Clear time recorded. Reviewed calls only. Group by date. Displays date, incident number, incident type (numeric only), zone, and station.



## OVERLAPPING INCIDENT DETAILS

ALARM	CLEAR/CANCEL	INCIDENT #	INCIDENT TYPE	STATION	ZONE
4/7/2022 8:45:09 PM	4/7/2022 8:48:29 PM	2022-1196	611	NCKer	North Central Kerman
4/7/2022 9:40:12 PM	4/7/2022 9:51:38 PM	2022-1197	311	NC59	North Central Metro Service Area
<b>4/9/2022</b>					
4/9/2022 10:00:43 AM	4/9/2022 11:25:12 AM	2022-1214	140	NCR55	North Central Rural, Station 55 Service Area
4/9/2022 10:26:20 AM	4/9/2022 10:29:24 AM	2022-1213	321	NC59	North Central Metro Service Area
4/9/2022 8:00:40 PM	4/9/2022 8:16:01 PM	2022-1220	160	NCR56	North Central Rural, Station 58 Service Area
4/9/2022 8:02:16 PM	4/9/2022 8:07:25 PM	2022-1219	611	NCR56	North Central Rural, Station 56 Service Area
<b>4/10/2022</b>					
4/10/2022 10:11:05 AM	4/10/2022 11:00:41 AM	2022-1231	131	NCR56	North Central Rural, Station 56 Service Area
4/10/2022 10:34:05 AM	4/10/2022 10:47:47 AM	2022-1230	311	NC59	North Central Metro Service Area
4/10/2022 10:41:58 PM	4/10/2022 11:02:59 PM	2022-1238	140	NCKer	North Central Kerman
4/10/2022 10:59:45 PM	4/10/2022 11:04:41 PM	2022-1237	611	NCBio	North Central Rural, Station 57 Service Area
<b>4/12/2022</b>					
4/12/2022 2:15:57 PM	4/12/2022 5:13:18 PM	2022-1252	160	NCR58	North Central Auto Aide Area
4/12/2022 2:15:57 PM	4/12/2022 5:13:18 PM	2022-1252	160	NCR58	North Central Rural, Station 58 Service Area
4/12/2022 2:25:37 PM	4/12/2022 2:37:29 PM	2022-1250	321	North Central Automatic Aid	North Central Auto Aide Area
4/12/2022 2:51:10 PM	4/12/2022 3:05:28 PM	2022-1251	321	NCR55	North Central Rural, Station 55 Service Area
4/12/2022 5:03:50 PM	4/12/2022 5:18:02 PM	2022-1253	321	NCR55	North Central Rural, Station 55 Service Area
<b>4/15/2022</b>					
4/15/2022 8:28:31 PM	4/15/2022 10:19:49 PM	2022-1284	352	NCR56	North Central Rural, Station 56 Service Area
4/15/2022 10:08:27 PM	4/15/2022 10:10:50 PM	2022-1283	321	NCR55	North Central Rural, Station 55 Service Area
4/15/2022 10:55:14 PM	4/15/2022 11:02:14 PM	2022-1285	611	NCBio	North Central Kerman
4/15/2022 10:56:24 PM	4/15/2022 11:11:20 PM	2022-1286	321	NCKer	North Central Kerman
<b>4/16/2022</b>					
4/16/2022 10:34:29 AM	4/16/2022 1:50:04 PM	2022-1291	140	NCBio	North Central Rural, Station 57 Service Area
4/16/2022 11:24:36 AM	4/16/2022 11:44:59 AM	2022-1289	322	NCR58	North Central Rural, Station 56 Service Area
4/16/2022 1:00:24 PM	4/16/2022 1:26:19 PM	2022-1290	311	NCBio	North Central Biola
4/16/2022 5:58:48 PM	4/16/2022 6:18:43 PM	2022-1297	160	NCBio	North Central Biola
4/16/2022 5:59:39 PM	4/16/2022 6:09:15 PM	2022-1296	611	NCBio	North Central Biola
<b>4/17/2022</b>					
4/17/2022 12:00:10 AM	4/17/2022 12:22:20 AM	2022-1304	321	NCR58	North Central Rural, Station 58 Service Area
4/17/2022 12:00:57 AM	4/17/2022 12:21:59 AM	2022-1305	321	NCR56	North Central Rural, Station 56 Service Area
4/17/2022 3:10:59 PM	4/17/2022 4:06:37 PM	2022-1311	321	NCR56	North Central Rural, Station 56 Service Area

Percentage of incidents overlapping from total incidents in month, year. Compared incident time range as either Alarm to Cancel or Alarm to Clear for incidents that have either Cancel or Clear time recorded. Reviewed calls only. Group by date. Displays date, incident number, incident type (numeric only), zone, and station.

**OVERLAPPING INCIDENT DETAILS**

ALARM	CLEAR/CANCEL	INCIDENT #	INCIDENT TYPE	STATION	ZONE
4/17/2022 3:27:51 PM	4/17/2022 3:37:22 PM	2022-1309	321	NCR58	North Central Rural, Station 58 Service Area
4/17/2022 3:42:37 PM	4/17/2022 3:53:17 PM	2022-1310	321	NCKer	North Central Kerman
4/17/2022 6:25:16 PM	4/17/2022 6:36:33 PM	2022-1312	321	NCR55	North Central Rural, Station 55 Service Area
4/17/2022 6:29:09 PM	4/17/2022 6:43:02 PM	2022-1313	321	NCR58	North Central Rural, Station 58 Service Area
4/17/2022 6:34:35 PM	4/17/2022 7:12:06 PM	2022-1315	322	NCR56	North Central Rural, Station 56 Service Area
4/17/2022 6:52:59 PM	4/17/2022 7:01:01 PM	2022-1314	744	NC59	North Central Metro Service Area
<b>4/18/2022</b>					
4/18/2022 9:06:44 AM	4/18/2022 9:20:03 AM	2022-1323	733	NC59	North Central Metro Service Area
4/18/2022 9:13:45 AM	4/18/2022 9:29:57 AM	2022-1324	311	NCR58	North Central Rural, Station 58 Service Area
<b>4/19/2022</b>					
4/19/2022 8:52:55 AM	4/19/2022 9:12:29 AM	2022-1334	311	NCR58	North Central Rural, Station 58 Service Area
4/19/2022 8:54:30 AM	4/19/2022 9:00:43 AM	2022-1333	611	NCKer	North Central Kerman
4/19/2022 9:07:01 AM	4/19/2022 9:20:29 AM	2022-1335	311	North Central Automatic Aid	North Central Auto Aide Area
4/19/2022 4:18:04 PM	4/19/2022 4:27:34 PM	2022-1338	700	NCKer	North Central Kerman
4/19/2022 4:20:06 PM	4/19/2022 4:29:55 PM	2022-1339	321	NCR55	North Central Rural, Station 55 Service Area
4/19/2022 6:03:41 PM	4/19/2022 6:24:59 PM	2022-1341	321	NCR56	North Central Rural, Station 56 Service Area
4/19/2022 6:17:39 PM	4/19/2022 6:32:11 PM	2022-1342	311	NCR56	North Central Rural, Station 56 Service Area
<b>4/20/2022</b>					
4/20/2022 1:11:06 PM	4/20/2022 1:16:16 PM	2022-1348	611	NCR55	North Central Rural, Station 55 Service Area
4/20/2022 1:15:01 PM	4/20/2022 1:56:46 PM	2022-1349	160	North Central Automatic Aid	North Central Auto Aide Area
<b>4/21/2022</b>					
4/21/2022 8:56:41 AM	4/21/2022 9:24:15 AM	2022-1360	611	NCR56	North Central Rural, Station 56 Service Area
4/21/2022 9:16:00 AM	4/21/2022 9:34:56 AM	2022-1361	160	North Central Automatic Aid	North Central Auto Aide Area
4/21/2022 5:39:40 PM	4/21/2022 6:01:24 PM	2022-1365	113	NCKer	North Central Kerman
4/21/2022 5:57:22 PM	4/21/2022 6:04:20 PM	2022-1366	311	NCKer	North Central Kerman
<b>4/22/2022</b>					
4/22/2022 6:12:58 AM	4/22/2022 6:22:15 AM	2022-1370	321	NCR58	North Central Rural, Station 58 Service Area
4/22/2022 6:15:55 AM	4/22/2022 6:26:12 AM	2022-1371	311	NCKer	North Central Kerman
4/22/2022 5:05:56 PM	4/22/2022 5:28:38 PM	2022-1376	321	NCKer	North Central Kerman
4/22/2022 5:24:24 PM	4/22/2022 5:45:26 PM	2022-1377	321	North Central Automatic Aid	North Central Auto Aide Area
4/22/2022 8:39:24 PM	4/22/2022 8:57:02 PM	2022-1381	321	NCR56	North Central Rural, Station 56 Service Area
4/22/2022 8:51:49 PM	4/22/2022 9:17:16 PM	2022-1382	321	NCKer	North Central Kerman
4/22/2022 9:06:17 PM	4/22/2022 9:23:48 PM	2022-1383	311	NC59	North Central Metro Service Area

Percentage of incidents overlapping from total incidents in month, year. Compared incident time range as either Alarm to Cancel or Alarm to Clear for incidents that have either Cancel or Clear time recorded. Reviewed calls only. Group by date. Displays date, incident number, incident type (numeric only), zone, and station.



**OVERLAPPING INCIDENT DETAILS**

ALARM	CLEAR/CANCEL	INCIDENT #	INCIDENT TYPE	STATION	ZONE
<b>4/23/2022</b>					
4/23/2022 10:26:05 AM	4/23/2022 10:30:01 AM	2022-1388	611	NCKer	North Central Kerman
4/23/2022 10:26:05 AM	4/23/2022 10:54:26 AM	2022-1390	311	NCKer	North Central Kerman
4/23/2022 10:28:10 AM	4/23/2022 10:41:18 AM	2022-1389	745	NCR56	North Central Rural, Station 56 Service Area
<b>4/25/2022</b>					
4/25/2022 9:33:06 AM	4/25/2022 9:42:57 AM	2022-1412	321	NCKer	North Central Kerman
4/25/2022 9:41:03 AM	4/25/2022 10:07:22 AM	2022-1413	321	NCKer	North Central Kerman
4/25/2022 10:28:55 PM	4/25/2022 10:32:17 PM	2022-1417	611	NCKer	North Central Kerman
4/25/2022 10:29:46 PM	4/25/2022 10:46:08 PM	2022-1418	321	NC59	North Central Metro Service Area
<b>4/26/2022</b>					
4/26/2022 1:43:31 AM	4/26/2022 2:28:02 AM	2022-1420	161	NCR56	North Central Auto Aide Area
4/26/2022 2:00:04 AM	4/26/2022 10:46:04 AM	2022-1422	111	NC59	North Central Metro Service Area
4/26/2022 2:10:45 AM	4/26/2022 2:11:47 AM	2022-1419	611	NC59	North Central Metro Service Area
4/26/2022 9:24:15 AM	4/26/2022 9:34:04 AM	2022-1421	321	NCKer	North Central Kerman
4/26/2022 6:04:00 PM	4/26/2022 6:30:00 PM	2022-1424	553	NC59	North Central Metro Service Area
4/26/2022 6:11:31 PM	4/26/2022 6:18:29 PM	2022-1425	311	NC59	North Central Metro Service Area
4/26/2022 6:16:58 PM	4/26/2022 6:46:12 PM	2022-1426	322	NCR56	North Central Rural, Station 56 Service Area
4/26/2022 8:23:22 PM	4/26/2022 8:35:21 PM	2022-1429	321	NC59	North Central Metro Service Area
4/26/2022 8:24:43 PM	4/26/2022 8:46:40 PM	2022-1430	322	NCR58	Fresno City Auto/Mutal Aid
<b>4/27/2022</b>					
4/27/2022 4:37:23 AM	4/27/2022 4:53:10 AM	2022-1433	321	North Central Automatic Aid	North Central Auto Aide Area
4/27/2022 4:50:26 AM	4/27/2022 5:03:08 AM	2022-1434	321	NCBio	North Central Rural, Station 57 Service Area
4/27/2022 11:06:22 PM	4/27/2022 11:22:17 PM	2022-1442	321	NCR58	North Central Rural, Station 58 Service Area
4/27/2022 11:10:52 PM	4/28/2022 12:55:06 AM	2022-1444	140	NCR58	North Central Auto Aide Area
<b>4/28/2022</b>					
4/28/2022 12:18:03 AM	4/28/2022 12:29:31 AM	2022-1443	321	NCR58	North Central Rural, Station 58 Service Area
4/28/2022 3:45:27 PM	4/28/2022 3:54:57 PM	2022-1453	730	NCR56	North Central Rural, Station 56 Service Area
4/28/2022 3:49:58 PM	4/28/2022 5:04:00 PM	2022-1454	444	NCR56	North Central Rural, Station 56 Service Area
4/28/2022 6:00:44 PM	4/28/2022 6:03:34 PM	2022-1457	321	NCKer	North Central Kerman
4/28/2022 6:02:27 PM	4/28/2022 6:09:34 PM	2022-1458	321	NCKer	North Central Kerman
<b>4/29/2022</b>					
4/29/2022 12:39:29 PM	4/29/2022 12:59:09 PM	2022-1463	321	NCR56	North Central Rural, Station 56 Service Area
4/29/2022 12:44:30 PM	4/29/2022 12:58:13 PM	2022-1462	311	NC59	North Central Metro Service Area

Percentage of incidents overlapping from total incidents in month, year. Compared incident time range as either Alarm to Cancel or Alarm to Clear for incidents that have either Cancel or Clear time recorded. Reviewed calls only. Group by date. Displays date, incident number, incident type (numeric only), zone, and station.

## OVERLAPPING INCIDENT DETAILS

ALARM	CLEAR/CANCEL	INCIDENT #	INCIDENT TYPE	STATION	ZONE
4/29/2022 10:33:58 PM	4/29/2022 11:16:34 PM	2022-1468	131	NCR55	North Central Rural, Station 55 Service Area
4/29/2022 10:47:57 PM	4/29/2022 11:06:18 PM	2022-1467	311	NCKer	North Central Kerman
<b>4/30/2022</b>					
4/30/2022 1:31:11 PM	4/30/2022 4:46:46 PM	2022-1475	162	NCR58	North Central Rural, Station 58 Service Area
4/30/2022 1:50:49 PM	4/30/2022 1:51:43 PM	2022-1473	571	NCKer	North Central Kerman
4/30/2022 3:13:07 PM	4/30/2022 3:44:08 PM	2022-1474	322	NCR56	North Central Rural, Station 56 Service Area
4/30/2022 10:38:50 PM	4/30/2022 10:48:45 PM	2022-1478	550	NCKer	North Central Kerman
4/30/2022 10:45:42 PM	4/30/2022 10:54:43 PM	2022-1479	321	NC59	North Central Metro Service Area

Percentage of incidents overlapping from total incidents in month,year. Compared incident time range as either Alarm to Cancel or Alarm to Clear for incidents that have either Cancel or Clear time recorded. Reviewed calls only. Group by date. Displays date, incident number, incident type (numeric only), zone, and station.



# North Central Fire Protection District

Kerman, CA

This report was generated on 5/5/2022 11:21:32 AM



## Count of Overlapping Incidents for Station for Date Range (In Service Time Used)

Incident Status(s): All Incident Statuses | Station(s): NCKer | Start Date: 04/01/2022 | End Date: 04/30/2022

OVERLAPPING COUNT	PERCENT OVERLAPPING	TOTAL
10	9.26 %	108

## OVERLAPPING INCIDENT DETAILS (ALARM TO IN SERVICE)

ALARM	IN SERVICE	INCIDENT NUMBER	INCIDENT TYPE	ZONE
<b>4/7/2022</b>				
4/7/2022 4:39:14 PM	4/7/2022 5:09:25 PM	2022-1194	321	North Central Kerman
4/7/2022 4:23:19 PM	4/7/2022 5:07:46 PM	2022-1195	131	North Central Kerman
<b>4/21/2022</b>				
4/21/2022 5:39:40 PM	4/21/2022 6:01:24 PM	2022-1365	113	North Central Kerman
4/21/2022 5:57:22 PM	4/21/2022 6:04:20 PM	2022-1366	311	North Central Kerman
<b>4/23/2022</b>				
4/23/2022 10:26:05 AM	4/23/2022 10:30:01 AM	2022-1388	611	North Central Kerman
4/23/2022 10:26:05 AM	4/23/2022 10:54:26 AM	2022-1390	311	North Central Kerman
<b>4/25/2022</b>				
4/25/2022 9:33:06 AM	4/25/2022 9:42:57 AM	2022-1412	321	North Central Kerman
4/25/2022 9:41:03 AM	4/25/2022 10:07:22 AM	2022-1413	321	North Central Kerman
<b>4/28/2022</b>				
4/28/2022 6:00:44 PM	4/28/2022 6:03:34 PM	2022-1457	321	North Central Kerman
4/28/2022 6:02:27 PM	4/28/2022 6:09:34 PM	2022-1458	321	North Central Kerman

Incident time range is difference between 'Alarm' and 'In Service' time stamps (both must be present). If multiple apparatus respond, 'In Service' taken from final apparatus to leave. Results grouped by date.



# North Central Fire Protection District

Kerman, CA

This report was generated on 5/5/2022 11:22:21 AM



## Count of Overlapping Incidents for Station for Date Range (In Service Time Used)

Incident Status(s): All Incident Statuses | Station(s): NCR58 | Start Date: 04/01/2022 | End Date: 04/30/2022

OVERLAPPING COUNT	PERCENT OVERLAPPING	TOTAL
3	5.88 %	51

## OVERLAPPING INCIDENT DETAILS (ALARM TO IN SERVICE)

ALARM	IN SERVICE	INCIDENT NUMBER	INCIDENT TYPE	ZONE
<b>4/27/2022</b>				
4/27/2022 11:06:22 PM	4/27/2022 11:22:17 PM	2022-1442	321	North Central Rural, Station 58 Service Area
4/27/2022 11:10:52 PM	4/28/2022 12:55:06 AM	2022-1444	140	North Central Auto Aide Area
<b>4/28/2022</b>				
4/28/2022 12:18:03 AM	4/28/2022 12:29:31 AM	2022-1443	321	North Central Rural, Station 58 Service Area

Incident time range is difference between 'Alarm' and 'In Service' time stamps (both must be present). If multiple apparatus respond, 'In Service' taken from final apparatus to leave. Results grouped by date.



# North Central Fire Protection District

Kerman, CA

This report was generated on 5/5/2022 11:23:29 AM



## Mutual or Automatic Aid Given by FDID for Incident Type for Date Range

Incident Type(s): All Incident Types | Start Date: 04/01/2022 | End Date: 04/30/2022

INCIDENT NUMBER	INCIDENT DATE	LOCATION	AID TYPE	INCIDENT TYPE
<b>FDID: 10032 - Fresno County</b>				
2022-1326	04/18/2022	1718 S PROSPECT AVE	Automatic aid given	611 - Dispatched & cancelled en route
2022-1329	04/19/2022	3373 W Church AVE	Automatic aid given	111 - Building fire
2022-1405	04/24/2022	4065 W JENSEN AVE	Automatic aid given	412 - Gas leak (natural gas or LPG)

Count of Calls for FDID 10032 - Fresno County : 3

Report pulls data from Basic Info 5 (Mutual Aid Given Box) and if available, matches FDID to Neighboring Agency's FDID in Neighboring Agency list in the Administration Module. If missing, Report will only display FDID of Agency.



emergencyreporting.com

Doc Id: 1616

Page # 1 of 1

# North Central Fire Protection District

Kerman, CA

This report was generated on 5/5/2022 11:24:31 AM



## Mutual or Automatic Aid Received by FDID for Incident Type for Date Range

Incident Type(s): All Incident Types | Start Date: 04/01/2022 | End Date: 04/30/2022

INCIDENT	INCIDENT DATE	LOCATION	AID TYPE	INCIDENT TYPE
<b>FDID: 10030 - Total Calls: 80</b>				
2022-1422	04/26/2022	5718 N COLONIAL AVE	Automatic aid received	111 - Building fire
2022-1236	04/10/2022	W HERNDON AVE	Automatic aid received	160 - Special outside fire, other
2022-1420	04/26/2022	2032 N BRAWLEY AVE	Automatic aid received	161 - Outside storage fire
2022-1151	04/04/2022	486 W VARTIKIAN AVE	Automatic aid received	311 - Medical assist, assist EMS crew
2022-1154	04/04/2022	5312 N COLONIAL AVE	Automatic aid received	311 - Medical assist, assist EMS crew
2022-1162	04/04/2022	6244 N FARRIS AVE	Automatic aid received	311 - Medical assist, assist EMS crew
2022-1197	04/07/2022	504 W MESA AVE	Automatic aid received	311 - Medical assist, assist EMS crew
2022-1201	04/08/2022	1040 N PLEASANT AVE	Automatic aid received	311 - Medical assist, assist EMS crew
2022-1230	04/10/2022	W Bullard AVE	Automatic aid received	311 - Medical assist, assist EMS crew
2022-1241	04/11/2022	W Morris AVE	Automatic aid received	311 - Medical assist, assist EMS crew
2022-1242	04/11/2022	480 W KEATS AVE	Automatic aid received	311 - Medical assist, assist EMS crew
2022-1449	04/28/2022	5754 N SAFFORD AVE	Automatic aid received	311 - Medical assist, assist EMS crew
2022-1455	04/28/2022	7031 N MONTE AVE	Automatic aid received	311 - Medical assist, assist EMS crew
2022-1462	04/29/2022	6095 N BUNGALOW LN	Automatic aid received	311 - Medical assist, assist EMS crew
2022-1122	04/01/2022	W Ashlan AVE	Automatic aid received	321 - EMS call, excluding vehicle accident with injury
2022-1123	04/01/2022	2104 W BELMONT AVE	Automatic aid received	321 - EMS call, excluding vehicle accident with injury
2022-1124	04/01/2022	296 W SAN CARLOS AVE	Automatic aid received	321 - EMS call, excluding vehicle accident with injury
2022-1125	04/01/2022	4341 W DAKOTA AVE	Automatic aid received	321 - EMS call, excluding vehicle accident with injury
2022-1129	04/02/2022	5082 N MAROA AVE	Automatic aid received	321 - EMS call, excluding vehicle accident with injury

Only Completed or Reviewed incidents included. Report pulls information from "Neighboring Agencies" in Administration module.



2022-1130	04/02/2022	277 W VARTIKIAN AVE	Automatic aid received	321 - EMS call, excluding vehicle accident with injury
2022-1137	04/02/2022	114 E BELLAIRE WAY	Automatic aid received	321 - EMS call, excluding vehicle accident with injury
2022-1139	04/03/2022	6336 N DEL MAR AVE	Automatic aid received	321 - EMS call, excluding vehicle accident with injury
2022-1146	04/03/2022	1196 W SAN MADELE AVE	Automatic aid received	321 - EMS call, excluding vehicle accident with injury
2022-1185	04/06/2022	N Palm AVE	Automatic aid received	321 - EMS call, excluding vehicle accident with injury
2022-1188	04/07/2022	N Fruit AVE	Automatic aid received	321 - EMS call, excluding vehicle accident with injury
2022-1205	04/08/2022	1660 W TENAYA WAY	Automatic aid received	321 - EMS call, excluding vehicle accident with injury
2022-1206	04/08/2022	490 W BARSTOW AVE	Automatic aid received	321 - EMS call, excluding vehicle accident with injury
2022-1210	04/09/2022	1350 W ROBERTS AVE	Automatic aid received	321 - EMS call, excluding vehicle accident with injury
2022-1212	04/09/2022	4111 N PALM AVE	Automatic aid received	321 - EMS call, excluding vehicle accident with injury
2022-1213	04/09/2022	4111 N PALM AVE	Automatic aid received	321 - EMS call, excluding vehicle accident with injury
2022-1215	04/09/2022	5020 W MCKINLEY AVE	Automatic aid received	321 - EMS call, excluding vehicle accident with injury
2022-1224	04/09/2022	4848 N GLENN AVE	Automatic aid received	321 - EMS call, excluding vehicle accident with injury
2022-1245	04/12/2022	N Polk AVE	Automatic aid received	321 - EMS call, excluding vehicle accident with injury
2022-1248	04/12/2022	2628 W ALHAMBRA AVE	Automatic aid received	321 - EMS call, excluding vehicle accident with injury
2022-1249	04/12/2022	2104 W BELMONT AVE	Automatic aid received	321 - EMS call, excluding vehicle accident with injury
2022-1250	04/12/2022	5049 W CORTLAND AVE	Automatic aid received	321 - EMS call, excluding vehicle accident with injury
2022-1254	04/12/2022	1351 W CELESTE AVE	Automatic aid received	321 - EMS call, excluding vehicle accident with injury
2022-1257	04/13/2022	2685 W BEECHWOOD AVE	Automatic aid received	321 - EMS call, excluding vehicle accident with injury
2022-1259	04/13/2022	5541 N WINCHESTER AVE	Automatic aid received	321 - EMS call, excluding vehicle accident with injury
2022-1262	04/13/2022	W Belmont AVE	Automatic aid received	321 - EMS call, excluding vehicle accident with injury
2022-1265	04/14/2022	1410 W BULLARD AVE	Automatic aid received	321 - EMS call, excluding vehicle accident with injury
2022-1269	04/14/2022	N Thorne AVE	Automatic aid received	321 - EMS call, excluding vehicle accident with injury
2022-1270	04/14/2022	3079 W MCKINLEY AVE	Automatic aid received	321 - EMS call, excluding vehicle accident with injury
2022-1277	04/15/2022	2114 N VALENTINE AVE	Automatic aid received	321 - EMS call, excluding vehicle accident with injury
2022-1321	04/18/2022	1040 N PLEASANT AVE	Automatic aid received	321 - EMS call, excluding vehicle accident with injury

Only Completed or Reviewed incidents included. Report pulls information from "Neighboring Agencies" in Administration module.



2022-1337	04/19/2022	N Palm AVE	Automatic aid received	321 - EMS call, excluding vehicle accident with injury
2022-1345	04/19/2022	6570 N COLONIAL AVE	Automatic aid received	321 - EMS call, excluding vehicle accident with injury
2022-1352	04/20/2022	6095 N BUNGALOW LN	Automatic aid received	321 - EMS call, excluding vehicle accident with injury
2022-1377	04/22/2022	3828 N HAYES AVE	Automatic aid received	321 - EMS call, excluding vehicle accident with injury
2022-1409	04/24/2022	6253 N COLONIAL AVE	Automatic aid received	321 - EMS call, excluding vehicle accident with injury
2022-1415	04/25/2022	1745 N CORNELIA AVE	Automatic aid received	321 - EMS call, excluding vehicle accident with injury
2022-1418	04/25/2022	490 W BARSTOW AVE	Automatic aid received	321 - EMS call, excluding vehicle accident with injury
2022-1429	04/26/2022	490 W BARSTOW AVE	Automatic aid received	321 - EMS call, excluding vehicle accident with injury
2022-1433	04/27/2022	3522 W VASSAR AVE	Automatic aid received	321 - EMS call, excluding vehicle accident with injury
2022-1460	04/28/2022	2114 N VALENTINE AVE	Automatic aid received	321 - EMS call, excluding vehicle accident with injury
2022-1466	04/29/2022	2096 N BRAWLEY AVE	Automatic aid received	321 - EMS call, excluding vehicle accident with injury
2022-1469	04/30/2022	3447 W NORMAL AVE	Automatic aid received	321 - EMS call, excluding vehicle accident with injury
2022-1471	04/30/2022	57 E SUSSEX WAY	Automatic aid received	321 - EMS call, excluding vehicle accident with injury
2022-1479	04/30/2022	N Fruit AVE	Automatic aid received	321 - EMS call, excluding vehicle accident with injury
2022-1181	04/06/2022	N Blythe AVE	Automatic aid received	322 - Motor vehicle accident with injuries
2022-1273	04/14/2022	HWy 99	Automatic aid received	322 - Motor vehicle accident with injuries
2022-1391	04/23/2022	W Olive AVE	Automatic aid received	322 - Motor vehicle accident with injuries
2022-1325	04/18/2022	6070 N LAFAYETTE AVE	Automatic aid received	412 - Gas leak (natural gas or LPG)
2022-1288	04/16/2022	6756 N LAFAYETTE AVE	Automatic aid received	444 - Power line down
2022-1153	04/04/2022	3171 W PASA TIEMPO AVE	Automatic aid received	550 - Public service assistance, other
2022-1424	04/26/2022	1740 W SAN BRUNO AVE	Automatic aid received	553 - Public service
2022-1404	04/24/2022	4254 N ARTHUR AVE	Automatic aid received	600 - Good intent call, other
2022-1401	04/24/2022	W Herndon AVE	Automatic aid received	611 - Dispatched & cancelled en route
2022-1419	04/26/2022	5704 N COLONIAL AVE	Automatic aid received	611 - Dispatched & cancelled en route
2022-1128	04/02/2022	Herndon	Automatic aid received	651 - Smoke scare, odor of smoke
2022-1155	04/04/2022	945 E SWIFT AVE	Automatic aid received	651 - Smoke scare, odor of smoke

Only Completed or Reviewed incidents included. Report pulls information from "Neighboring Agencies" in Administration module.





2022-1299	04/16/2022	5312 N COLONIAL AVE	Automatic aid received	651 - Smoke scare, odor of smoke
2022-1373	04/22/2022	W Clinton AVE	Automatic aid received	651 - Smoke scare, odor of smoke
2022-1446	04/28/2022	0 HWY-99 OFF RAMP SB & W HERNDON AVE	Automatic aid received	651 - Smoke scare, odor of smoke
2022-1450	04/28/2022	5160 N VAN NESS BLVD	Automatic aid received	711 - Municipal alarm system, malicious false alarm
2022-1323	04/18/2022	3171 W PASA TIEMPO AVE	Automatic aid received	733 - Smoke detector activation due to malfunction
2022-1140	04/03/2022	7539 N LAGUNA VISTA AVE	Automatic aid received	743 - Smoke detector activation, no fire - unintentional
2022-1314	04/17/2022	486 W SAN RAMON AVE	Automatic aid received	744 - Detector activation, no fire - unintentional
2022-1126	04/01/2022	6435 N VAN NESS BLVD	Automatic aid received	745 - Alarm system activation, no fire - unintentional
2022-1354	04/20/2022	1650 W BROWNING AVE	Automatic aid received	746 - Carbon monoxide detector activation, no CO
<b>FDID: 10032 - Total Calls: 1</b>				
2022-1315	04/17/2022	W California AVE	Automatic aid received	322 - Motor vehicle accident with injuries
<b>FDID: Unknown - Total Calls: 8</b>				
2022-1444	04/27/2022	N Parkway DR	Automatic aid received	140 - Natural vegetation fire, other
2022-1328	04/18/2022	5212 W OLIVE AVE	Automatic aid received	311 - Medical assist, assist EMS crew
2022-1335	04/19/2022	3178 W OLIVE AVE	Automatic aid received	311 - Medical assist, assist EMS crew
2022-1177	04/05/2022	1040 N PLEASANT AVE	Automatic aid received	321 - EMS call, excluding vehicle accident with injury
2022-1272	04/14/2022	5869 W HAMPTON WAY	Automatic aid received	321 - EMS call, excluding vehicle accident with injury
2022-1423	04/26/2022	5869 W HAMPTON WAY	Automatic aid received	321 - EMS call, excluding vehicle accident with injury
2022-1168	04/05/2022	W Belmont AVE	Automatic aid received	611 - Dispatched & cancelled en route
2022-1451	04/28/2022	Herndon	Automatic aid received	611 - Dispatched & cancelled en route

Only Completed or Reviewed incidents included. Report pulls information from "Neighboring Agencies" in Administration module.



# North Central Fire Protection District

Kerman, CA

This report was generated on 5/5/2022 11:25:09 AM



## Losses for Date Range

Start Date: 04/01/2022 | End Date: 04/30/2022

TOTAL INCIDENTS	TOTAL PROPERTY LOSS	TOTAL CONTENT LOSS	TOTAL LOSSES	AVERAGE LOSS
19	\$699,300.00	\$109,050.00	\$808,350.00	\$42,544.00

INCIDENT NUMBER	DATE	Incident Type	PROPERTY LOSS	CONTENT LOSS	TOTAL	% of Total
2022-1133	04/02/2022	131 - Passenger vehicle fire	\$3,500.00	\$0.00	\$3,500.00	0.43%
2022-1195	04/07/2022	131 - Passenger vehicle fire	\$7,000.00	\$0.00	\$7,000.00	0.87%
2022-1216	04/09/2022	100 - Fire, other	\$20,000.00	\$0.00	\$20,000.00	2.47%
2022-1231	04/10/2022	131 - Passenger vehicle fire	\$1,000.00	\$0.00	\$1,000.00	0.12%
2022-1246	04/12/2022	100 - Fire, other	\$2,000.00	\$0.00	\$2,000.00	0.25%
2022-1252	04/12/2022	160 - Special outside fire, other	\$7,500.00	\$7,500.00	\$15,000.00	1.86%
2022-1252	04/12/2022	160 - Special outside fire, other	\$2,500.00	\$0.00	\$2,500.00	0.31%
2022-1291	04/16/2022	140 - Natural vegetation fire, other	\$1,000.00	\$1,000.00	\$2,000.00	0.25%
2022-1297	04/16/2022	160 - Special outside fire, other	\$300.00	\$300.00	\$600.00	0.07%
2022-1307	04/17/2022	131 - Passenger vehicle fire	\$10,000.00	\$0.00	\$10,000.00	1.24%
2022-1319	04/18/2022	131 - Passenger vehicle fire	\$15,000.00	\$0.00	\$15,000.00	1.86%
2022-1320	04/18/2022	160 - Special outside fire, other	\$9,000.00	\$0.00	\$9,000.00	1.11%
2022-1330	04/19/2022	131 - Passenger vehicle fire	\$20,000.00	\$0.00	\$20,000.00	2.47%
2022-1346	04/20/2022	131 - Passenger vehicle fire	\$2,000.00	\$0.00	\$2,000.00	0.25%
2022-1420	04/26/2022	161 - Outside storage fire	\$200.00	\$200.00	\$400.00	0.05%
2022-1422	04/26/2022	111 - Building fire	\$293,250.00	\$100,000.00	\$393,250.00	48.65%
2022-1432	04/27/2022	131 - Passenger vehicle fire	\$50.00	\$50.00	\$100.00	0.01%
2022-1468	04/29/2022	131 - Passenger vehicle fire	\$5,000.00	\$0.00	\$5,000.00	0.62%
2022-1475	04/30/2022	162 - Outside equipment fire	\$300,000.00	\$0.00	\$300,000.00	37.11%

Only REVIEWED incidents included



# Fire Investigation Division

## Statistics for April 2022

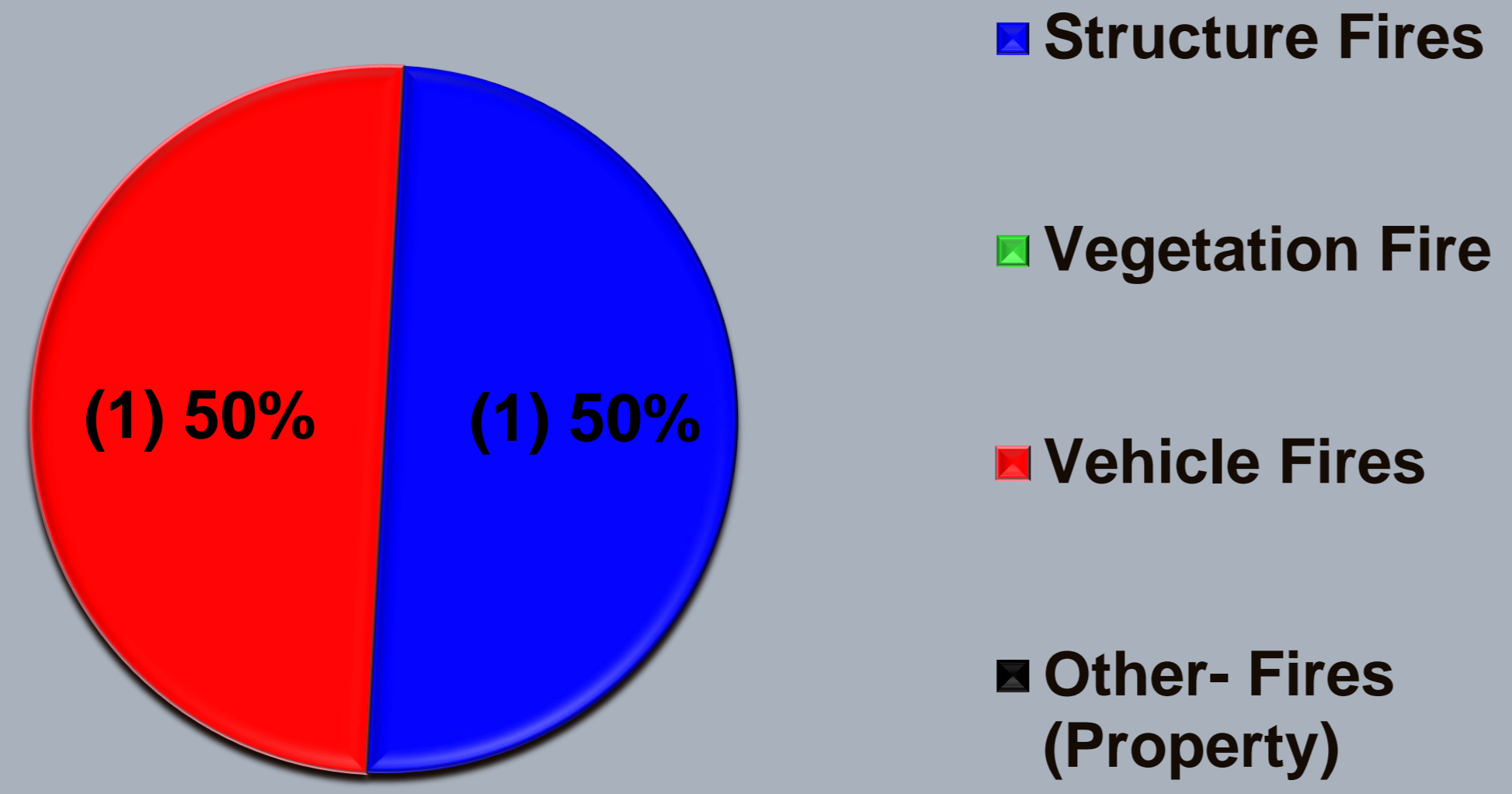
- Fire Investigations
- Weed Abatement



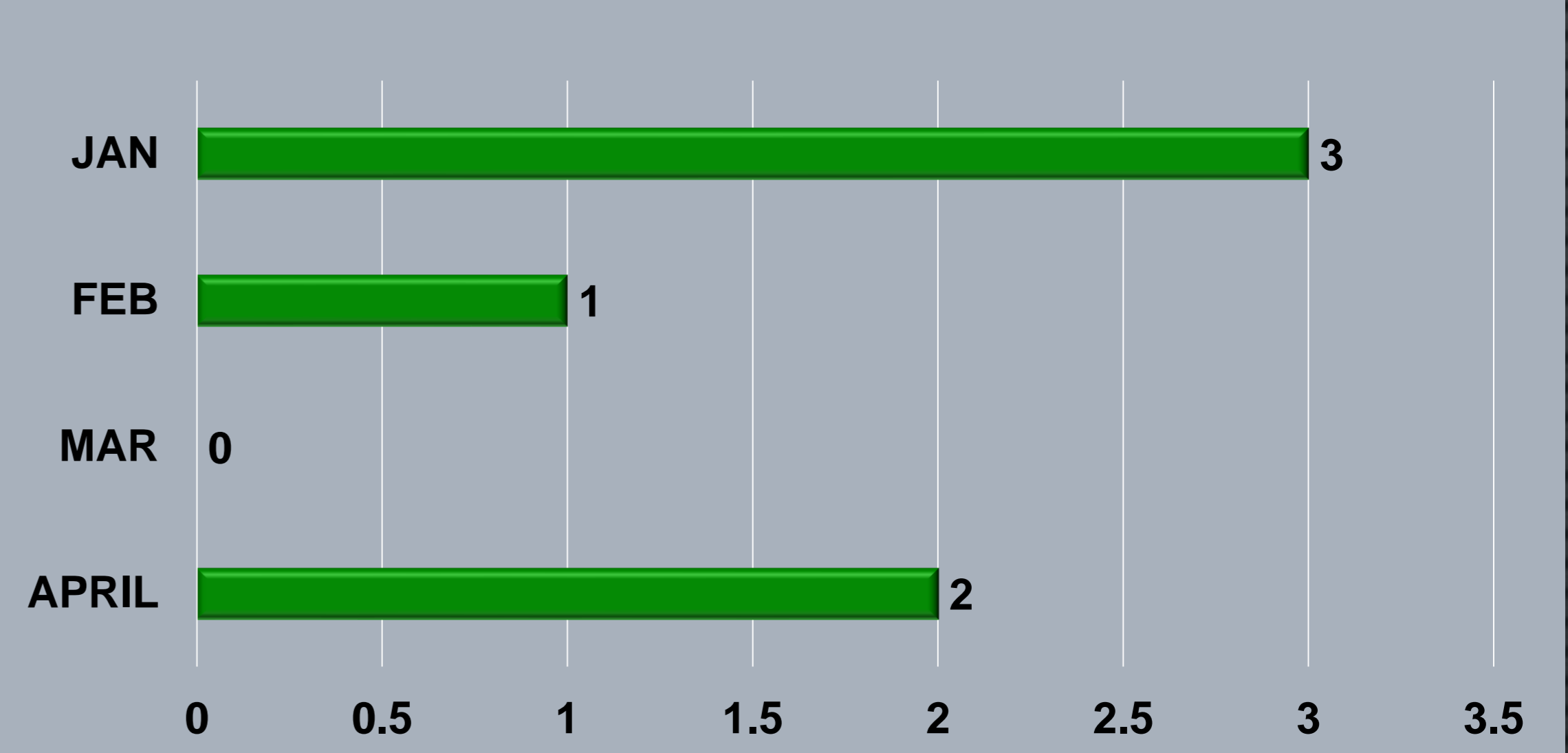


# Fire Investigation Statistics for April 2022

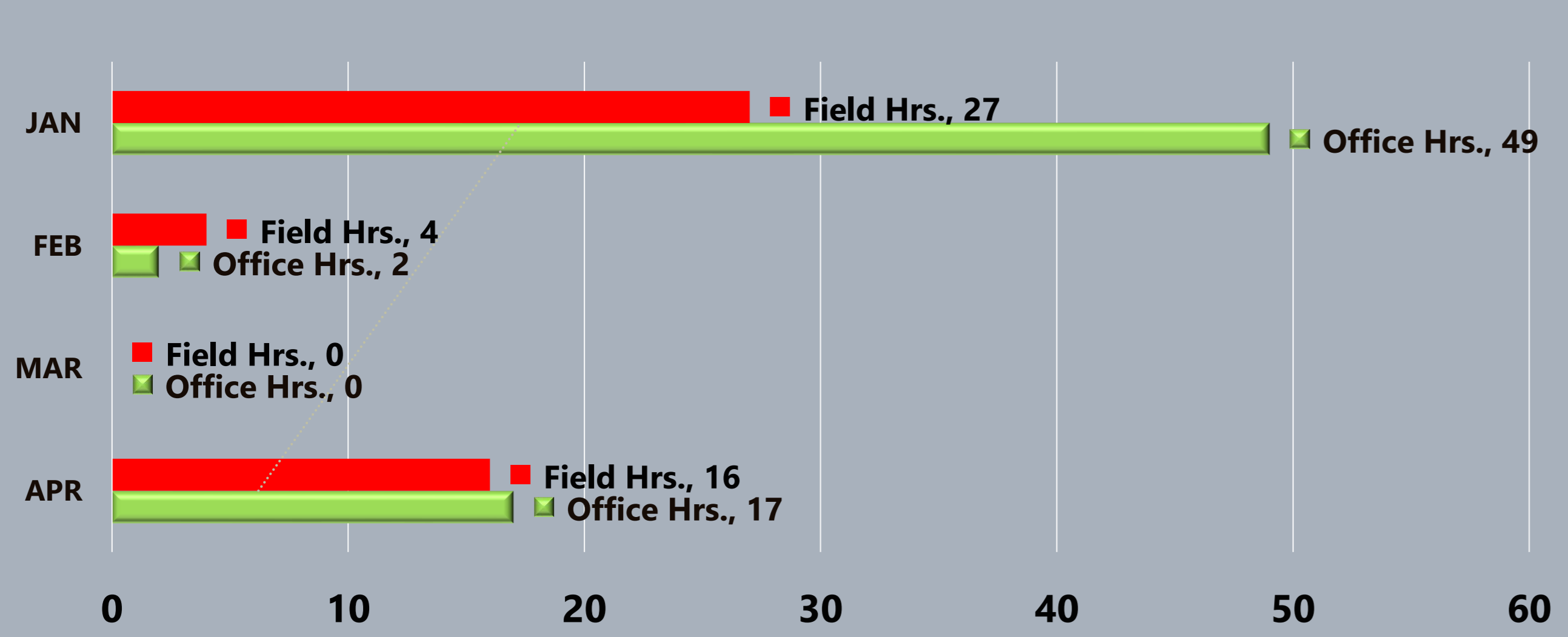
### INVESTIGATIONS BY TYPE



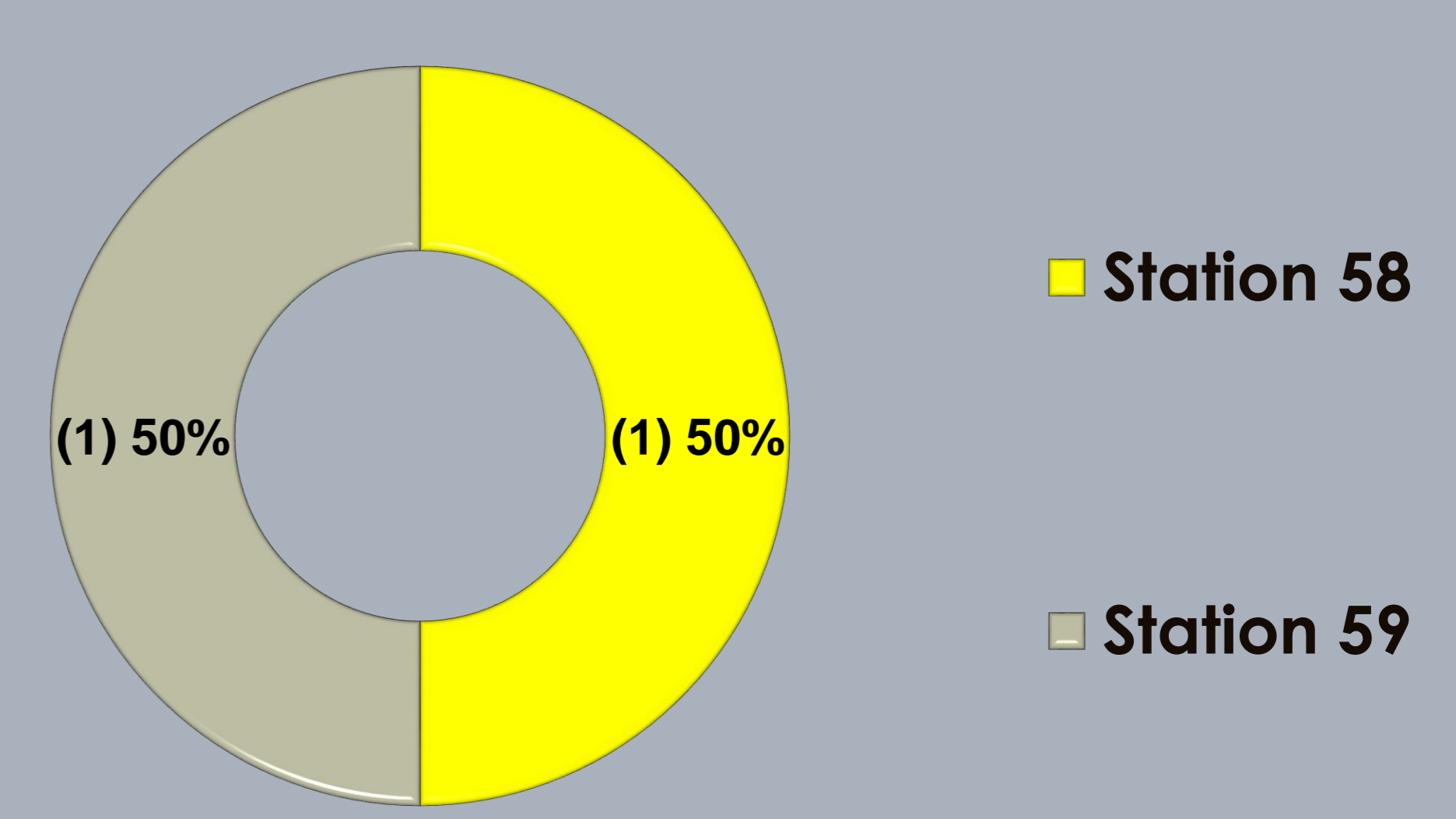
### INVESTIGATION COUNT PER MONTH



### INVESTIGATION HOURS PER MONTH



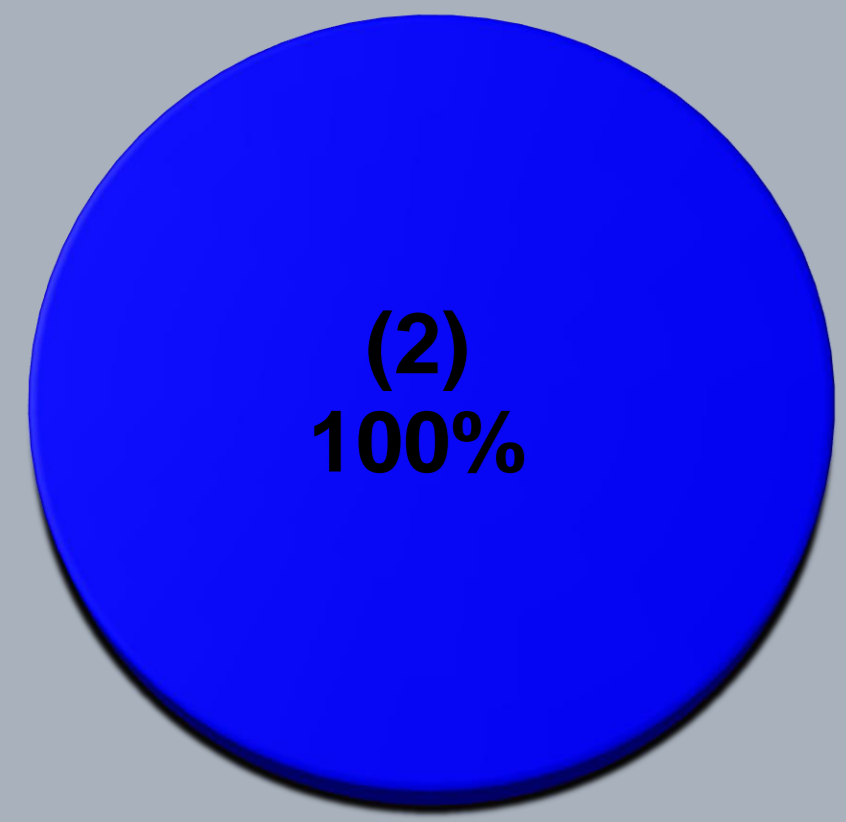
### % OF INVESTIGATIONS BY 1<sup>ST</sup> IN STATION





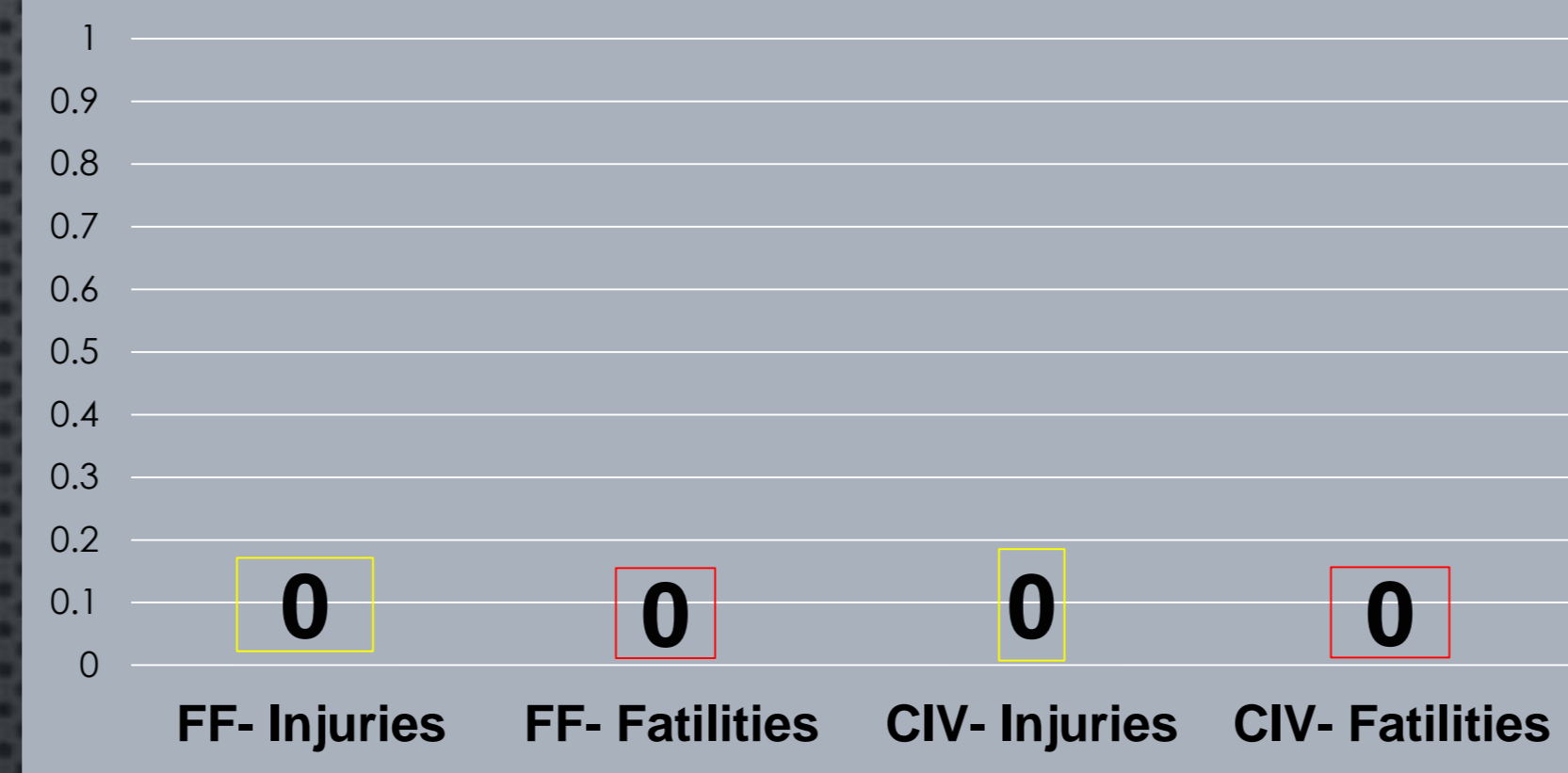
# Fire Investigation Statistics for April 2022

## STATUS OF INVESTIGATIONS



- Open
- Closed
- Criminal

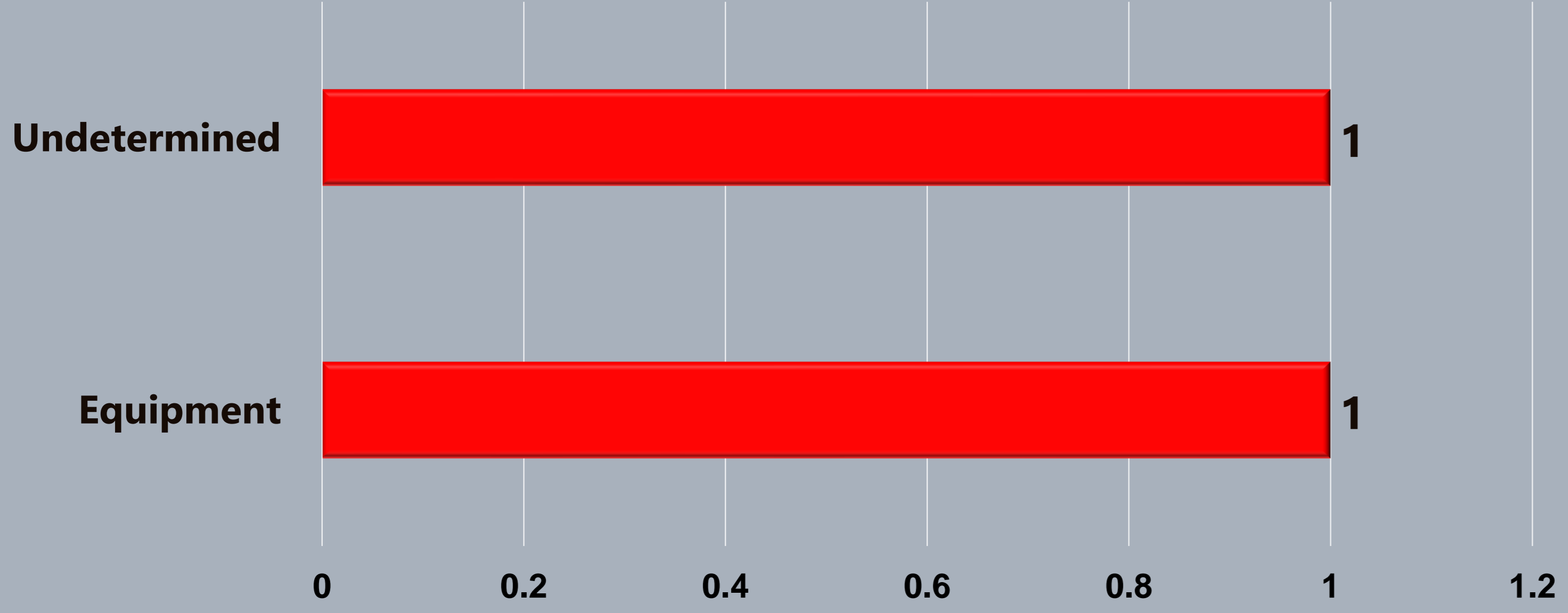
## INJURIES / FATALITIES



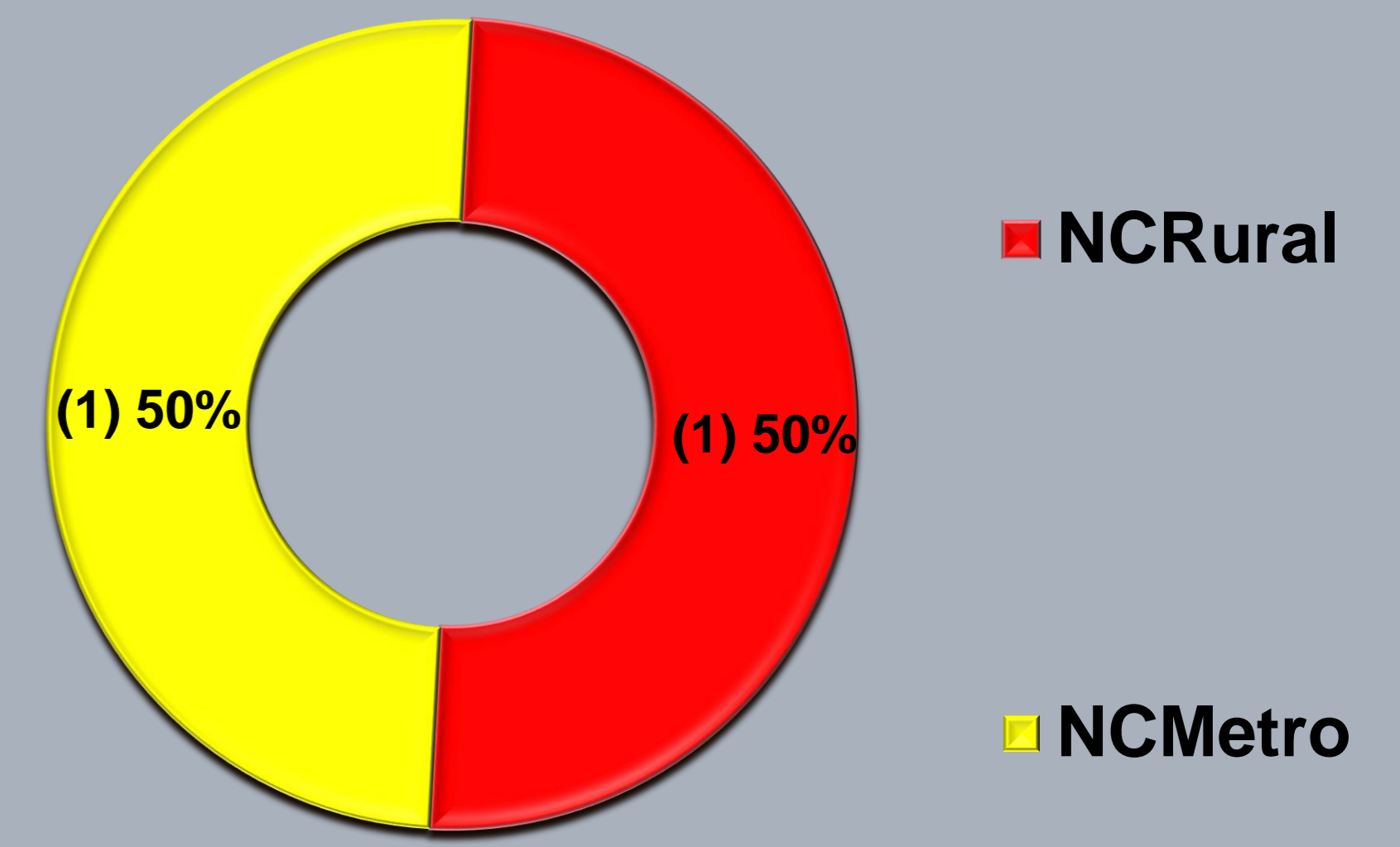
## TOTAL DOLLAR LOSS – PER MONTH



## INVESTIGATION CLASSIFICATIONS



## INVESTIGATIONS BY ZONES





# NORTH CENTRAL FIRE PROTECTION DISTRICT

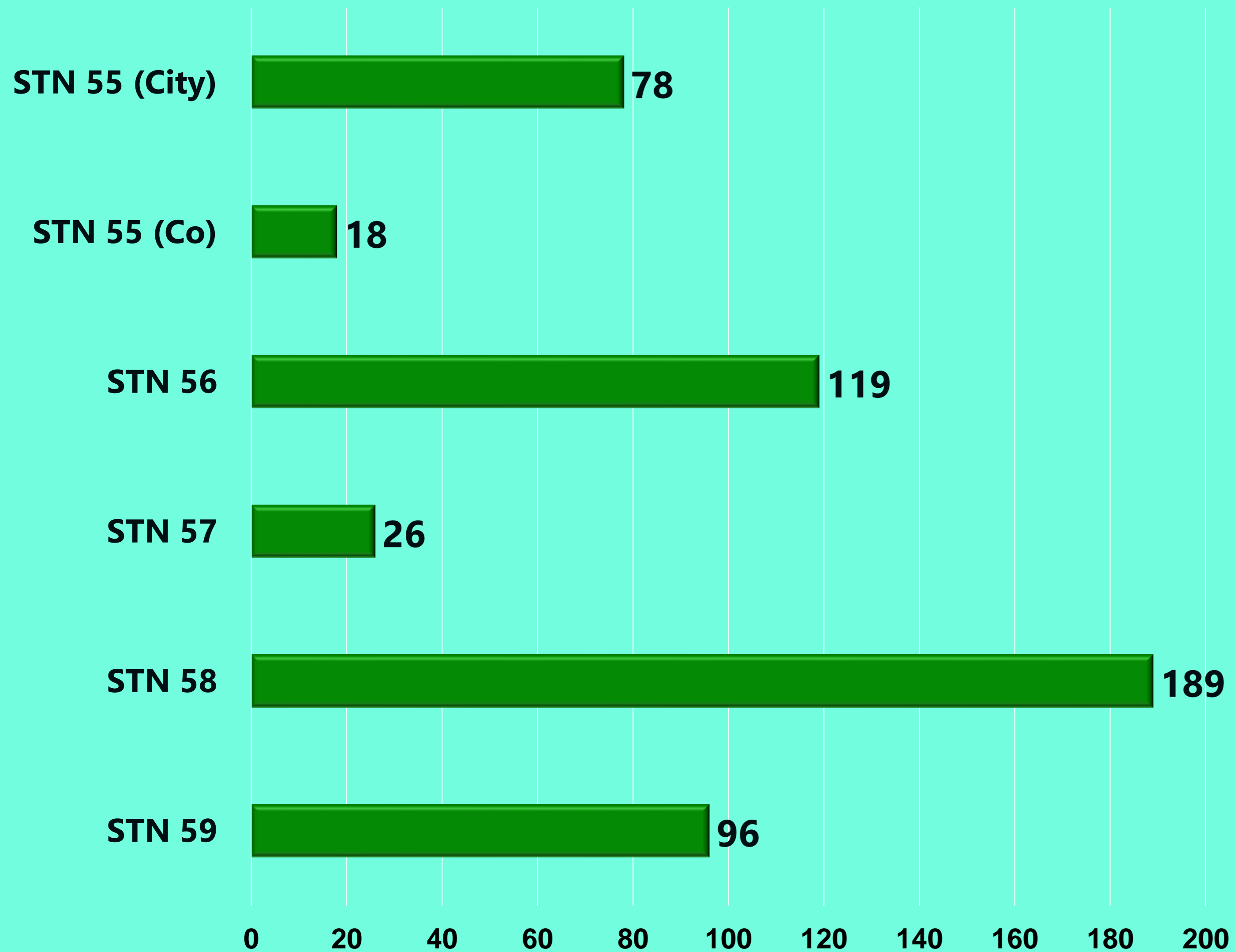
Fire Chief: Timothy V. Henry, CFO, EFO

Fire Investigations							
TYPE OF FIRE	DATE OF INCIDENT	LOCATION OF INCIDENT	ZONE	INVESTIGATION STATUS	INVESTIGATION CLASSIFICATION	COST RECOVERY	NOTES
Structure Fire	04/26/2022	5718 N Colonial Ave	NCMetro	Closed	Undetermined	No	House Fire (Garage)
Vehicle Fire	04/30/2022	8727 W Herndon Ave	NCRural	Closed	Equipment Failure	No	Equipment Failure
TOTAL: Fire Investigations							02



# Weed Abatement Parcels for 2022 Season

## WEED ABATEMENT PARCELS TO INSPECT PER STATION

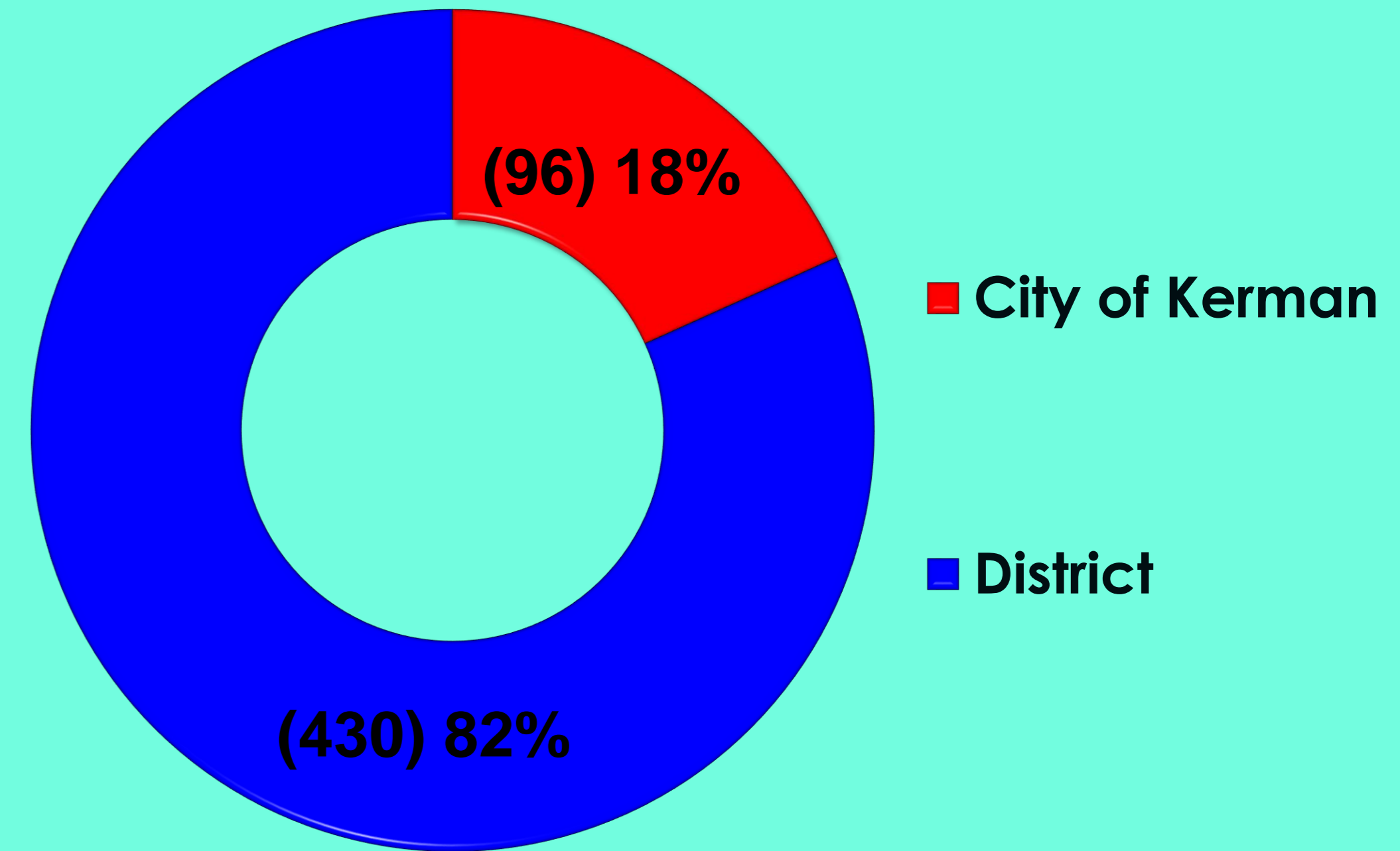


Total # of Parcels to Inspect

**526**

Engine Co. & FM  
Inspections  
May  
01<sup>st</sup> - 13<sup>th</sup>

## LOCATIONS OF PARCELS



# Fire Prevention Division

## Statistics for April 2022

- Plans Submitted & Review
- New Construction Inspections
- Annual & Bi-Annual Inspections

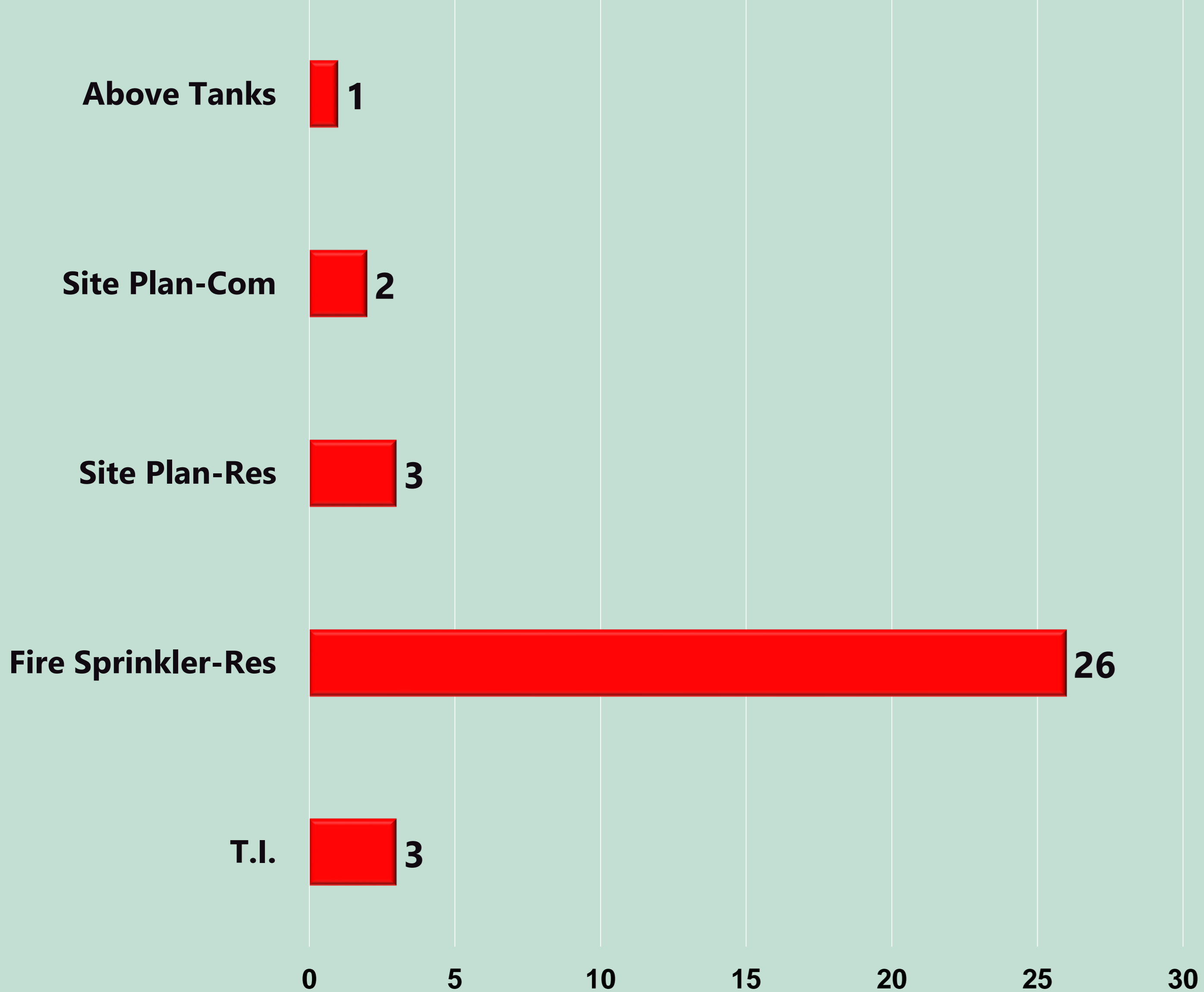




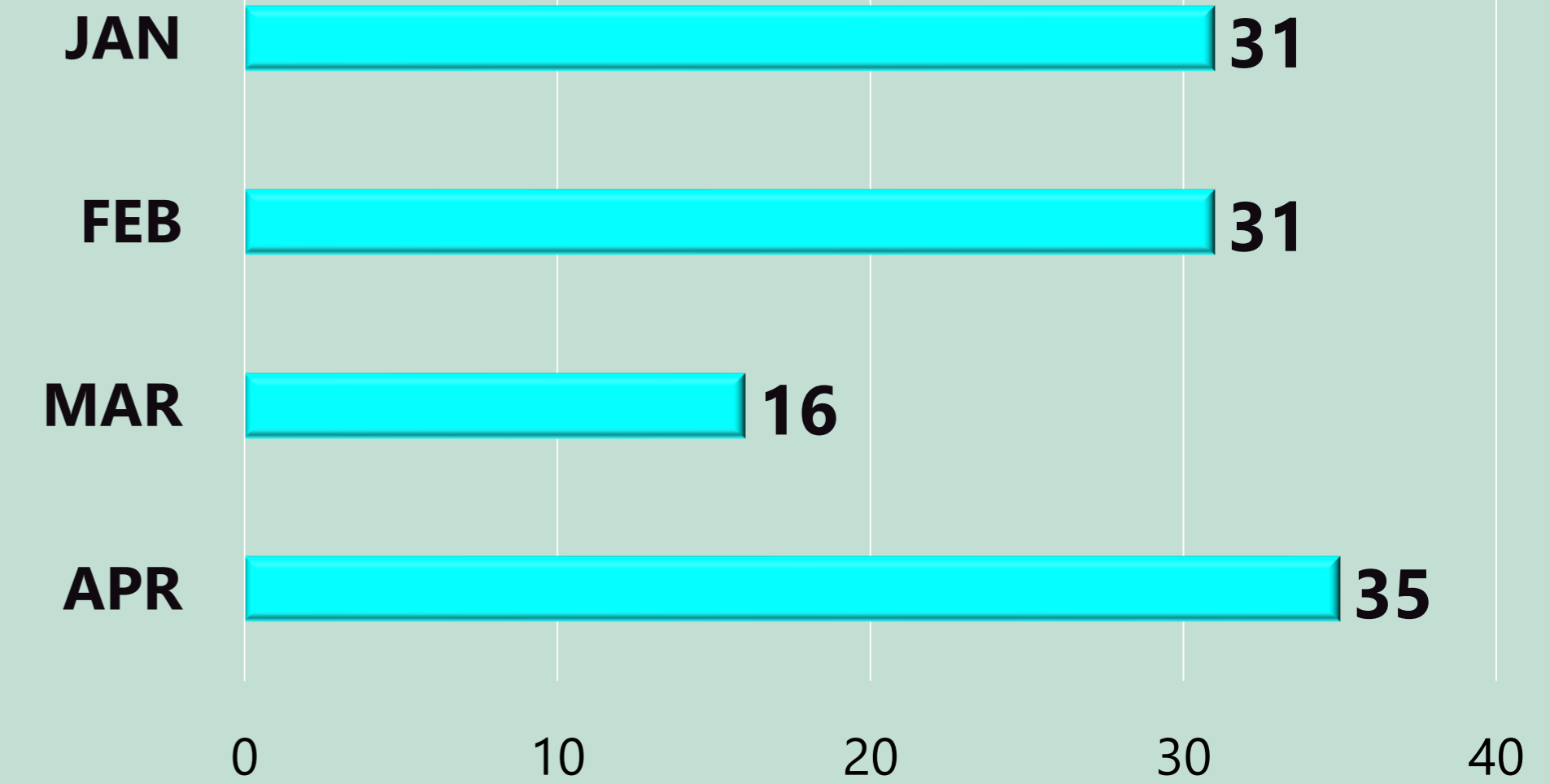


# Plan Submitted for Review Statistics for April 2022

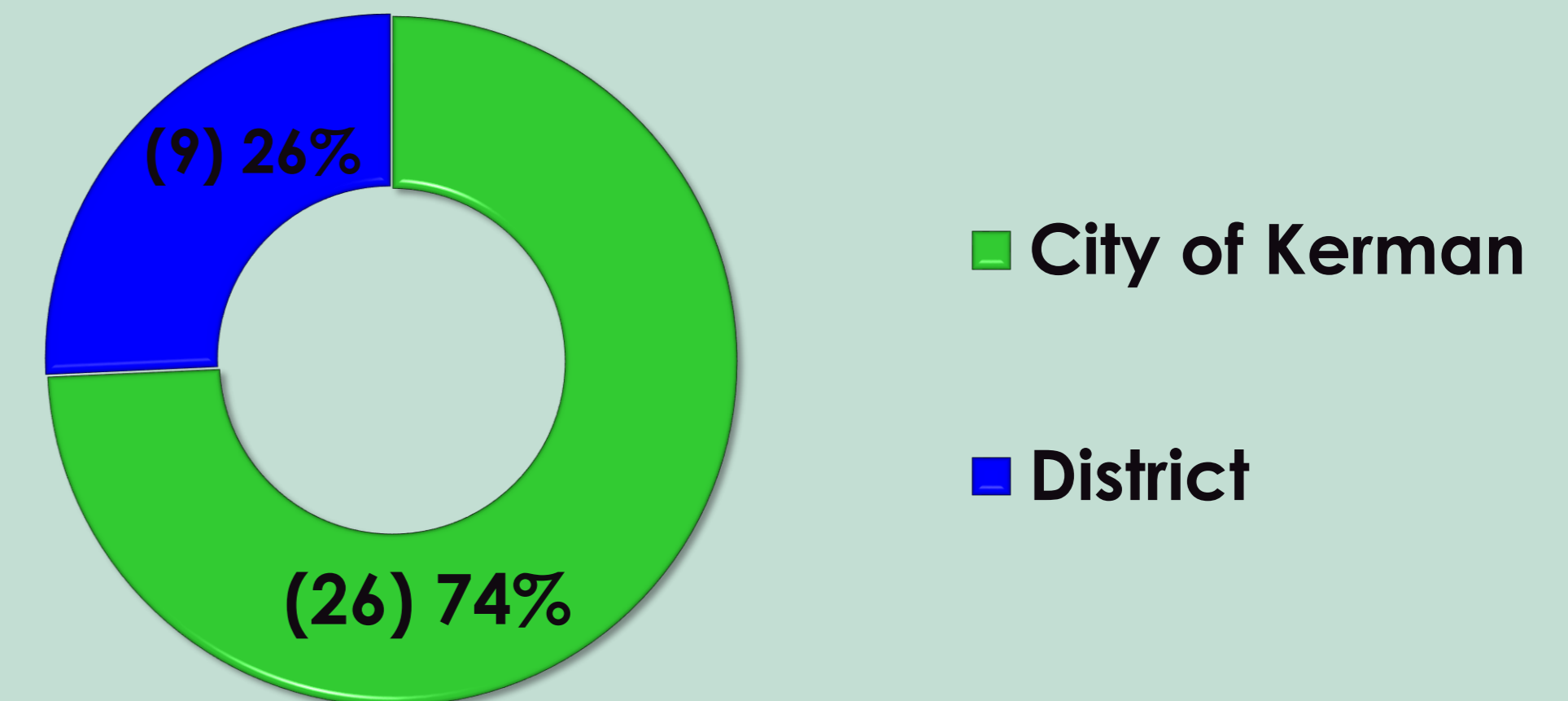
## PLANS BY TYPE



## TOTAL # PLANS SUBMITTED FOR REVIEW PER MONTH

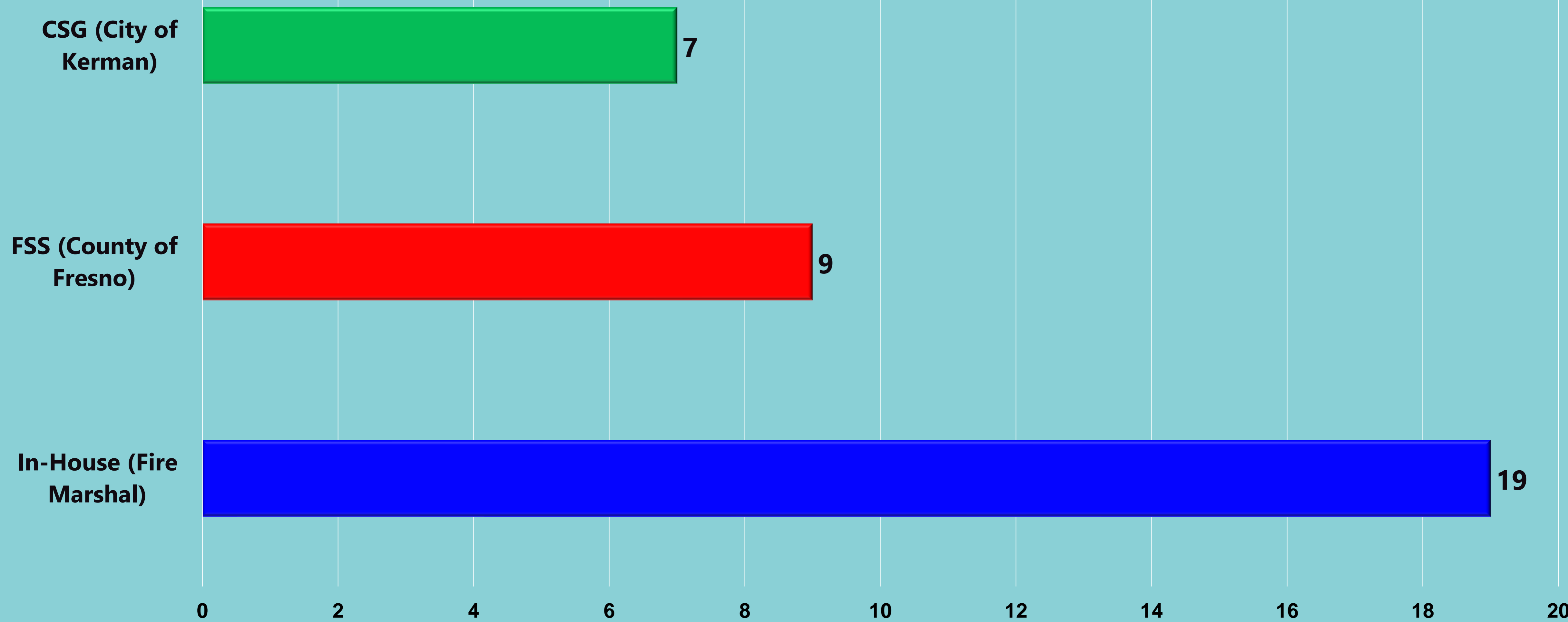


## LOCATIONS OF PROJECTS (PLANS)





# Plan Reviewed By Statistics for April 2022



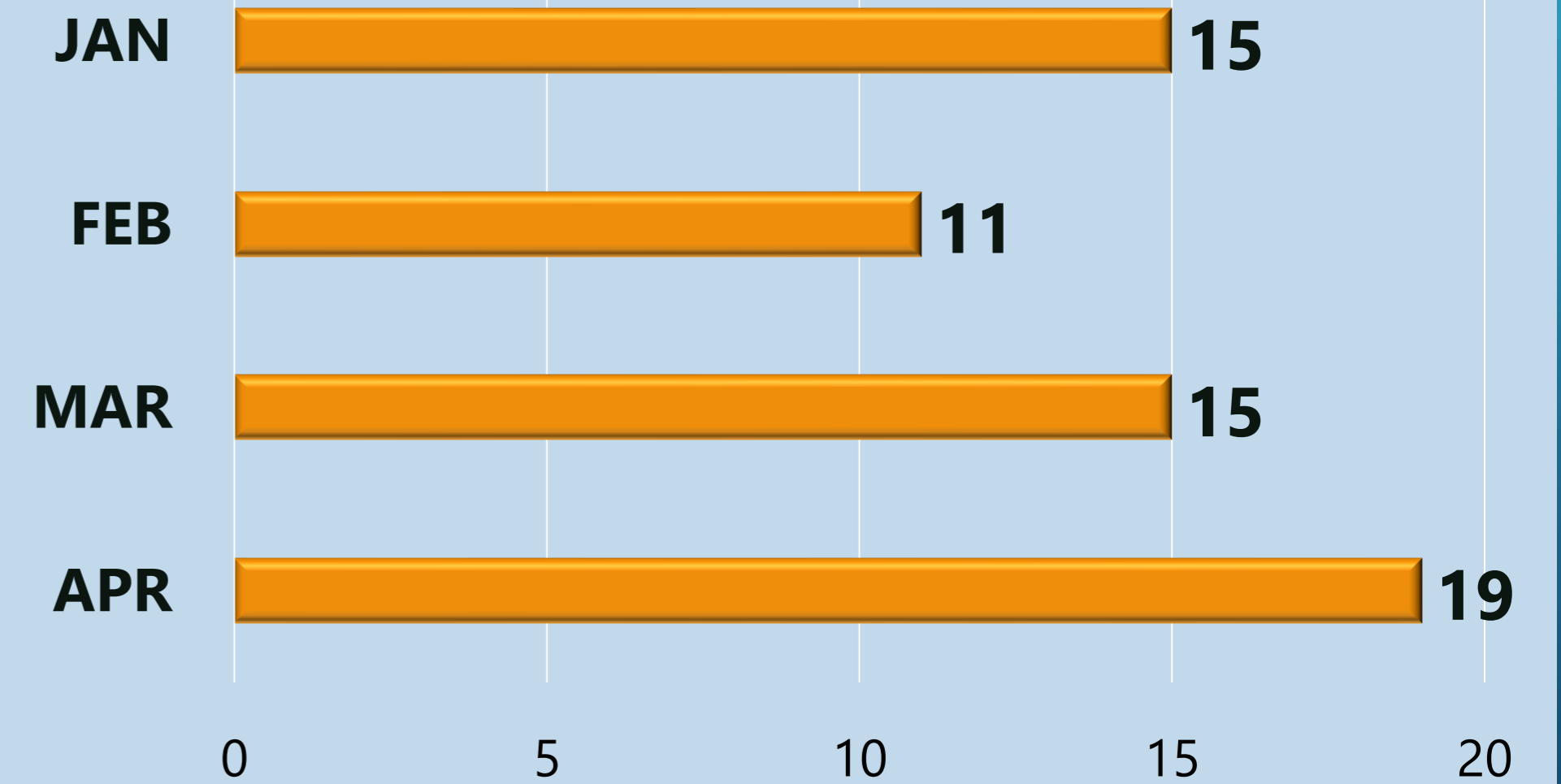


# New Construction Inspections for April 2022

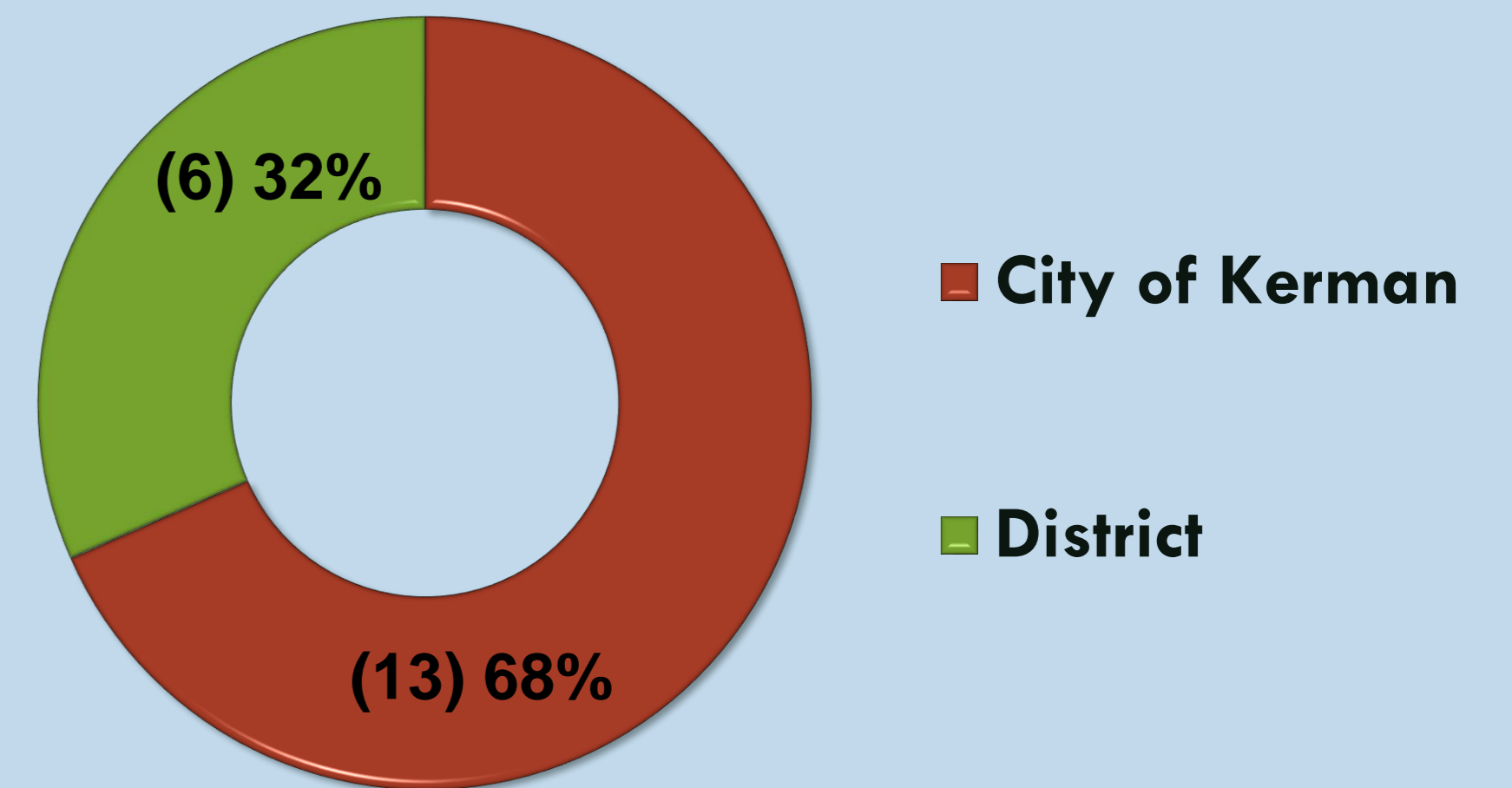
## NEW CONSTRUCTION INSPECTIONS BY TYPE



## NEW CONSTRUCTION INSPECTIONS COMPLETED PER MONTH



## NEW CONSTRUCTION INSPECTIONS LOCATIONS





**NORTH CENTRAL FIRE PROTECTION DISTRICT**

**Fire Chief:** Timothy V. Henry, CFO, EFO

**New Construction Inspections (Residential)**

NAME OF BUSINESS / APPLICANT	ADDRESS	DATE	INSPECTOR	RESULT	OCCUPANCY TYPE	SQUARE FOOTAGE	NOTES
Jimmy & Suzanne Heskett	3790 W Buena Vista AVE Fresno, CA 93711	04/19/2022	Mavrikis, George	Final (CNST INSP)	R - Single Family Residence (Fire Sprinklered NFPA13D)	6450	
Nong Kim Lee Home Remodel	9361 W Dakota AVE Fresno, CA 93723	04/21/2022	Mavrikis, George	Pending (CNST INSP)	Reserve	0	Water Tank Storage
Grewal Residence	4292 N Vineland AVE Kerman, CA 93630	04/27/2022	Mavrikis, George	Final (CNST INSP)	R - Single Family Residence (Fire Sprinklered NFPA13D)	600	Final
Alexanian Residence	4468 W Vandergrift AVE Fresno, CA 93711	04/29/2022	Mavrikis, George	Final (CNST INSP)	R - Single Family Residence (Fire Sprinklered NFPA13D)	400	Shop building final

**TOTAL New Construction Inspections (Residential): 04**



# NORTH CENTRAL FIRE PROTECTION DISTRICT

**Fire Chief:** Timothy V. Henry, CFO, EFO

<b>Fire Sprinkler System NFPA13 (Commercial)</b>							
<b>NAME OF BUSINESS / APPLICANT</b>	<b>ADDRESS</b>	<b>DATE</b>	<b>INSPECTOR</b>	<b>RESULT</b>	<b>OCCUPANCY TYPE</b>	<b>SQUARE FOOTAGE</b>	<b>NOTES</b>
PROPOSED STAR MOTEL	566 S Madera AVE Kerman, CA 93630	04/19/2022	Mavrikis, George	Pending (CNST INSP)	R Occupancies (Hotels, Apartments, Day Cares) State Mandate	4980	
<b>TOTAL NFPA13 Inspections:</b>						<b>01</b>	



# NORTH CENTRAL FIRE PROTECTION DISTRICT

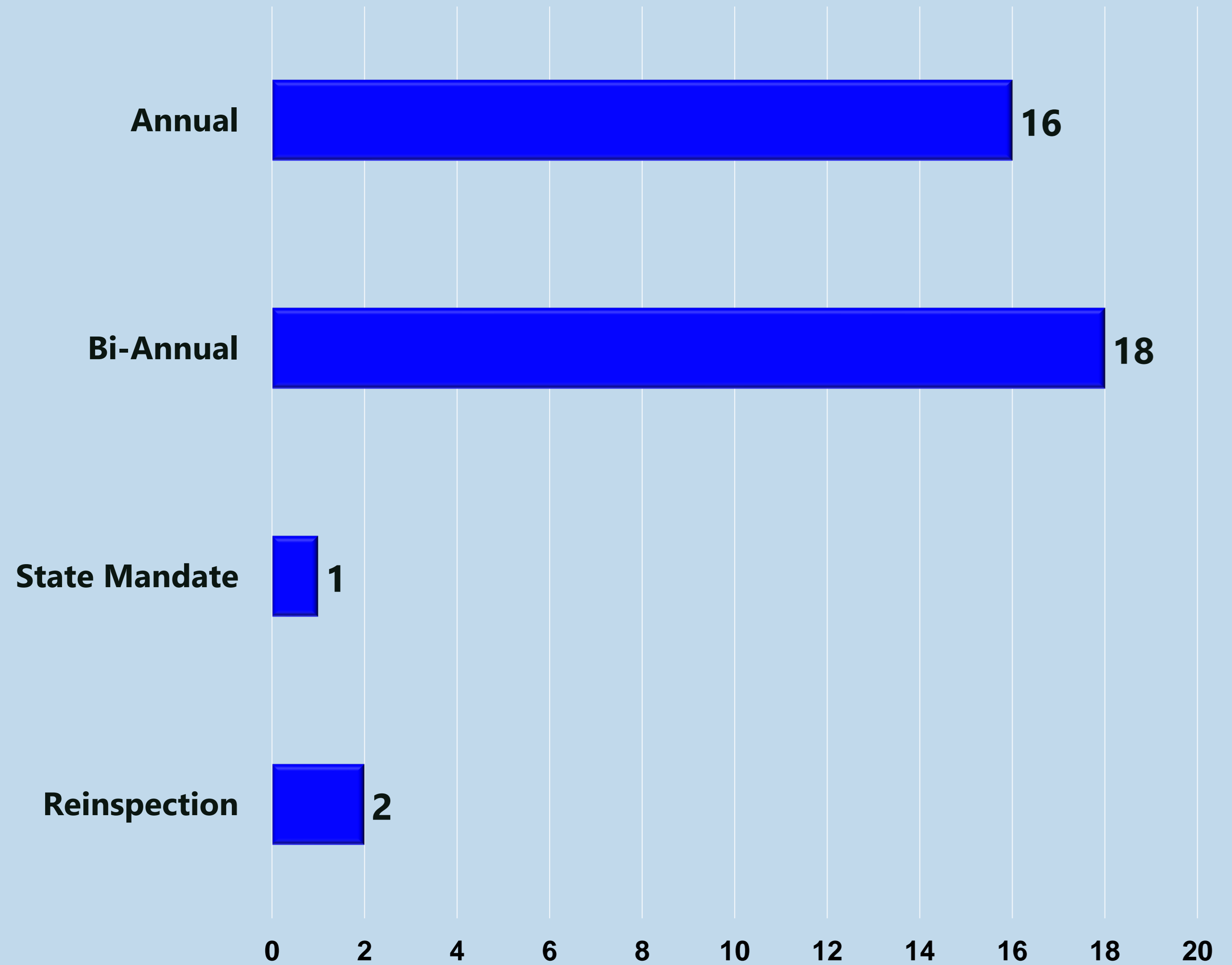
Fire Chief: Timothy V. Henry, CFO, EFO

Fire Sprinkler System NFPA13D (Residential)							
NAME OF BUSINESS / APPLICANT	ADDRESS	DATE	INSPECTOR	RESULT	OCCUPANCY TYPE	SQUARE FOOTAGE	NOTES
2315 W DOVEWOOD AVE	2315 w DOVEWOOD LN Fresno, CA 93711	04/05/2022	Mavrikis, George	Pending (CNST INSP)	R - Single Family Residence (Fire Sprinklered NFPA13D)	1082	
Century Communities - Crossings II (Lot 15)	183 S Karen AVE Kerman, CA 93630	04/07/2022	Mavrikis, George	Pending (CNST INSP)	R - Single Family Residence (Fire Sprinklered NFPA13D)	1697	
Century Communities - Crossings II (Lot 14)	193 S Karen AVE Kerman, CA 93630	04/07/2022	Mavrikis, George	Pending (CNST INSP)	R - Single Family Residence (Fire Sprinklered NFPA13D)	2217	
Single Family Residence	15898 W Regal AVE Kerman, CA 93630	04/07/2022	Mavrikis, George	Pending (CNST INSP)	R - Single Family Residence (Fire Sprinklered NFPA13D)	1082	
Single Family Residence	15910 W Regal AVE Kerman, CA 93630	04/07/2022	Mavrikis, George	Pending (CNST INSP)	R - Single Family Residence (Fire Sprinklered NFPA13D)	1697	
Single Family Residence	15918 W Regal AVE Kerman, CA 93630	04/07/2022	Mavrikis, George	Pending (CNST INSP)	R - Single Family Residence (Fire Sprinklered NFPA13D)	1697	
Cheema Residence	5546 N Van Ness AVE Fresno, CA 93723	04/19/2022	Mavrikis, George	Pending (CNST INSP)	R - Single Family Residence (Fire Sprinklered NFPA13D)	2217	
Villa Sorano-Crown Home	15805 W Crimson AVE Kerman, CA 93630 Lot #06	04/19/2022	Mavrikis, George	Pending (CNST INSP)	R - Single Family Residence (Fire Sprinklered NFPA13D)	2217	
FIRE DAMAGE REPAIR	14564 W EL MAR AVE KERMAN, CA 93630	04/21/2022	Mavrikis, George	Pending (CNST INSP)	R - Single Family Residence (Fire Sprinklered NFPA13D)	2217	
Century Communities - Crossings II (Lot 16)	173 S Karen AVE Kerman, CA 93630	04/27/2022	Mavrikis, George	Pending (CNST INSP)	R - Single Family Residence (Fire Sprinklered NFPA13D)	2217	
Single Family Residence	163 S Karen AVE Kerman, CA 93630	04/27/2022	Mavrikis, George	Pending (CNST INSP)	R - Single Family Residence (Fire Sprinklered NFPA13D)	2033	
Century Communities - Crossings II (Lot 104)	246 Burgundy AVE Kerman, CA 93630	04/27/2022	Mavrikis, George	Pending (CNST INSP)	R - Single Family Residence (Fire Sprinklered NFPA13D)	2217	
Century Communities - Crossings II (Lot 103)	236 Burgundy AVE Kerman, CA 93630	04/27/2022	Mavrikis, George	Pending (CNST INSP)	R - Single Family Residence (Fire Sprinklered NFPA13D)	2033	
<b>TOTAL NFPA13D Inspections:</b>						<b>13</b>	

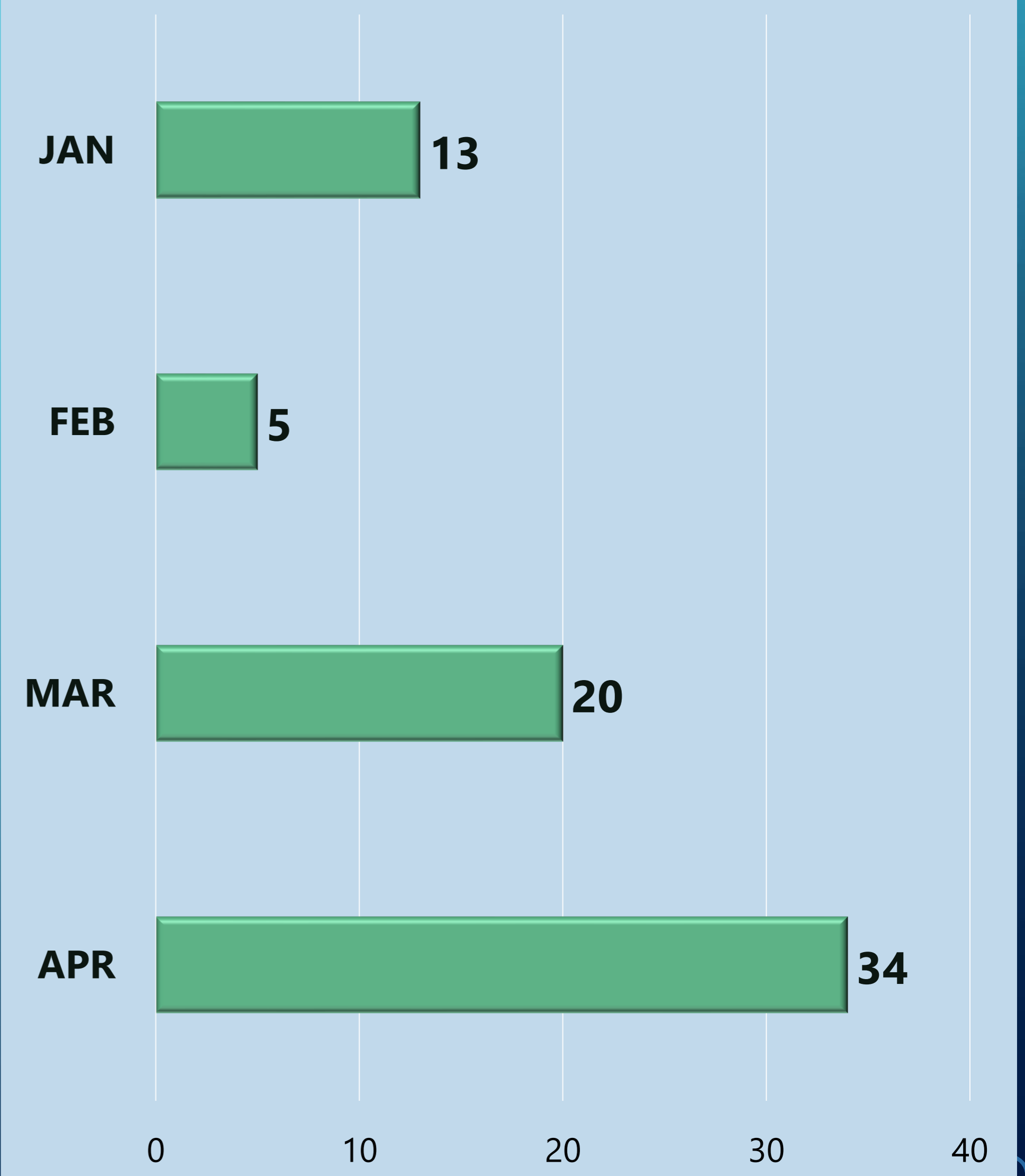


# Annual & Bi-Annual Inspections for April 2022

## ANNUAL & BI-ANNUAL INSPECTIONS BY CATEGORY



## ANNUAL & BI-ANNUAL INSPECTIONS COMPLETED PER MONTH



# Public Educations Statistics for April 2022

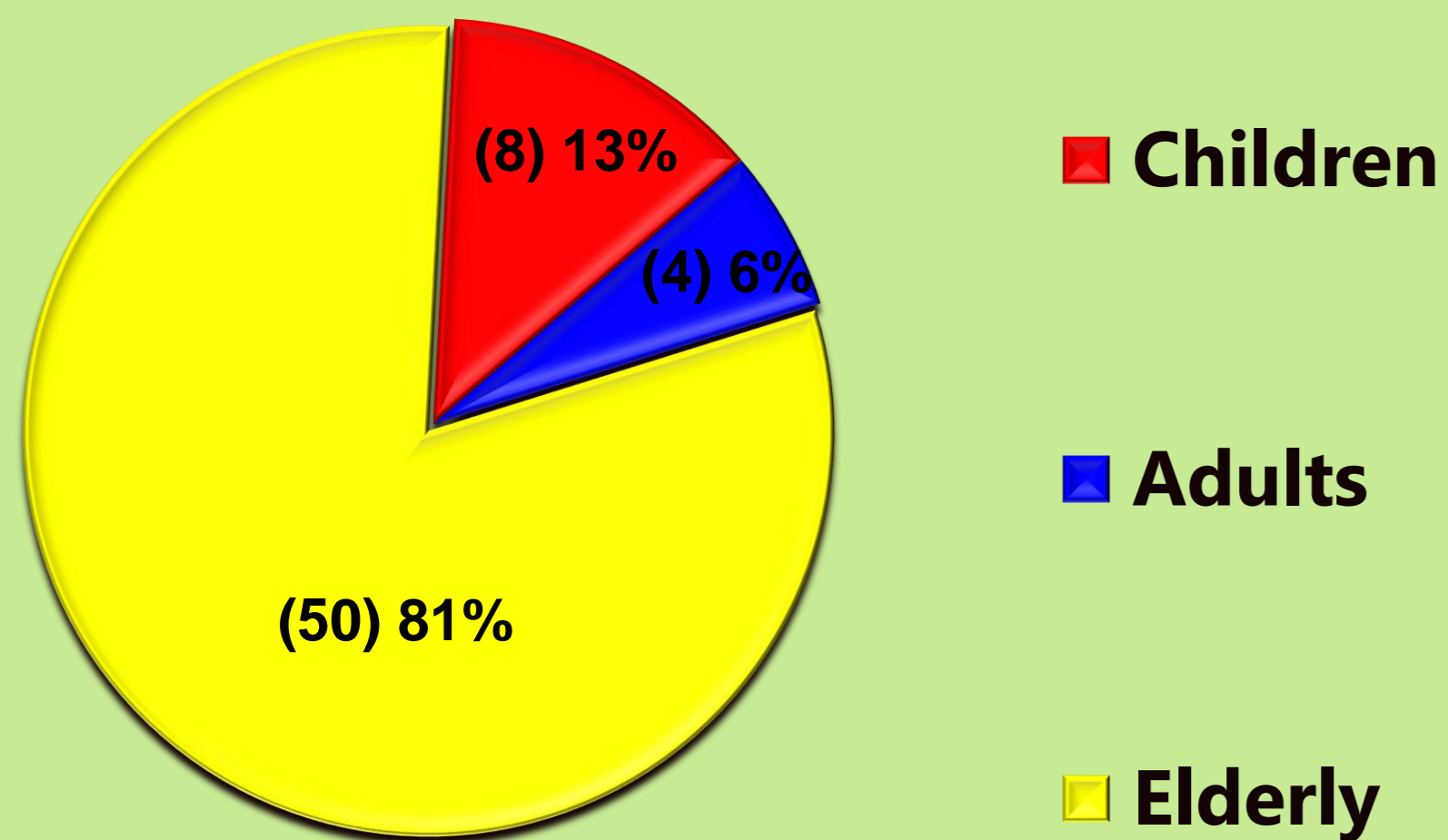




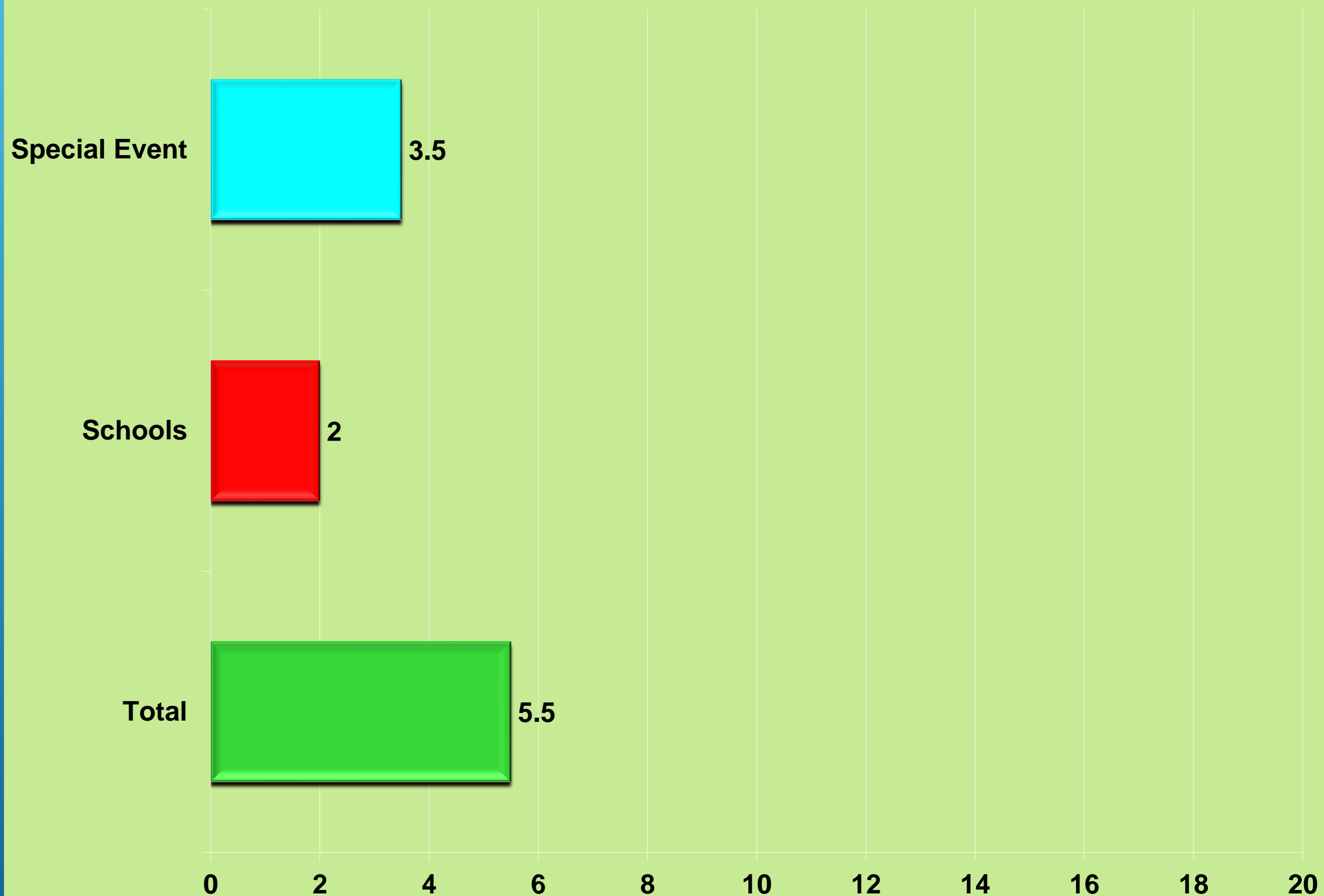


# Public Education Statistics for April 2022

## Attendance by Age Group



## Total Number of Hours Spent in the Community



## Public / Special Education Events

- Senior Prom (ENG 55)  
(Kerman Senior Center)
- Home School Fire Safety (FM55)