



NORTH CENTRAL FIRE
PROTECTION DISTRICT

REGULAR BOARD MEETING PACKET

THURSDAY
MAY 20, 2021

5:30 P.M.

Public Documents

**NORTH CENTRAL FIRE PROTECTION DISTRICT
BOARD OF DIRECTORS
REGULAR BOARD MEETING
THURSDAY, MAY 20, 2021
5:30 P.M.
AGENDA**

Per Executive Order N-25-20, which allows local and state legislative bodies to hold meetings via teleconference and to make meetings accessible electronically,” this Regular Meeting will be held via conference call and can be accessed as follows:

Please call: 1- (669) 900-6833. Follow all prompts. To access the call, you will need to enter the meeting ID number 883 4443 1274 and passcode 905869. The public may participate in the meeting as otherwise permitted under the Brown Act by calling into this number.

- 1. CALL TO ORDER**
 - A) Roll Call

- 2. INVOCATION**

- 3. PUBLIC COMMENTS**

- 4. CONSENT AGENDA**
 - A) Consideration and Approval of Disbursements List for April 2021
 - B) Review and Acceptance of Monthly Financial Reports
 - 1) Fresno County: Cash Balances – All Funds
 - 2) Budget Variance Report: YTD Expenses Compared to Budget
 - 3) Revenue and Reimbursement Report
 - 4) PG & E Report

- 5. APPROVAL OF MINUTES**
 - A) Minutes of the Regular Board Meeting of April 22, 2021.

- 6. FIRE CHIEF REPORT**
 - A) Fire Incident/Fire Prevention Reports for April

- 7. PUBLIC HEARING FOR WEED ABATEMENT AND LIST OF ABATEMENT NOTICES**
 - A) Action item – Conduct Public Hearing.
 - B) Review List of Notices

- 8. RESOLUTION NO. 21-05 – AMENDING THE 2020-2021 FINAL BUDGET**
 - A) Action item – Consider and adopt Resolution No. 21-05 amending the 2020-2021 final budget.

PUBLIC COMMENT: (Before Closed Session) For any member of the public that would like to make a comment on the Closed Session item(s)

9. CLOSED SESSION

CONFERENCE WITH LABOR NEGOTIATORS – Government Code section 54957.6

Agency designated representatives: Chief Tim Henry and outside negotiator Che Johnson Liebert Cassidy Whitmore

Employee organization: North Central Professional Firefighters Association

Unrepresented employee: All employees not represented by an association/bargaining unit

10. CITY OF FRESNO SERVICE AGREEMENT

A) Action item – City of Fresno Service Agreement Proposal: Determine if the District Board wants to continue with the City of Fresno Service Agreement or make notification that all renegotiation efforts are complete, so that both parties have sufficient time to complete a transition of Services as defined in Section 2 of the current agreement.

11. BOARD MEMBER COMMENTS/REPORTS

A) Report from Ad Hoc Committee(s)

12. ANNOUNCEMENTS

A) Regular Board Meeting: Thursday, May 20, 2021, at 5:30 p.m.

13. ADJOURNMENT

PUBLIC COMMENTS AND INQUIRIES

At a Board meeting, those who wish to be heard on matters on the agenda should indicate their desire to speak when the item is ready for discussion. If, at the meeting, you wish to discuss an item, which is not on the agenda, you may indicate your desire to do so under "Public Comments". In order to allow time for all public comments and inquiries, the time for individual comments may, at the discretion of the Chairman of the Board, be limited to five minutes. If you wish to request time on an upcoming Board Agenda to present a particular item or matter to the Board, you may contact the District by 5:00 p.m. seven business days prior to the scheduled Board meeting to so request. If the matter is within the Board's jurisdiction, and the Board has not taken action or considered the item at a recent meeting, the District may place the item on the agenda. When addressing the Board, you are requested to come forward to the speaker's podium, state your name and address, and then proceed with your presentation.

In compliance with the Americans with Disabilities Act (ADA), if you need special assistance to participate at this meeting, please contact the District at 559-275-5531. Notification provided a minimum of 48 hours prior to the meeting will enable the District to make reasonable arrangements to ensure accessibility to this meeting. Pursuant to the ADA, the meeting room is accessible to the physically disabled.

**NORTH CENTRAL FIRE PROTECTION DISTRICT
DISBURSEMENT JOURNAL
APRIL 1, 2021 - APRIL 30, 2021
MAY 3, 2021**

CK#	VENDOR	DESCRIPTION	DATE	TOTAL AMOUNT
5843	Fire Apparatus Solutions	Apparatus Repair	04/02/21	5,901.19
5844	Employee Reimbursement	Training	04/02/21	510.00
5845	Atlanta Drone Group Inc.	Permit fees	04/06/21	1,997.00
	Quickbooks Payroll Service	Employee Payroll	04/14/21	131,568.72
	Ck #5846	Employee Payroll	04/15/21	1,617.18
5847	AllStar Fire Equipment, Inc	Purchase fire hose	04/15/21	11,870.36
5848	Employee Reimbursement	Uniform allowance	04/15/21	214.00
5849	Aramark	Linen service	04/15/21	185.20
5850	ARBA	Group life insurance	04/15/21	157.91
5851	AT&T	Phone & long distance service	04/15/21	50.25
5852	Baker Manock & Jensen	Legal services	04/15/21	427.23
5853	Biola CSD	Utilities	04/15/21	219.05
5854	Employee Payroll Liabilities	Child support	04/15/21	435.00
5855	Employee Payroll Liabilities	Child support	04/15/21	100.50
5856	CCP Industries Inc.	Station supplies	04/15/21	1,012.81
5857	Christine L. Boozer	Training consultant	04/15/21	3,400.00
5858	City of Kerman	Utilities	04/15/21	543.06
5859	Clyde Lansing	Consultant services	04/15/21	2,000.00
5860	Comcast Business	Internet and phone services	04/15/21	1,616.04
5861	Consolidated Service	Repair ducting and A/C unit in server room	04/15/21	6,437.50
5862	Cook's	Station radios (2)	04/15/21	18,780.44
5863	Costco Membership	Membership dues	04/15/21	128.00
5864	CrewSense	Annual scheduling software renewal	04/15/21	5,370.00
5865	CSG Consultants, Inc.	Inspections & plan review services	04/15/21	3,680.00
5866	Employee Reimbursement	Uniform allowance	04/15/21	511.00
5867	FDAC EBA	Group plan health insurance	04/15/21	60,500.66
5868	Fire Safety Solutions	Plan review services	04/15/21	2,632.50
5869	John Hancock USA	457 plan contributions	04/15/21	3,334.80
5870	JS Auto Sales & Towing	Cars used for training	04/15/21	150.00
5871	Board Member Reimbursement	Board member health insurance	04/15/21	799.00
5872	L.N. Curtis	Turnout & apparatus equipment	04/15/21	48,275.97
5873	Employee Reimbursement	Training	04/15/21	490.00
5874	Loperena Antenna	Owens Mountain antenna site lease	04/15/21	1,649.00
5875	Mac's Equipment	Apparatus parts for repairs	04/15/21	39.04

**NORTH CENTRAL FIRE PROTECTION DISTRICT
DISBURSEMENT JOURNAL
APRIL 1, 2021 - APRIL 30, 2021
MAY 3, 2021**

CK#	VENDOR	DESCRIPTION	DATE	TOTAL AMOUNT
5876	Board Member Reimbursement	Board member health insurance	04/15/21	901.00
5877	Mid Valley Disposal	Utilities	04/15/21	320.72
5878	Miller Mendel, Inc	Software data storage	04/15/21	13.20
5879	Office Depot	Office & station supplies	04/15/21	522.34
5880	Orkin	Pest control service	04/15/21	105.00
5881	PacWest	Abatement postcard mailing services	04/15/021	475.26
5882	PARS	Pension & 457 admin fees	04/16/21	2,952.25
5883	PG&E	Utilities	04/15/21	1,702.67
5884	Ray Morgan	Copier maintenance	04/15/21	62.90
5885	Real-Time	Computer maintenance	04/15/21	1,012.50
5886	Republic Services	Garbage service	04/15/21	120.79
5887	Robert V Jensen	Bulk fuel	04/15/21	3,362.64
5888	Rolinda Farm Supply	Parts for repairs	04/15/21	408.33
5889	Board Member Reimbursement	Board member health insurance	04/15/21	799.00
5890	Employee Reimbursement	Uniform allowance	04/15/21	523.00
5891	Employee Reimbursement	Station repairs	04/15/21	688.12
5892	Sebastian	Phone service	04/15/21	173.93
5893	Sierra HR Partners, Inc	HR consultant	04/15/21	525.00
5894	Sierra Lock & Glass	Keys cut, & repair locksets	04/15/21	932.90
5895	Slumberger Lumber	Materials and supplies for station maint.	04/15/21	7,126.37
5896	Sparkletts	Water delivery service	04/15/21	577.17
5897	Employee Reimbursement	Training	04/15/21	207.00
5898	Trust-All Roofing	Repairs to leaking roof	04/15/21	1,875.00
5899	U.S. Bank PARS	Pension plan contributions	04/15/21	41,459.04
5900	Unitedhealthcare Insurance Co.	Prior board member insurance	04/15/21	375.25
5901	Valley Farms Supply	Station maintenance	04/15/21	1,767.02
5902	Employee Reimbursement	Computer supplies	04/27/21	160.45
	Quickbooks Payroll Service	Board Payroll	04/29/21	306.09
	Quickbooks Payroll Service	Employee Payroll	04/29/21	134,037.63
5903	1 Stop Electric	Electrical repairs at District stations	04/29/21	12,200.20
5904	Aramark	Linen service	04/29/21	149.34
5905	ASI	Dental/Vision plan funding	04/29/21	2,860.00
5906	Barrios Enterprise	Portable toilet service	04/29/21	100.00
5907	Better Flooring	Station maintaince	04/29/21	3,108.87

**NORTH CENTRAL FIRE PROTECTION DISTRICT
DISBURSEMENT JOURNAL
APRIL 1, 2021 - APRIL 30, 2021
MAY 3, 2021**

CK#	VENDOR	DESCRIPTION	DATE	TOTAL AMOUNT
5908	Biola CSD	Utilites	04/29/21	222.83
5909	Employee Payroll Liabilities	Child support	04/29/21	435.00
5910	Employee Payroll Liabilities	Child support	04/29/21	100.50
5911	Cook's	Radio repair	04/29/21	300.05
5912	Co. of Fresno Auditor/Controller	April 2021 - POB	04/29/21	28,614.37
5913	CSG Consultants, Inc.	Inspections & plan review services	04/29/21	690.00
5914	Faustino Lopez	Gardening service	04/29/21	300.00
5915	Fresno Apparatus Solutions	Apparatus Repair	04/29/21	6,621.55
5916	Fresno County Fire Protection	Magnet signs for engines	04/29/21	308.34
5917	John Hancock USA	457 plan contributions	04/29/21	3,486.94
5918	Employee Reimbursement	Flex spending account	04/29/21	3,536.20
5919	Employee Reimbursement	Training supplies	04/29/21	53.83
5920	L.N. Curtis	Turnout & aprpratus equipment	04/29/21	1,356.53
5921	Liebert Cassidy Whitmore	Legal services	04/29/21	1,216.00
5922	Office Depot	Office & station supplies	04/29/21	160.06
5923	PG&E	Utilities	04/29/21	1,193.55
5924	Quinn Power Systems	Downpayment for station generators	04/29/21	6,575.80
5925	Robert V Jensen	Bulk fuel	04/29/21	2,799.92
5926	Employee Reimbursement	Station maintenance	04/29/21	680.64
5927	Standard Insurance Company	Life & LTD Insurance	04/29/21	1,798.00
5928	U.S Bank Cal Card	Station supplies & maint., bank charges, office supplies, apparatus maint., food, computer maint., training, apparatus equip., weed abatement.	04/29/21	11,464.04
5929	U.S Bank Pars	Pension plan contributions	04/29/21	41,793.19
5930	US Bank Voyager Fleet Card	Voyager Card fuel purchases	04/29/21	1,147.35
5931	Verizon	Toughbooks data plan	04/29/21	760.20
5932	Verizon Wireless	Cell phones - operations	04/29/21	4.52
5933	Verizon Wireless Office	Cell phones - admin staff	04/29/21	635.66
Total				654,769.46

Board action: To approve disbursements from West America general account as presented for the total amount of \$ 654,769.46

NORTH CENTRAL FIRE PROTECTION DISTRICT
 COUNTY OF FRESNO
 CASH BALANCES AS OF APRIL 30, 2021

CASH BALANCES	GENERAL	EQUIPMENT	BUILDING FUND	EMS	SICK LEAVE	RESERVE FUND	RISK CONTINGENCY FUND	TOTAL OF ALL FUNDS
CO OF FRESNO CLASS #	10000	20000	41400	41410	41420	41430	41440	
Beg Balance 04/01/2021	3,397,349.69	1,409,482.70	340,984.00	1,216,368.76	34,479.81	341,964.19	119,754.03	6,860,383.18
Ending Balance 04/30/2021	6,272,606.12	1,409,929.76	349,694.79	1,655,022.08	34,490.75	342,072.67	119,792.02	10,183,608.19

**NORTH CENTRAL FIRE PROTECTION DISTRICT
SERVICES, SUPPLIES AND MAINTENANCE
BUDGET - TO - ACTUAL
JULY 2020 - JUNE 2021**

Services, Supplies and Maintenance	Fiscal Year 2020 - 2021 Budget	Activity thru 03/31/21	Apr-21	YTD Total	% of Budget Used	Budget Remaining	% of Budget Remaining
City of Fresno Metro Service Agreement	1,035,102	776,326.50	86,258.50	862,585.00	83%	172,517.00	17%
Pension Obligation Bonds	343,373	257,529.33	28,614.37	286,143.70	83%	57,229.30	17%
FCERA Payment Financing	417,751	417,514.65	0.00	417,514.65	100%	236.35	0%
Apparatus Financing Payment	49,161	49,160.54	0.00	49,160.54	100%	0.46	0%
Property, Auto & Liability Insurance	58,000	55,591.00	0.00	55,591.00	96%	2,409.00	4%
Turnouts and Masks	85,000	80,022.89	49,322.11	129,345.00	152%	(44,345.00)	-52%
Communications	100,000	60,594.33	6,111.14	66,705.47	67%	33,294.53	33%
Apparatus Maintenance	150,000	93,973.79	13,150.98	107,124.77	71%	42,875.23	29%
Station Equipment Maintenance	45,000	14,778.53	100.00	14,878.53	33%	30,121.47	67%
Computers & Office Equipment	75,000	30,459.44	7,377.26	37,836.70	50%	37,163.30	50%
Facility Maintenance	90,000	58,641.75	4,008.75	62,650.50	70%	27,349.50	30%
Station Supplies	40,000	24,100.26	3,527.41	27,627.67	69%	12,372.33	31%
Fuel	98,000	47,373.37	7,241.65	54,615.02	56%	43,384.98	44%
Utilities	50,000	44,040.65	2,075.28	46,115.93	92%	3,884.07	8%
Professional Services	100,000	114,189.60	6,430.92	120,620.52	121%	(20,620.52)	-21%
Membership Dues & Subscriptions	20,000	11,305.00	128.00	11,433.00	57%	8,567.00	43%
Travel Expenses	40,000	201.41	0.00	201.41	1%	39,798.59	99%
Training	90,000	105,968.22	15,742.39	121,710.61	135%	(31,710.61)	-35%
Office Supplies	20,000	7,722.55	990.60	8,713.15	44%	11,286.85	56%
Food	5,000	1,230.33	467.50	1,697.83	34%	3,302.17	66%
Fire Prevention	25,000	18,221.91	0.00	18,221.91	73%	6,778.09	27%
Apparatus Tools, Equipment & Hose	85,000	36,360.90	15,584.03	51,944.93	61%	33,055.07	39%
Extractors	30,000	0.00	0.00	0.00	0%	30,000.00	100%
Totals	3,051,387	2,305,306.95	247,130.89	2,552,437.84	84%	498,949.16	16%

10th month of fiscal year - average = 83.33%

**NORTH CENTRAL FIRE PROTECTION DISTRICT
WAGES, BENEFITS, POB AND FUND EXPENDITURES
BUDGET - TO - ACTUAL
JULY 2020 - JUNE 2021**

Wages, Benefits and POB	Fiscal Year 2020 - 2021 Budget	Activity thru 03/31/21	Apr-21	YTD Total	% of Budget Used	Budget Remaining	% of Budget Remaining
Current Board Wages and Benefits	61,805	43,090.60	4,848.86	47,939.46	78%	13,865.54	22%
Prior Board Member Benefits	4,710	3,758.25	418.25	4,176.50	89%	533.50	11%
Surviving Spouse Benefits	11,064	8,269.16	817.18	9,086.34	82%	1,977.66	18%
Employee Wages and Benefits	5,949,253	4,043,819.10	502,180.00	4,545,999.10	76%	1,403,253.90	24%
Total Wages, Benefits and POB	6,026,832	4,098,937.11	508,264.29	4,607,201.40	76%	1,419,630.60	24%
Fund Expenditures per Budget							
Weed Abatement	25,000	2,078.20	1,145.59	3,223.79	13%	21,776.21	87%
Parking Renovation Project - Station 55	50,000	47,900.95	0.00	47,900.95	96%	2,099.05	4%
Generators at Stations 57 & 58	20,000	28,857.22	0.00	28,857.22	144%	(8,857.22)	-44%
Maintenance at Station 59	250,000	33,118.98	33,937.07	67,056.05	27%	182,943.95	73%
VHF Station Radios	15,000	27,456.75	0.00	27,456.75	183%	(12,456.75)	-83%
Repairs to Paramedics Dorm - Station 58	50,000	0.00	0.00	0.00	0%	50,000.00	100%
BK Radios	20,000	0.00	0.00	0.00	0%	20,000.00	100%
Helmet Cams	8,000	0.00	0.00	0.00	0%	8,000.00	100%
Patio at Station 55	35,000	0.00	0.00	0.00	0%	35,000.00	100%
Training Tower	138,000	0.00	0.00	0.00	0%	138,000.00	100%
District Match on Grants	71,635	24,958.23	0.00	24,958.23	35%	46,676.77	65%
Miscellaneous Expenditures - Capital	10,000	6,456.73	0.00	6,456.73	65%	3,543.27	35%
Landscaping at Station 55	25,000	8,975.00	0.00	8,975.00	36%	16,025.00	64%
Station Signs	20,000	1,740.02	0.00	1,740.02	9%	18,259.98	91%
Canopy Covers	20,000	0.00	0.00	0.00	0%	20,000.00	100%
Furniture and Equipment for Classrooms	60,000	48,597.48	0.00	48,597.48	81%	11,402.52	19%
Overhead Door Replacement (2)	15,000	8,405.04	0.00	8,405.04	56%	6,594.96	44%
Miscellaneous Expenditures - Building	10,000	0.00	0.00	0.00	0%	10,000.00	100%
Total Fund Expenditures	842,635	238,544.60	35,082.66	273,627.26	32%	569,007.74	68%

NORTH CENTRAL FIRE PROTECTION DISTRICT
REVENUE AND REIMBURSEMENTS
BUDGET - TO - ACTUAL
JULY 2020 - JUNE 2021

Revenue	Fiscal Year 2020 - 2021 Budget	Activity thru 03/31/21	Apr-21	YTD Total	% of Budget Received	Over (Under) Estimate	%
Property Taxes	9,783,778	5,540,546.99	4,112,345.43	9,652,892.42	99%	(130,885.58)	-1%
Interest (County Investment Pool)	80,000	61,835.48	1,564.32	63,399.80	79%	(16,600.20)	-21%
Fees, Permits and Plan Checks	30,000	57,273.85	6,319.75	63,593.60	212%	33,593.60	112%
Ambulance Station Lease	17,388	8,694.00	4,347.00	13,041.00	75%	(4,347.00)	-25%
Tower Rental	30,126	22,482.00	0.00	22,482.00	75%	(7,644.00)	-25%
Weed Abatement Assessment	26,000	10,849.68	8,602.63	19,452.31	75%	(6,547.69)	-25%
Fresno City College ISA Training	15,000	4,810.05	17,899.00	22,709.05	151%	7,709.05	51%
Reimbursement for Priority One Calls	12,000	8,535.12	3,052.80	11,587.92	97%	(412.08)	-3%
Miscellaneous Income	1,500	1,033.47	155.94	1,189.41	79%	(310.59)	-21%
Revenue Totals	9,995,792	5,716,060.64	4,154,286.87	9,870,347.51	99%	(125,444.49)	-1%
Reimbursable Items		Activity thru 03/31/21	Apr-21	YTD Totals			
Ambulance Station Lease Utility Reimb.		5,340.38	2,247.39	7,587.77			
Strike Team Reimbursement	785,642.19	162,909.16	622,733.03	785,642.19			
Reimbursement Totals		168,249.54	624,980.42	793,229.96			

**PG&E Comparison
2020 to 2021**

LOCATION	Apr-20	Apr-21	Difference
15850 W. Kearney:			
Acc# 7835118035 (Elect) - Kwh	\$ 26.28	\$ 24.64	\$ (1.64)
Acc# 7835118040 (Gas) - Therms	\$ 572.30	\$ 227.47	\$ (344.83)
MONTHLY TOTALS	\$ 598.58	\$ 252.11	\$ (346.47)
806 S. Garfield:			
Acc# 7835118045 (Elect) - Kwh	\$ 10.51	\$ 9.86	\$ (0.65)
Acc# 7835118050 (Gas) - Therms	\$ 114.65	\$ 77.66	\$ (36.99)
MONTHLY TOTALS	\$ 125.16	\$ 87.52	\$ (37.64)
4555 N. Biola:			
Acc# 2283032025 (Elect) - Kwh	\$ 9.86	\$ 9.86	\$ -
Acc# 2283032030 (Gas) - Therms	\$ 80.09	\$ 47.57	\$ (32.52)
MONTHLY TOTALS	\$ 89.95	\$ 57.43	\$ (32.52)
7285 W. Shields:			
Acc# 6632517005 (Elect) - Kwh	\$ 700.20	\$ 1,101.60	\$ 401.40
Acc# 7835118025 (Shop) - Kwh	\$ 162.47	\$ 150.37	\$ (12.10)
Acc# 7835118020 (yrd lite) - Kwh	\$ 11.73	\$ 11.80	\$ 0.07
Acc# 7835118030 (Gas) - Therms	\$ 140.57	\$ 131.41	\$ (9.16)
MONTHLY TOTALS	\$ 1,014.97	\$ 1,395.18	\$ 380.21
1709 W. Bullard:			
Acc# 2283033680 (Elect) - Kwh	\$ 97.73	\$ 45.12	\$ (52.61)
Acc# 2283032877 (Gas) - Therms	\$ 31.05	\$ 8.11	\$ (22.94)
MONTHLY TOTALS	\$ 128.78	\$ 53.23	\$ (75.55)
TOTALS BY MONTH	\$ 1,957.44	\$ 1,845.47	\$ (111.97)

**PG&E Comparison
2020 to 2021**

LOCATION	Apr-20	Apr-21	Difference
15850 W. Kearney:			
Acc# 7835118035 (Elect) - Kwh	1,221	95	(1,126)
Acc# 7835118040 (Gas) - Therms	495	170	(325)
806 S. Garfield:			
Acc# 7835118045 (Elect) - Kwh	973	85	(888)
Acc# 7835118050 (Gas) - Therms	87	52	(35)
4555 N. Biola:			
Acc# 2283032025 (Elect) - Kwh	2,930	1,173	(1,757)
Acc# 2283032030 (Gas) - Therms	57	26	(31)
7285 W. Shields:			
Acc# 6632517005 (Elect) - Kwh	2,957	4,500	1,543
Acc# 7835118025 (Shop) - Kwh	653	580	(73)
Acc# 7835118020 (yrd lite) - Kwh	10	9	(1)
Total Kwh current month	3,620	5,089	1,469
Acc# 7835118030 (Gas) - Therms	113	104	(9)
1709 W. Bullard:			
Acc# 2283033680 (Elect) - Kwh	334	106	(228)
Acc# 2283032877 (Gas) - Therms	21	0	(21)

**NORTH CENTRAL FIRE PROTECTION DISTRICT
BOARD OF DIRECTORS
REGULAR BOARD MEETING
THURSDAY, APRIL 22, 2021
5:30 P.M.
MINUTES**

Per Executive Order N-25-20, which allows local and state legislative bodies to hold meetings via teleconference and to make meetings accessible electronically,” this Regular Meeting will be held via conference call and can be accessed as follows:

Please call: (669) 900-6833. Follow all prompts. To access the call, you will need to enter the ID number 559 878 4530 and passcode 4550. The public may participate in the meeting as otherwise permitted under the Brown Act by calling into this number.

1. CALL TO ORDER

District Board Chair Mr. Ken Abrahamian called the meeting to order at 5:38 p.m.

Roll Call

Board Members Present: Mrs. Cheryl Belluomini, Mr. Michael Foglio, Ms. Amanda Souza, Mr. Ken Abrahamian and Mr. Rusty Nonini.

Also present were Fire Chief Tim Henry, Deputy Chief Jacob McAfee, Mr. Ken Price and Mr. Joe Barcelos.

2. INVOCATION

The invocation was led by Pastor Bortner.

3. PUBLIC COMMENTS

Kerman City Manager John Jansons addressed the District Board extending his thanks and the thanks of his staff for the excellent services the District provides the City of Kerman. City Manager Janson stated one of the first things he did when he came to Kerman was reach out to Chief Henry and wanted the District Board to know what a pleasure it is to work with Chief Henry and Fire District staff. On behalf of the City Council and staff he expressed their recognition and appreciation of all the hard work the Fire District does on behalf of the City of Kerman.

4. CONSENT AGENDA

A. Consideration and Approval of Disbursements List for March 2021

B. Review and Acceptance of Monthly Financial Reports

- 1) Fresno County: Cash Balances – All Funds**
- 2) Budget Variance Report: YTD Expenses Compared to Budget**
- 3) Revenue and Reimbursement Report**
- 4) PG&E Report**

Mr. Abrahamian asked the District Board and members of the public if there were any items on the Consent Agenda they would like to pull from the agenda for discussion or questions.

There were no questions so Mr. Abrahamian called for a motion to adopt the Consent Agenda.

Motion: To approve the Consent Agenda as presented.

Moved by: Mr. Nonini, second by Mrs. Belluomini.

Mr. Abrahamian:	Mrs. Belluomini:	Mr. Foglio:	Mr. Nonini:	Ms. Souza:	Vote:
Aye	Aye	Aye	Aye	Aye	5/0

5. APPROVAL OF MINUTES

A) Minutes of the Regular Board Meeting of, March 25, 2021.

There were no questions or comments.

Motion: To approve the minutes of the Regular Board Meeting of March 25, 2021 as presented.

Moved by: Mrs. Belluomini, second by Mr. Foglio.

Mr. Abrahamian:	Mrs. Belluomini:	Mr. Foglio:	Mr. Nonini:	Ms. Souza:	Vote:
Aye	Aye	Aye	Aye	Aye	5/0

6. FIRE CHIEF REPORT

A) Fire Incident/Fire Prevention Reports for March 2021

Chief Henry called the District Board's attention to the incident call data for March. Chief Henry went through the call data and fire investigation report with the District Board.

B) Firefighter Academy Graduation and Firefighter Bios

Chief Henry stated our latest firefighter academy class of eight graduated on the 15th. He called the District Board's attention to the attached picture and bios of each of the Academy Graduates.

C) CDBG Grant Update

Chief Henry updated the District Board the District has been rated number two on the grant award list for the CDBG grant the District applied for to purchase a Type Three Fire Engine for Station 57. The grant process is still moving through the final stages but as soon as the District is notified on the outcome, I will bring you an update.

7. WEED ABATEMENT CONTRACTOR AGREEMENT.

A) Action item – Consider and approve agreement with Sequoia Western for weed abatement services.

Mr. Barcelos stated the District’s weed abatement agreement with Sequoia Western for abatement services needs to be renewed for the current weed abatement season. Staff has contacted Rick Ferdinandsen with Sequoia Western and he has agreed to perform the District abatement services with a proposed rate increase. Mr. Ferdinandsen has provided abatement services for the District for many years at the same rate. The rate he is increasing is the minimum time billed which he is increasing from \$120 to \$135, and the rate for work performed in excess of the minimum when two or more men are working is increasing from \$110 to \$125. All other rates are remaining the same.

Mr. Barcelos answered a couple questions from the District Board and after the discussion, Mr. Abrahamian called for a motion.

Motion: To approve the weed abatement services agreement with Sequoia Western and authorize Chief Henry to sign the agreement.

Moved by: Mr. Nonini, second by Ms. Souza.

Mr. Abrahamian:	Mrs. Belluomini:	Mr. Foglio:	Mr. Nonini:	Ms. Souza:	Vote:
Aye	Aye	Aye	Aye	Aye	5/0

8. TYPE VI FIRE ENGINE FROM CAL OES

A) Action item – Authorize Fire Chief Henry to sign agreement with Cal OES for District to use a Type VI OES Fire Engine this fire season.

Chief Henry stated last year I let the board know I was going to submit a letter to California Office of Emergency Services Fire and Rescue Division (OES) letting them know we would be willing for the district to host one of their fire apparatus here in the district. About six months ago I received a phone call that our district did come up on their list and they asked if we were still interested in receiving one of the OES engines. I advised OES staff at the time that the District was still interested so the District recently received a notice OES is ready to send us an agreement for the use of an OES engine.

Chief Henry stated for Board Members not familiar with OES engines, the State of California has multiple types of engines they loan out to fire departments throughout the state during fire season. OES has type one engines which are like the engines the District currently deploy out of our fire stations, OES has type three which is like the engine we are applying for through the CDBG grant and has Patrol Units geared more to vegetation and wildland. The State OES Fire and Rescue Division has more fire apparatus than the majority of all fire departments in the state of California.

During wildland season OES will strategically deploy some of their fire engines throughout the State to fire agencies willing to host an engine so OES can use

them during wildland season. The advantage to the agency hosting the engine is that the agency can use the engine in their own operations. While a District is hosting an OES engine, the District is required to staff the vehicle for the state when called to help with a wildland fire within the State. The State will reimburse the District for the personnel we send on a state fire just like they do now but we will be using the engine OES loaned the District.

Chief Henry answered a few questions from the District Board to further explain the process and ways the District can use an engine from OES and where it will be housed. After the questions and discussion, Mr. Abrahamian called for a motion.

Motion: To authorize Fire Chief Henry to sign agreement with Cal OES for the District to host a Type VI OES Fire Engine this fire season.

Moved by: Mr. Nonini, second by Mr. Abrahamian.

Mr. Abrahamian:	Mrs. Belluomini:	Mr. Foglio:	Mr. Nonini:	Ms. Souza:	Vote:
Aye	Aye	Aye	Aye	Aye	5/0

PUBLIC COMMENT - Before Closed Session. Mr. Abrahamian stated the District Board will be moving into closed session and asked if any members of the public would like to make a comment on the Closed Session item(s)

City of Kerman Police Chief John Golden addressed the District Board to provide comment on Closed Session item B. Chief Golden expressed his thanks to the District for our assistance to the City of Kerman. In looking at today's agenda I noticed there is a performance review for Chief Henry. Chief Golden added my staff has always applauded the performance of the District personnel, the City staff has nothing but praise when they deal with the fire District. When the City has questions, the District is well placed to be a sounding board and a good source of advisement on large scale operations and operations that cross geographic boundaries because of its relationship with the County, the City of Fresno and State resources. I am especially pleased with the advice and support Chief Henry and staff gives the City on opportunities we have on grant processes. I just wanted to take this opportunity to applaud Chief Henry's performance and the leadership that is obvious from the performance of his staff, the gracious hosting of our questions, and the District's work and dedicated partnerships with all things Kerman from the school district to public safety and services.

9. CLOSED SESSION

A) CONFERENCE WITH LEGAL COUNSEL

Significant exposure to litigation pursuant to paragraph (2) of Subdivision (d) of Section 54956.9: Number of cases: 1

Report from Closed Session: No action to report from Closed Session.

B) PUBLIC EMPLOYEE PERFORMANCE EVALUATION
TITLE: FIRE CHIEF

Report from Closed Session: No action to report from Closed Session

10. EXECUTION OF EMPLOYMENT AGREEMENT WITH FIRE CHIEF TIM HENRY

A) Action item – Consider and approve Employment Agreement with Chief Henry and authorize Board Chair to execute the agreement.

Mr. Abrahamian asked Mr. Price to summarize the amendments to the employment agreement with Fire Chief Henry.

Mr. Price stated this is not a new agreement but an amendment to the current agreement. There are basically four items being amended and mainly the changes are to clean up the language in the current agreement. Mr. Price went through all four of the items being amended and asked the District Board if they had any questions.

There were no questions so Mr. Abrahamian called for a motion.

Motion: To approve the Amendment to the Employment Agreement with Fire Chief Tim Henry and authorize District Board Chair to execute the Agreement.

Moved by: Mr. Abrahamian, second by Mr. Nonini.

Mr. Abrahamian:	Mrs. Belluomini:	Mr. Foglio:	Mr. Nonini:	Ms. Souza:	Vote:
Aye	Aye	Aye	Aye	Aye	5/0

11. BOARD MEMBER COMMENTS/REPORTS

Mr. Abrahamian asked if any of the Board Members had any comments and Mrs. Belluomini thanked Chief Henry for the job he is doing for the District. There were no other Board Member comments.

A) Report from Ad Hoc Committee

Mr. Abrahamian reported he and Mr. Nonini sit on the Ad Hoc Committee to review the proposal to renew the Metro Service Agreement the District has with the City of Fresno. Chief Henry has had dialogue with Chief Donis for the past few months and I would like to summarize what he presented to the Ad Hoc Committee. Initially the District submitted a proposal of \$1,098,462 for the first year, \$1,131,416 the second year, and \$1,165,358 in the third year which is a three percent cost of living adjustment increase annually. The City rejected the District's proposal and submitted a proposal for 2.075 million the first year, 2.138 million the second year and 2.202 million the third year.

Mr. Abrahamian stated, at this time, the Committee is recommending the Fire Chief bring back at the next District Board meeting the long-term budgetary impact

and the sustainability of the City's proposal. There are still some questions about what we are looking at long term with regards to the budget, can we sustain this proposal, and where will the District be. Mr. Abrahamian stated, I think by the May meeting, the District Board needs to make a decision and inform all parties of our decision. This is the Committees recommendation.

12. ANNOUNCEMENTS

A) Next Regular Board Meeting: Thursday, May 20, 2021 at 5:30 p.m.

13. ADJOURNMENT

Motion: To adjourn the meeting at 7:24 p.m.

Moved by: Mr. Abrahamian, second by Mrs. Belluomini

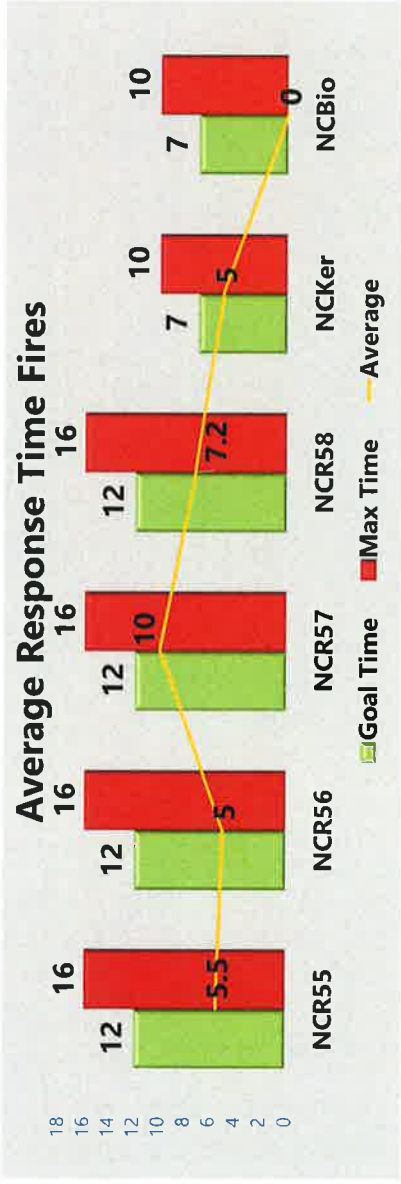
Mr. Abrahamian:	Mrs. Belluomini:	Mr. Foglio:	Mr. Nonini:	Ms. Souza:	Vote:
Aye	Aye	Aye	Aye	Aye	5/0

Amanda Souza, Board Secretary
North Central Fire Protection District

Date

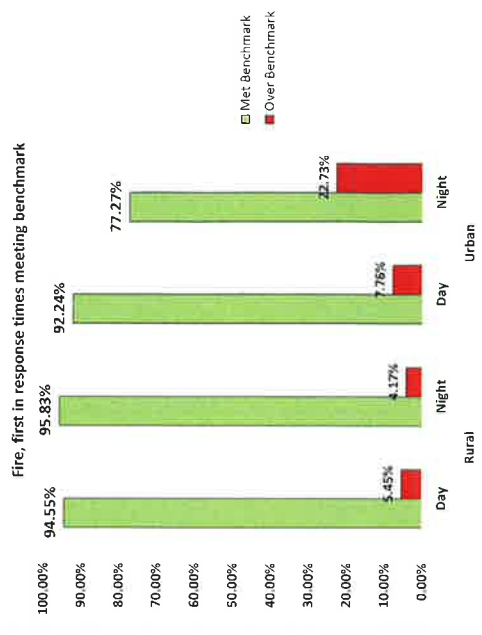
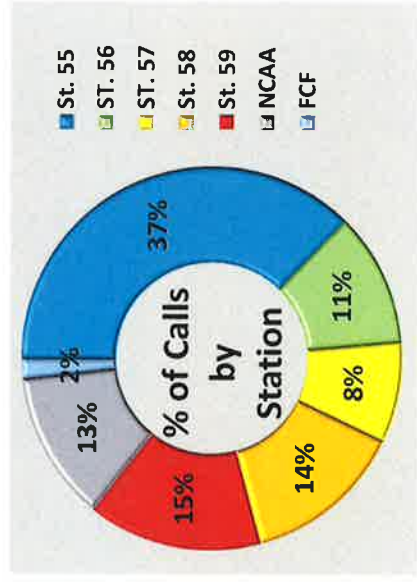
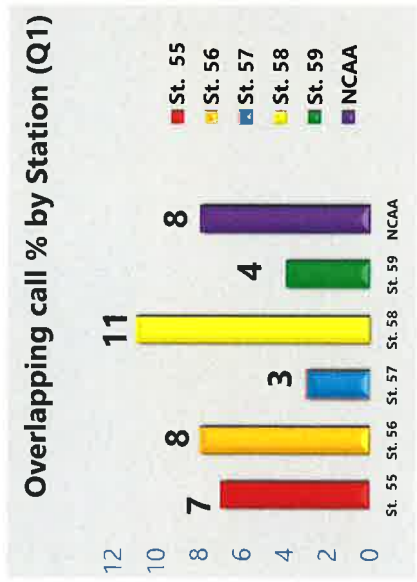
April 2021

Total Calls	284
Fire/Other	40%
Fire Call Types	31
Other Types	84
EMS/Rescue	60%
EMS/Rescue Call Types	169



TOTAL FIRE LOSS

\$783,550.00



District Overall Fire Investigation Statistics for April 2021

INVESTIGATIONS BY TYPE




- Structure Fires
- Vegetation Fire
- Vehicle Fires
- Other- Fires (Property)

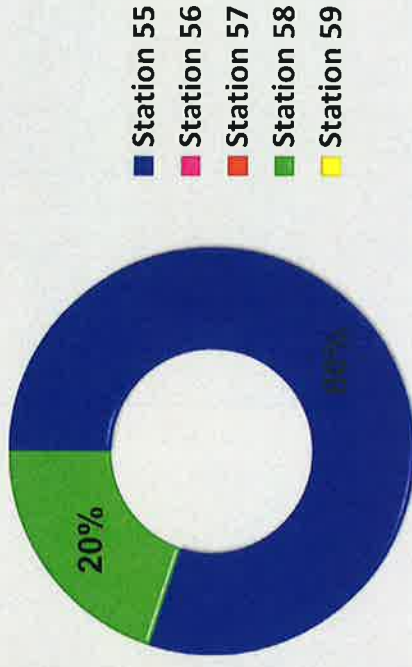
COST RECOVERY
\$0.00



INVESTIGATION COUNT PER MONTH 2021 YR



PERCENT OF INVESTIGATIONS BY 1ST IN STATION



STATUS OF INVESTIGATION

3 - Open
2 - Closed
1 - Criminal

01 Injuries

00 Fatalities

8 Field Hours

32 Office Hours

DOLLAR LOSS
\$423,000.00

Hours Spent on Investigations
40



NORTH CENTRAL FIRE PROTECTION DISTRICT

Board of Directors: Ken Abrahamian • Cheryl Belluomini

Michael Foglio • Rusty Nonini • Amanda Souza

Fire Chief: Timothy V. Henry, CFO, EFO

Fire Headquarters

15850 W. Kearney Boulevard

Kerman, California 93630-9335

(559) 275-5531 • FAX (559) 846-3788

www.northcentralfire.org

MEMORANDUM

TO: North Central Board of Directors

FROM: Timothy Henry, Fire Chief

DATE: May 20, 2021

SUBJECT: Weed Abatement Public Hearing and Notices

The first public hearing for the weed abatement season is scheduled for tonight.

District engine companies began inspecting properties and areas in the District repeatedly in violation of the District abatement program on May 1st. During the inspections, several more lots in the District were discovered that need abatement. Of the lots inspected and discovered during the inspections, 123 were not abated and received a "Notice to Destroy Weeds." The notices were mailed to property owners on May 6th through the 10th.

After the public hearing being held tonight, engine companies will begin to re-inspect the lots receiving notices. Lots not abated will be assigned to the District's abatement contractor to abate, and the charges will be added to the tax roll by resolution adopted by the Board in July.

Attached is a list of the properties receiving the "Notice to Destroy Weeds" for review by the Board.

Recommended Action: Conduct Public Hearing and review list.

**North Central Fire District
Notice to Destroy Weeds - May 2021**

APN	Property Owner	Location/Description	Public Hearing
023-060-51s	Vianney Realty KS LLC	1403 S Industrial Way	05/20/21
023-060-73s	Delerio Randolph Louis Trustee	1402 S. Industrial Ave	05/20/21
023-060-86s	CA Manufacturing & Engineering Co LLC	1401 S. Madera Avenue	05/20/21
023-146-07s	Espinoza Immer Felix	15290 W. E Street	05/20/21
023-215-05s	Acosta Nancy Gordillo	951 S 6th St	05/20/21
023-216-07S	Jimenez Raul	14810 W. California	05/20/21
023-216-11s	Kemp Roy	936 S. 6th Street	05/20/21
023-216-12s	Solis Juana	920 S. 6th St	05/20/21
023-220-24s	Autumn Ridge LP	14280 W. Stanislaus Avenue	05/20/21
023-301-16s	Botelho Phyllis & Ray	15346 W. Stanislaus Ave	05/20/21
023-405-02s	Arthur & Astkhik Toukhrmanian Trustee	Empty Lot(s) - Stanislaus	05/20/21
023-453-13s	Sahota Raghbinder S	400 S. Del Norte Avenue	05/20/21
023-513-04s	Jacob Hari TRS	15730 W. Kearney Blvd.	05/20/21
023-218-07S	Larry George Tomasetti	14640 W. California Ave.	05/20/21
312-121-20	RITHAPORN RUTHACHAI & YOOPADEE TRS	1135 N Brawley	05/20/21
326-060-05	MELTON KEVIN LEE & GAIL	3245 W Belmont	05/20/21
326-100-39	HSUEH KUN HO & FENGING SU TRS	224 S Brawley	05/20/21
326-110-36	LEE SANG SOO	701 N Brawley	05/20/21
326-140-23	City of Fresno	3616 W Nielsen	05/20/21
442-270-10	FOWLER JACQUELINE K	3469 W Normal	05/20/21
442-291-07	GARCIA LEANDRO & MARICELA	2142 N Feland	05/20/21
442-320-23	CHAVEZ MANUEL JUAN REYES	2077 N Valentine	05/20/21
449-050-07	GARCIA GONZALO L & MAYRA A HERNANDEZ	3555 W Floradora	05/20/21
449-060-22	CROUCH BUFORD L & JANICE R LIFE EST	1474 N Valentine	05/20/21
449-080-46	OSBORNE HAROLD H TRUSTEE	lot just east of 3760 W Dudley	05/20/21
449-080-48	ALMAZAN JANETTE	3602 W Dudley	05/20/21
449-080-52	TRETYAKOVA YELENA & SERGEY TRETYAKOV	3412 W Dudley	05/20/21
449-080-55	LOPES GENARO M & MARIA I TRUSTEES	3686 W Dudley	05/20/21
449-090-37	HALVAS JOHN L LIVING TRUST	3233 W Dudley Ave	05/20/21
449-090-38	HALVAS JOHN L LIVING TRUST	3235 W Dudley	05/20/21
449-100-10	GALLARDO MARIA CALVILLO LIFE ESTATE	3543 W Dudley	05/20/21
449-110-02	NAGELS BENJAMIN	3369 W Dudley	05/20/21
326-100-04S	CORE CONDITIONS INC	114 S Brawley	05/20/21
326-100-40S	KAUR PRABHJOT	166 S Brawley	05/20/21
326-120-14S	FRESNO RIVER LLC	3661 W Franklin Ave	05/20/21
44910019	BEBERIAN GREGORY H & TRACY L	3447 W. Dudley	05/20/21

**North Central Fire District
Notice to Destroy Weeds - May 2021**

APN	Property Owner	Location/Description	Public Hearing
44910018	WEBB MARY ANN	3459 W. Dudley	05/20/21
025-320-05	BRINGETTO VICTOR & MARY ALBERTA TRS -	9505 W Whitesbridge	05/20/21
312-121-47	OLMOS JUAN & SUSANA	2 lots N of 1100 Cornelia	05/20/21
312-251-04	HENRY BARBARA L TRUSTEE -	Lot east of 6664 W Belmont	05/20/21
312-320-36	SANCHEZ JUAN MANUEL JR	1275 N Blythe	05/20/21
312-390-13	SANDHU TRANSPORT INC	5064 W Belmont	05/20/21
312-400-27	ZAPIEN ALVARO MENCHACA	1060 N Ring, Fresno	05/20/21
312-400-34	PAREDES JULIO C -	Lot between 1160 & 1212 N Ring	05/20/21
326-022-06	HENRY BARBARA L TRUSTEE -	6479 W Belmont	05/20/21
326-040-11	DIMAS ANTHONY R & MICHELLE CORCHADO	5321 W Belmont	05/20/21
326-090-34	MURRAY ROD	lot just east of 3790 W Whitesbridge	05/20/21
326-140-25	SIDHU HARPREET S	3616 W Nielsen	05/20/21
326-210-09	THONGREUANG JENNIE & TINA	3635 W Madison	05/20/21
326-220-12	HEREDIA CHRISTIAN A	3720 W California	05/20/21
326-230-13	WATSON JAMES C & SHARON SUN	3219/3235 W Kearney	05/20/21
327-110-24	MAYS AFFER L JR	4148 W Jensen	05/20/21
449-030-03	PETRILLE PHILLIP LEROY	3713 W McKinley	05/20/21
449-030-04	ROBLEDO HENRY A & JOAN E TRUSTEES -	3681 W McKinley	05/20/21
449-030-50	SILVA JESSE & SALLY TRUSTEES -	lot between 3681 & 3627 W McKinley	05/20/21
449-110-01	HOWELL TISHKA	1178 N Valentine	05/20/21
025-280-29S	GUERRA HERMINIO DELGADO, Delgado Reynalda	10681 W California	05/20/21
025-310-09S	ADAMS MICHAEL B & TAMMY D -	11149 W California, Fresno	05/20/21
326-040-36S	CHANCELLOR BETTY M TRUSTEE -	704 N Hayes	05/20/21
312-112-35	HER MEE & YIA YANG	1446 N. Blythe Ave.	05/20/21
312-03-031	AGUILAR IGNACIO OCHOA	1846 N. Grantland	05/20/21
442-28-002	BUTTRAM LAURA	2197 N. Feland	05/20/21
016-263-25	Rabago Alfonso III	12543 W "E" Street, Biola	05/20/21
016-282-23	KHULLAR SANDEEP & SONIA	N/E corner of Biola & H Street, Biola	05/20/21
312-052-37S	RAGASA ZENAIDA	2909 N Hayes	05/20/21
312-091-14S	JCH FAMILY LIMITED PARTNERSHIP	2306 N Hayes	05/20/21
312-140-23S	HAYER PARMJIT S & BALWANT K	6105 W Clinton	05/20/21
312-150-37S	SMITH DOROTHY JEAN TRUSTEE	6464 W McKinley & 2032 N Bryan	05/20/21
312-160-01	ATTIQUE MUHAMMAD & AMINA ARIF	2210 N Grantland	05/20/21
312-190-22	KAUR BALWINDER	Large lot SE corner of Olive & Blythe	05/20/21
312-190-23	KAUR BALWINDER	smaller lot SE corner of Olive & Blythe	05/20/21
312-210-29	FLORES MARCO	1495 N Blythe	05/20/21

**North Central Fire District
Notice to Destroy Weeds - May 2021**

APN	Property Owner	Location/Description	Public Hearing
312-240-06	SALAZAR JOHN L & DEBRA JEAN	2864 N Garfield	05/20/21
312-320-26S	SANDHU DAULAT SINGH	1288 N Cornelia	05/20/21
312-320-38S	VELOZ RAMONA	E/O 4591 W Olive, Fresno	05/20/21
312-330-11	MENDES YONNIE J	2323 N Garfield, Fresno	05/20/21
312-330-12	ROMAGNOLI HENRY M & TAMRA J	2347 N Garfield, Fresno	05/20/21
312-350-02	KNIGHT JERRY RAY	2234 N Hayes	05/20/21
312-350-44S	GARTIN CLIFFORD W & MADDALENA H TRS	5750/5764 W McKinley	05/20/21
312-360-14	CHEN XIONG & MEI ZHAO	5757 W. Olive, 9.76 acres S/O Olive	05/20/21
312-400-35	MASON THERESA A & RALPH H	1150 N Ring	05/20/21
312-410-20	WARD JAMES MADISON	6071/6085 W Olive	05/20/21
312-420-25S	VENEGAS JUAN & DALIA	2.39 acres between 6519 & 6591 W Olive	05/20/21
312-440-08	REAMS GEORGE A & KRISTIN A TRUSTEES	5792 W Olive	05/20/21
312-440-10	LANDIN ROSEMARY TRUSTEE	5732 W Olive	05/20/21
312-521-21	SINGH PARAMJIT B	4515 W Shields	05/20/21
442-021-07	S & R PROPERTIES	20 acres east of 3708 W McKinley	05/20/21
442-021-34	SPEAKES SCOTT	2032 N Brawley	05/20/21
442-280-01	VASQUEZ LEO G & ANITA R	2203 N Feland	05/20/21
442-320-23	CHAVEZ MANUEL JUAN REYES	2077 N Valentine	05/20/21
442-320-47	LEWIS MARY JANE	3588 W Peralta	05/20/21
504-030-18	Frank Zepure, Najjian Vahe Etal	7020 W Bullard	05/20/21
504-040-90	MURPHY DEAN	SW Menlo & Parkway	05/20/21
505-050-03S	KAMMEN PAMELA L TRS, BLACK DONALD MICHAEL	5395 N Garfield	05/20/21
511-011-21	DBO HOLDINGS LLC	5710 W Dakota	05/20/21
511-011-22	ROMAN CATHOLIC BISHOP OF FRESNO	5796 W Dakota	05/20/21
511-021-06S	MAITRE ERICK A & KELLEY M	5820/5830 W Shields	05/20/21
511-021-07S	MAITRE ERICK A TRUSTEE	5810/5812/5820/5830 W Shields	05/20/21
511-022-01	D B O DEVELOPMENT NO 23	3120 N Polk	05/20/21
511-031-41S	CREEKBRIDGE-FRESNO 1 LLC	3276 N Blythe	05/20/21
025-071-49	FAGUNDES FAGUNDES FAGUNDES	10380 W. Whitesbridge	05/20/21
035-030-23S	HURST CHRISTOPHER TRUSTEE	11101 W Lincoln	05/20/21
327-110-13S	MACIAS VICTOR	4313 Church	05/20/21
464-102-14	DAVIDIAN SARKIS D & IRENE TRUSTEES	1608 W. California	05/20/21
512-043-27	LIDDELL ANDY TRUSTEE	NE corner of Shields & Garfield	05/20/21
512-050-01	SINGH JASVINDER	6459 W Ashlan	05/20/21
512-110-04S	VALERIO DON R	8118 W Ashlan	05/20/21
512-150-01	WEST FRESNO HOLDINGS LLC Attn: D Hayashi	3230 N Grantland	05/20/21

**North Central Fire District
Notice to Destroy Weeds - May 2021**

APN	Property Owner	Location/Description	Public Hearing
512-150-20	NGO CHI T	3105 N Bryan	05/20/21
512-150-22	MENDEZ JOHNNY & CHRISTINA M	3161 N Bryan	05/20/21
512-150-27	MICHAEL H JR & DOROTHY JEAN SMITH, TRUSTEES	3140 N Grantland	05/20/21
44234107	MOORE DARLENE S TRS, MCCracken CHRIS TRS	3154 W. McKinley	05/20/21
406-091-50	LENT BRETT P & SHANA L BALLOW	6075 N Forkner	05/20/21
407-141-10	SILVAS DELIA	6106 N Del Mar	05/20/21
407-152-12	COGBURN BRIAN D & VICKIE A	6050 N San Pablo	05/20/21
415-350-30	SANCHEZ SANTIAGO	5512 N Van Ness	05/20/21
425-091-36	VIEJO CAPITAL LLC	4949 N Glenn	05/20/21
425-122-10	AFREI LLC	4832 N Arthur	05/20/21
425-122-11	AFREI LLC	4844 N Arthur	05/20/21
425-122-12	AFREI LLC	4860 N Arthur	05/20/21
425-283-01	GOODMAN ROBERT N	4685 N Thorne	05/20/21
426-202-07	KIRKPATRICK BOBBY JOE & PAMELA SUE	246 W Swift	05/20/21
434-104-16	BRISENO DARA TRS	112 E Sussex	05/20/21



NORTH CENTRAL FIRE PROTECTION DISTRICT

Board of Directors: Ken Abrahamian • Cheryl Belluomini

Michael Foglio • Rusty Nonini • Amanda Souza

Fire Chief: Timothy V. Henry, CFO, EFO

Fire Headquarters

15850 W. Kearney Boulevard

Kerman, California 93630-9335

(559) 275-5531 • FAX (559) 846-3788

www.northcentralfire.org

MEMORANDUM

TO: North Central Board of Directors

FROM: Tim Henry, Fire Chief

DATE: May 20, 2021

SUBJECT: Resolution No. 21-05 to amend the 2020-2021 Amended Final Budget

The District's 2020-2021 Final Budget needs to be amended to increase several operating expense line items that are over budget due to unforeseen expenses when the final budget was adopted in August of 2020.

There are four line items that need to be amended. Turnout, Training, Other Professional Expenses and Utilities. Turnout, Training and some of Other Professional Services need to be increased due to the District receiving the SAFER grant award to add twelve (12) additional firefighter positions. When the District adopted the final budget last August, the District had not received notification of the SAFER Grant award. The increase in Turnout and Training is to purchase turnout for the twelve (12) new positions and conduct the Training Academies. The hiring of the SAFER positions also increased Other Professional Services in the costs of physicals and background checks.

Other Professional Services needs to be increased for a couple other expenses incurred throughout the fiscal year. The District hired the consulting firm Lexipol to review the District's policies and make necessary updates. Another expense incurred in Other Professional Services is the cost to scan old records per the District's Records Retention Policy.

The expense for utilities is going to be over budget because of some delays in having the District solar panel inverters repaired. District staff noticed that some of the inverters at Stations 57 and 55 were not working properly. The repairs took three to four months because of the shortage of needed parts due to the COVID pandemic. The parts are under warranty but the delay caused the panels to not work as efficiently creating higher than normal electrical costs to the District.

Below is the list of budget line items and the amount of the increase needed to amend the 2020-2021 final budget:

<u>Operating Expenses</u>		<u>Increase/(Decrease)</u>	<u>Amended line item amount</u>
Turnout	\$	70,000	155,000
Training		55,000	145,000
Other Professional Services		45,000	145,000
Utilities		15,000	65,000
Total Operating Expense Increase	\$	185,000	

Attached to this memo are the three pages of the 2020-2021 Amended Final Budget that reflects the amendments being considered in this District Resolution. All the amounts changed by these amendments are highlighted in Yellow. The three pages are page one the Summary Page, page four, the Operating Expenditures, and page nine, the Two-Year Projections Page. All other pages to the final budget are not affected by these amendments.

Recommended Action: Adopt Resolution No. 21-05 amending the 2020-2021 Final Budget as presented.

RESOLUTION NO. 21-05

A RESOLUTION OF THE NORTH CENTRAL FIRE PROTECTION DISTRICT ADOPTING THE FIRST AMENDMENT TO THE 2020-2021 FISCAL YEAR ADOPTED FINAL BUDGET

THE BOARD OF DIRECTORS (the "Board") OF THE NORTH CENTRAL FIRE PROTECTION DISTRICT (the "District") RESOLVES, FINDS, AND DETERMINES AS FOLLOWS:

That the Operating Expenditures for Turnout, Training, Other Professional Services and Utilities be increased. Turnout, Training and a portion of Other Professional Services need to be increased due to the hiring of additional Suppression staff to fill vacancies and the twelve (12) SAFER grant positions. Other Professional Services needs to be increased for consultant services provided by Lexipol to review and recommend amendments to District policies, and for services provided to scan old District records per the District's Records Retention Policy. Utilities need to be increased due to delayed repairs needed on the District solar panel inverters which caused above projected increases in electric utility costs.

<u>Operating Expenses</u>		<u>Increase/(Decrease)</u>	<u>Amended line item amount</u>
Turnout	\$	70,000	155,000
Training		55,000	145,000
Other Professional Services		45,000	145,000
Utilities		15,000	65,000
Total Operating Expense Increase	\$	185,000	

These increases to operating expenses amending the District's 2020-2021 Final Budget will be reflected on page four, the Operating Expenses page, and on pages one and nine which are the Summary page and the Two-year Projections Page.

WHEREAS, the Board of Directors of the North Central Fire Protection District has considered the proposed amendments to the 2020-2021 Fiscal Year adopted final budget and desires to give approval to the proposed amended Operating Expenditures line items.

NOW THEREFORE BE IT RESOLVED by the Board of Directors of the North Central Fire Protection District:

PASSED AND ADOPTED at a regular meeting of the Board of Directors of the North Central Fire Protection District held this 20th day of May, 2021, by the following vote:

AYES:

NOES:

ABSENT:

ABSTAIN:

APPROVED:

Ken Abrahamian, Board Chair

ATTEST:

Amanda Souza, Board Secretary

CERTIFICATE

STATE OF CALIFORNIA)
COUNTY OF FRESNO) ss.
CITY OF KERMAN)

I, Amanda Souza, Board Secretary of the North Central Fire Protection District, do hereby certify the foregoing Resolution of the Board of Directors of the North Central Fire Protection District was duly passed and adopted at a Regular Meeting of the Board of Directors on May 20, 2021.

DATED: May 20, 2021

Amanda Souza, Board Secretary

**NORTH CENTRAL FIRE PROTECTION DISTRICT
SUMMARY
2020-2021 AMENDED FINAL BUDGET**

SUMMARY	2019-20 Actuals	2020-21 Proposed	Variance
Operating Revenue			
Property Tax Revenue	9,591,939	9,783,778	191,839
Other Revenue	222,086	186,014	-36,072
Total Operating Revenue			
	9,814,025	9,969,792	155,767
Operating Expenditures			
City of Fresno Contract Fee	1,003,735	1,035,102	31,367
Wages and Benefits	5,109,534	6,026,832	917,298
Pension Obligation Bonds - FCERA	340,038	343,373	3,335
FCERA Settlement Financing	417,121	417,751	630
Apparatus Lease Payment	49,161	49,161	0
Services and Supplies	878,331	1,391,000	512,669
Total Operating Expenditures			
	7,797,920	9,263,219	1,465,299
Annual Contribution to Capital Fund			
	1,000,000	700,000	-300,000
Contribution to Pension 115 Trust Account			
	150,000	0	-150,000
Operating Net Revenue			
	866,105	6,573	-859,532

Property Tax Growth Projection 2020-21 = 2% Increase

**NORTH CENTRAL FIRE PROTECTION DISTRICT
OPERATING EXPENSES
2020 - 2021 AMENDED FINAL BUDGET**

Expenditures	2019-2020 Adopted Budget	2019-2020 Actuals	Variance from Adopted Budget	2020-2021 Proposed Budget	Variance from Actuals
Wages and Benefits					
Current Board Wages and Benefits	61,046	57,810	-3,236	61,805	3,995
Prior Board Benefits	4,663	4,736	73	4,710	-26
Surviving Spouse Benefits	11,112	10,889	-223	11,064	175
Employee Wages and Benefits	5,669,409	5,036,099	-633,310	5,949,253	913,154
Total Wages and Benefits	5,746,230	5,109,534	-636,696	6,026,832	917,298
Services, Supplies and Maintenance					
City of Fresno Metro Service Agmnt.	1,003,735	1,003,735	0	1,035,102	31,367
Pension Obligation Bonds	340,038	340,038	0	343,373	3,335
FCERA Payment Financing	417,751	417,121	-630	417,751	630
Apparatus Lease Purchase Payment	49,161	49,161	0	49,161	0
Property, Auto and Liability Insurance	56,262	45,289	-10,973	58,000	12,711
Turnouts and Masks	75,000	47,216	-27,784	155,000	107,784
Communications	95,000	89,135	-5,865	100,000	10,865
Apparatus Maintenance	150,000	108,135	-41,865	150,000	41,865
Station Equipment Maint.	35,000	20,627	-14,373	45,000	24,373
Computers & Office Equipment	48,000	74,155	26,155	75,000	845
Facility Maintenance	75,000	59,916	-15,084	90,000	30,084
Station Supplies	25,000	27,664	2,664	40,000	12,336
Bulk Fuel	98,000	78,320	-19,680	98,000	19,680
Utilities	50,000	44,185	-5,815	65,000	20,815
Professional Services	90,000	90,408	408	145,000	54,592
Membership Dues and Subscriptions	20,000	12,827	-7,173	20,000	7,173
Travel Expenses	40,000	9,973	-30,027	40,000	30,027
Training	80,000	59,451	-20,549	145,000	85,549
Office Supplies	18,000	15,201	-2,799	20,000	4,799
Food	3,000	2,376	-624	5,000	2,624
Fire Prevention	16,644	13,585	-3,059	25,000	11,415
Apparatus Tools, Equipment & Hose	75,000	79,868	4,868	85,000	5,132
Extractors	30,000	0	-30,000	30,000	30,000
Total Services, Supplies & Maintenance	2,890,591	2,688,386	-202,205	3,236,387	548,001
Total Operating Expenditures	8,636,821	7,797,920	-838,901	9,263,219	1,465,299

**NORTH CENTRAL FIRE PROTECTION DISTRICT
TWO-YEAR PROJECTION
2020 - 2021 AMENDED FINAL BUDGET**

	2019-2020 Actuals	2020-2021 Projections	2021-2022 Projections
Revenue			
Total Operating Revenue	9,814,025	9,969,792	10,169,188
Total Revenue			
	9,814,025	9,969,792	10,169,188
Expenditures			
Wages, Benefits and POB	5,449,572	6,370,205	6,625,013
Service Agreement Fee	1,003,735	1,035,102	1,066,468
Services and Supplies	927,492	1,440,161	1,292,816
FCERA Settlement Financing	417,121	417,751	417,751
Total Expenditures			
	7,797,920	9,263,219	9,402,048
Annual Contribution to Capital Fund			
	1,000,000	700,000	600,000
Contribution to Pension 115 Trust Account			
	150,000	0	0
Operating Net Revenue			
	866,105	6,573	167,140

Property Tax Growth Projection 2020-21 = 2% Increase

Property Tax Growth Projection 2021-22 = 2% Increase



NORTH CENTRAL FIRE PROTECTION DISTRICT

Board of Directors: Ken Abrahamian • Cheryl Belluomini

Michael Foglio • Rusty Nonini • Amanda Souza

Fire Chief: Timothy V. Henry, CFO, EFO

Fire Headquarters

15850 W. Kearney Boulevard

Kerman, California 93630-9335

(559) 275-5531 • FAX (559) 846-3788

www.northcentralfire.org

MEMORANDUM

TO: North Central Board of Directors

FROM: Tim Henry, Fire Chief

DATE: May 20, 2021

SUBJECT: Long-Term Budgetary Impact – City of Fresno Service Agreement

Background and Summary

The District currently has a three (3) year service agreement with the City of Fresno to provide services in the District's Metro area that surrounds District station 59 in the Bullard and West area. This current service agreement expires June 30, 2022. On October 20, 2020, Chief Henry, on behalf of the District, submitted a proposal to Chief Donis, with the City of Fresno. The proposal included a three (3) year extension of the current service agreement that would increase the first payment to the City by three percent and continue with an annual three percent increase. The initial payment proposed by the District was \$1,098,462 which is a three percent increase from the final payment of the current agreement and would increase three percent each year.

Fresno City Fire Department, Fire Chief Kerri Donis responded to the proposal on October 23, 2020 by email, indicating that the current Auto Aid area should be a separate agreement and that the City of Fresno believes that the City's depth of response and standby time in the Metro Area is worth far more than \$1.1 million dollars annually. Chief Donis responded on January 8, 2021 with a counterproposal with an initial annual payment of \$2,075,731 with a three percent increase in the payment each year. The formula used by the City of Fresno was their annual budget of \$72 million dollars, with a City population of 540,000. Calculating the per capita cost at \$133/ City resident within the City. The City's counter proposal used a population within the North Central Metro area of 15,607, multiplied by their cost per citizen of \$133.00 equaling \$2,075,731.

District Board Chair appointed an Ad Hoc Committee to review this proposal from the City of Fresno and met with Chief Henry to gather information about the proposal to report their findings to the District Board at their April 22, 2021 board meeting. At the April 22nd meeting, the Ad Hoc Committee requested staff to provide the District's Board of Directors

at the May 20, 2021 meeting, a report showing the budgetary impact and sustainability of the City of Fresno's Service Agreement Proposal over a ten-year period.

Budgetary Impact and Sustainability Report

Attachment 10.1 is a spreadsheet showing the budgetary impact over a ten-year period starting in the 2022-2023 fiscal year which begins July 1, 2022. The spreadsheet has two parts, the top section is a ten-year look at the budgetary impact and sustainability of the District's finances if the District chose to accept the City of Fresno's proposal. The bottom section is the budgetary impact and sustainability if the District does not accept the City of Fresno's proposal but instead staffs District Station 59.

Looking at the Annual District costs in the top section budgetary impact report:

- Salary and benefits – full staffing is the costs to fully staff the department at the staffing levels we are currently at which is sixty-four (64) personnel.
- The next line which is services and supplies (operational costs) is basically all other costs not included in salary and benefits.
- The next line is the City of Fresno's proposal to provide services for the District in the Metro Area of the District.

In this spreadsheet, all these costs are increased each year by a three percent COLA increase all ten years.

- The next line is an annual contribution of \$900,000 into the District's Capital fund to set aside funds to make capital purchases and capital improvements.
- The next line is a reimbursement the District is projecting for the 2019 SAFER grant awarded to the District. The District will receive a full year's worth of grant funding for all of the 2022-2023 fiscal year and eight and a half months of grant funding in the 2023-2024 fiscal year.

Revenue:

- This line shows the total operating revenue projected for each fiscal year with a three percent projected increase in revenue each year. Currently the District has experienced a six-year average of 5.39 percent increase in revenue, so the three percent is a conservative projection.

Net Revenue (Bottom Line):

- As you can see the results of the annual net revenue for all ten years is a loss in net revenue or in other words, the costs exceed revenues even in the years the District receives SAFER Grant funds.

Moving to the bottom section of the budgetary impact report:

- The first two lines, salary and benefits – full staffing and services and supplies (operational costs) are the same as on the top section of the report. The salary and benefits show the current staffing level which will continue and additional staffing for station 59 is reflected on the third line in this section.

- The third line is the costs of adding staffing to help staff District station 59.
- The fourth line is the annual contribution made to the Capital fund.
- The last line in costs shows the SAFER grant funds the District projects to receive.

In this spreadsheet, all these costs are increased each year by a three percent COLA increase all ten years.

Revenue:

- District revenue is the same projected in the top section with a three percent annual increase.

Net Revenue (Bottom Line):

- Net revenue in this scenario exceeds costs in all ten years. The first two years the District is still receiving SAFER grant funds but even over time, revenues exceed costs.

Operational Impact:

The current Service Agreement with the City of Fresno provides limited fire suppression coverage in the NCFPD Metro zone. This zone is 5.2 square miles (within ten Fresno County islands created by annexations) and is situated between highways 99 and 41, south of the San Joaquin River and Dakota Ave. The District islands are bordered by the City of Fresno and Fig Garden Fire Protection District. In 1953, the District built and operated a fire station at 1709 W Bullard Ave., Fresno CA. The Metro zone was contracted out for service in January of 2007. The fire station continued to house a Fresno County contract Advance Life Support (ALS) ambulance for more than a decade. It was also used as a temporary fire station by the City of Fresno during the remodel of their fire station #2.

If the Board gives direction to re-open Fire Station 59, there is no assumption that the City will execute an instant/automatic aid agreement with the District that is materially similar to other such agreements entered into between the City and other fire protection districts or agencies. The City has declined thus far to discuss or inter into a true Automatic Aid agreement as defined in the OES Fresno County Operational Plan. If the District and City participated in an Automatic Aid agreement, there would be a notable level of benefit to both agencies. A three (3) year analysis of Fresno City incidents within 4-minute response of Station 59 totaled 7,581. There were 145 structure fires within the 4-minute response time. There were 2,568 City incidents where North Central Station 59 would have been closer than a Fresno fire station.

The Metro zone averages 650 emergency calls for fire service annually. Fire incidents account for 4% of those calls for service. Less than 1% are structure fires (6/yr) annually and only 50% of those required more than one fire engine to contain the fire.

The above budgetary proposal to re-open Station 59 includes 2 fire apparatus with 6 full-time fire suppression personnel assigned daily. This will allow the District to provide a 4-minute response time 98% of the time, and meeting the Cal-OSHA standard for 2in/2out for interior suppression efforts.

Attachment 10.2 "Response Area" demonstrates that 98% of the Metro zone residents are within 4 minutes of Fire Station 59 and 100% are within the ISO standard of 5 miles from a fire station.

Attachment 10.3 "Metro Incidents 2020" data response in the Metro zone.

Attachment 10.4 "FY2020-2021 Metro Service Agreement Incident Summary". This document has the first 10 months of the fiscal year. The monthly incident count is consistent with FY2019-2020.

Recommended Action: Authorize District Board Chair to notify the City of Fresno in writing of the decision to not renew the Service Agreement for the Metro Area with the City of Fresno after it expires on June 30, 2022.

North Central Fire District
City of Fresno Proposal - 10-year Budgetary Impact Report

10-year Projection accepting Service Agreement Proposal from the City of Fresno

Total Annual District Costs:	FY23	FY24	FY25	FY26	FY27	FY28	FY29	FY30	FY31	FY32
*Salary and Benefits - Full-staffing	6,953,702	7,162,313	7,377,182	7,598,498	7,826,453	8,061,246	8,303,084	8,552,176	8,808,742	9,073,004
*Services, Supplies & Maintenance	2,260,641	2,328,460	2,398,314	2,470,263	2,544,371	2,620,703	2,699,324	2,780,303	2,863,712	2,949,624
*City of Fresno Proposal	2,075,731	2,138,003	2,202,143	2,268,207	2,336,254	2,406,341	2,478,531	2,552,887	2,629,474	2,708,358
***Annual Capital Contribution	900,000	900,000	900,000	900,000	900,000	900,000	900,000	900,000	900,000	900,000
SAFER Grant Reimbursement	(1,044,108)	(739,577)	0	0	0	0	0	0	0	0
Total Annual Cost:	11,145,966	11,789,199	12,877,640	13,236,969	13,607,078	13,988,290	14,380,939	14,785,367	15,201,928	15,630,986

** Annual Projected Operating Revenue 10,975,659 11,304,929 11,644,077 11,993,399 12,353,201 12,723,797 13,105,511 13,498,676 13,903,636 14,320,746

Total District Annual Net Revenue: (170,307) (484,270) (1,233,563) (1,243,570) (1,253,877) (1,264,493) (1,275,428) (1,286,691) (1,298,292) (1,310,240)

*3% annual cost increase
 **3% projected revenue increase
 *** Contribution to Capital Fund

10-year Projection with no Service Agreement with City of Fresno and District staffing Station 59




Total Annual District Costs:	FY23	FY24	FY25	FY26	FY27	FY28	FY29	FY30	FY31	FY32
*Salary and Benefits	6,953,702	7,162,313	7,377,182	7,598,498	7,826,453	8,061,246	8,303,084	8,552,176	8,808,742	9,073,004
*Services, Supplies & Maintenance	2,260,641	2,328,460	2,398,314	2,470,263	2,544,371	2,620,703	2,699,324	2,780,303	2,863,712	2,949,624
*Added Staffing for Station 59	868,920	894,988	921,837	949,492	977,977	1,007,316	1,037,536	1,068,662	1,100,722	1,133,744
***Annual Capital Contribution	900,000	900,000	900,000	900,000	900,000	900,000	900,000	900,000	900,000	900,000
SAFER Grant Reimbursement	(1,044,108)	(739,577)	0	0	0	0	0	0	0	0
Total Annual Cost:	9,939,155	10,546,184	11,597,334	11,918,254	12,248,801	12,589,265	12,939,943	13,301,142	13,673,176	14,056,371

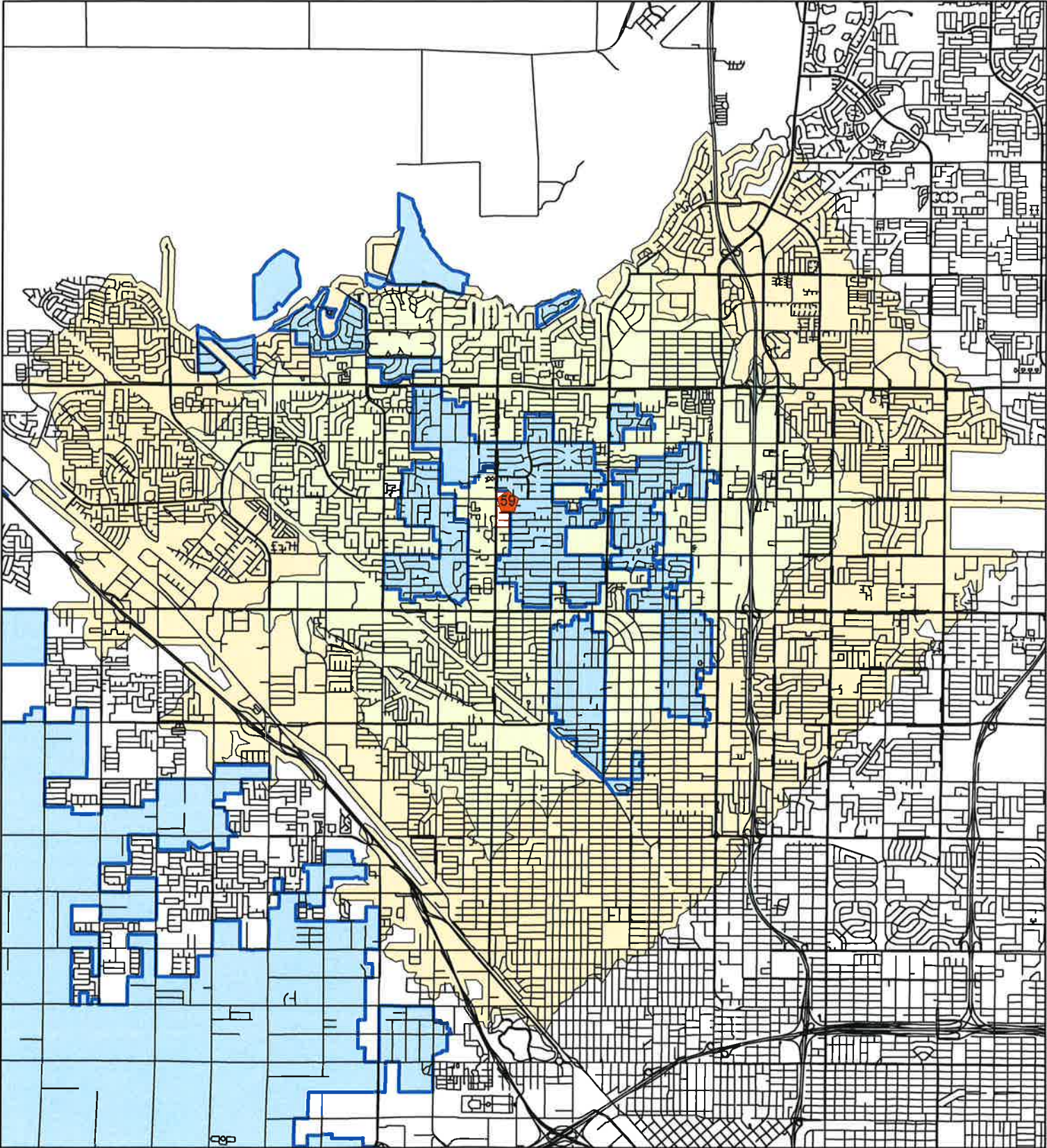
** Annual Projected Operating Revenue 10,975,659 11,304,929 11,644,077 11,993,399 12,353,201 12,723,797 13,105,511 13,498,676 13,903,636 14,320,746

Total District Annual Net Revenue: 1,036,504 758,745 46,743 75,145 104,400 134,532 165,567 197,535 230,461 264,374

*3% annual cost increase
 **3% projected revenue increase
 *** Contribution to Capital Fund

NC Metro Response Areas

-  North Central District
-  Station 59 4 Minute Area
-  Station 59 5 Mile Area

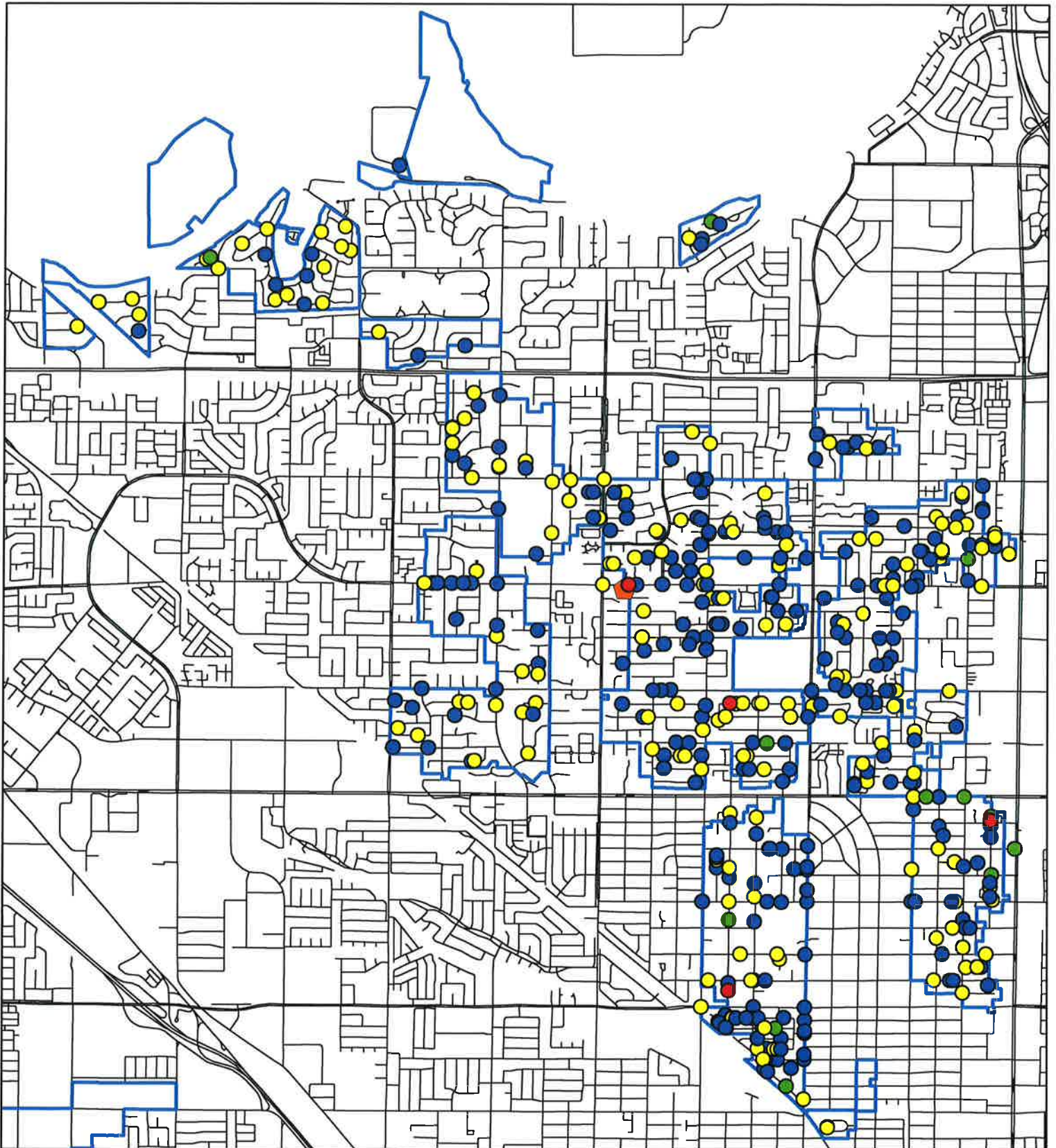


NC Metro Area All Incident Types

Metro Incidents 2020

652 Total

- Structure Fires - 4
- Fires, other - 24
- Med Aid - 400
- Other - 224



FY2020-2021 Metro Service Agreement Incident Summary

Total Incidents Thru April
531

Fire
4%

EMS/Rescue
68%

Hazardous
2%

Good Intent
18%

False Alarms
8%

