

September 2022

Total Calls
347

Fire/Other
44%

32 **Fire Call Types**

121 **Other Types**

EMS/Rescue
56%

194 **EMS/Rescue**
Call Types

Average Response Time Fires

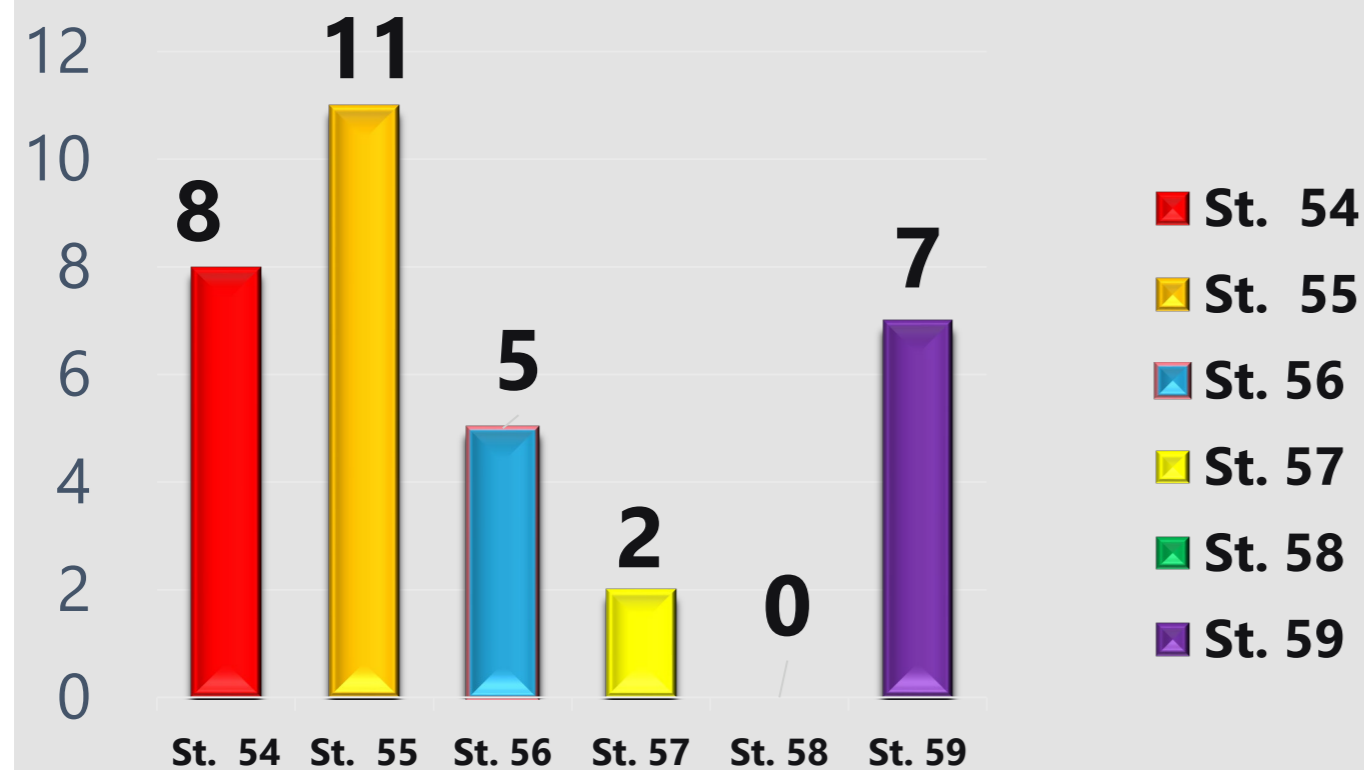


TOTAL FIRE LOSS

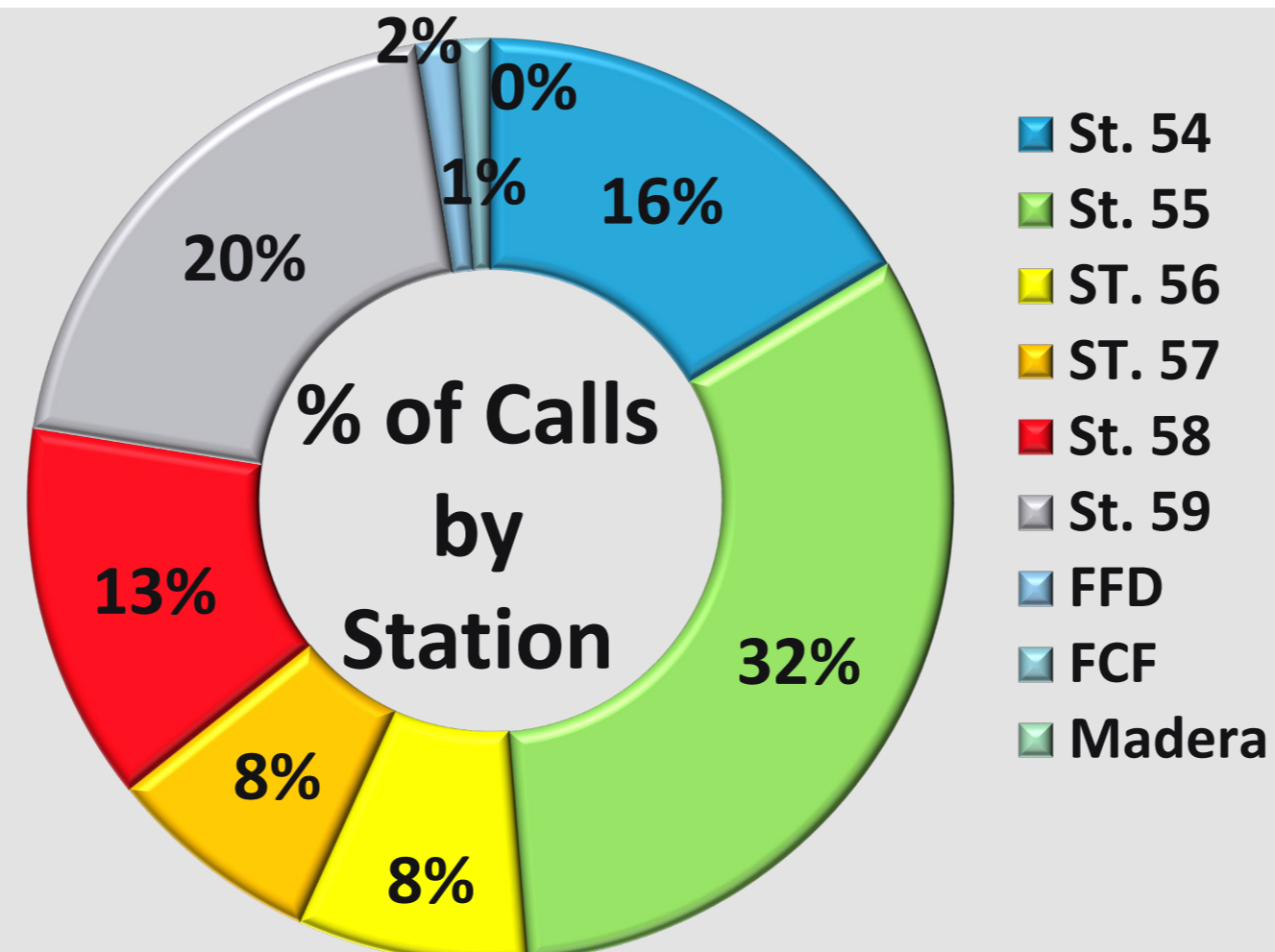
\$755,650.00

****50% from one fire incident**

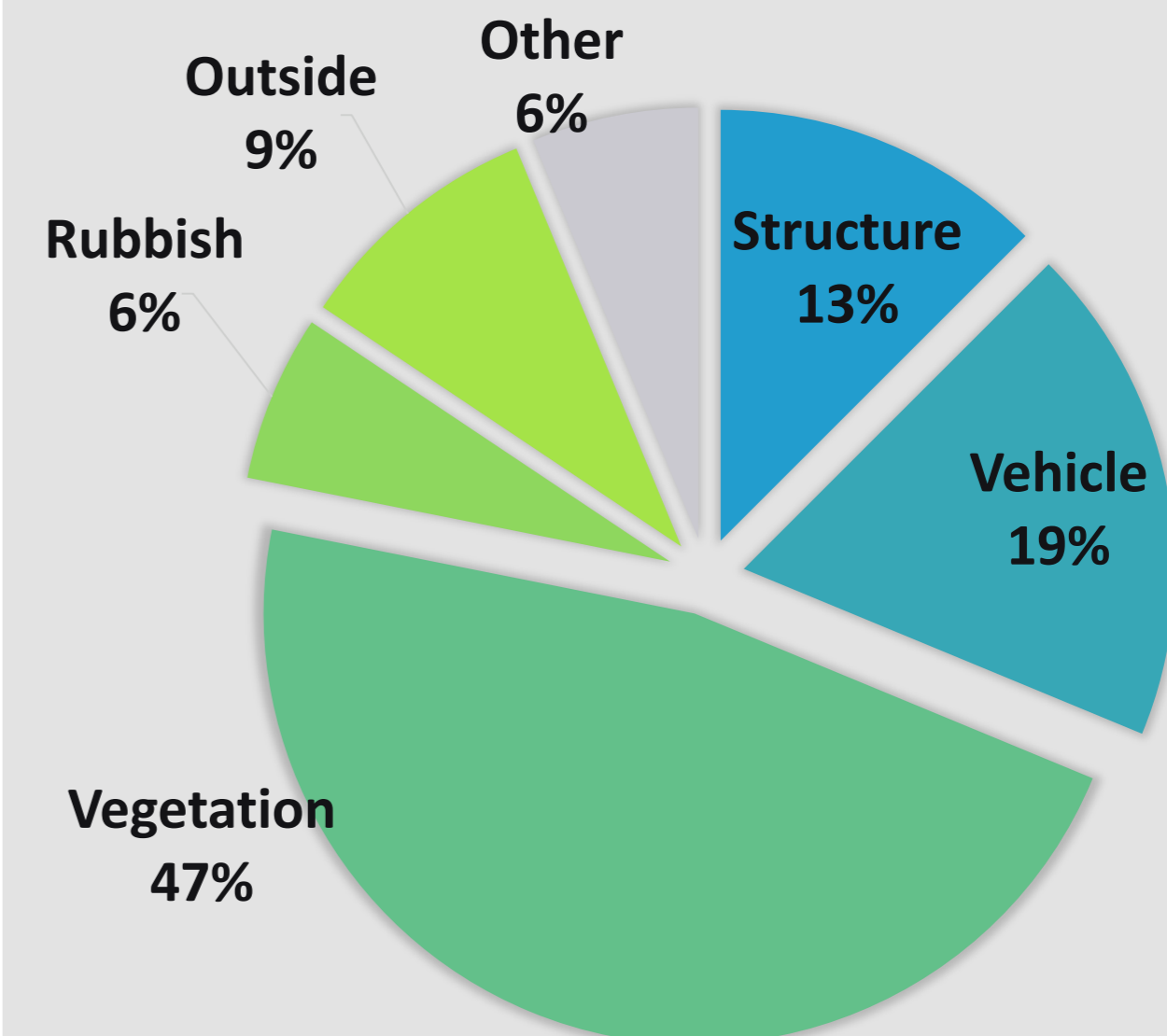
Overlapping call % by Station



% of Calls by Station



FIRES BY TYPE



North Central Fire Protection District

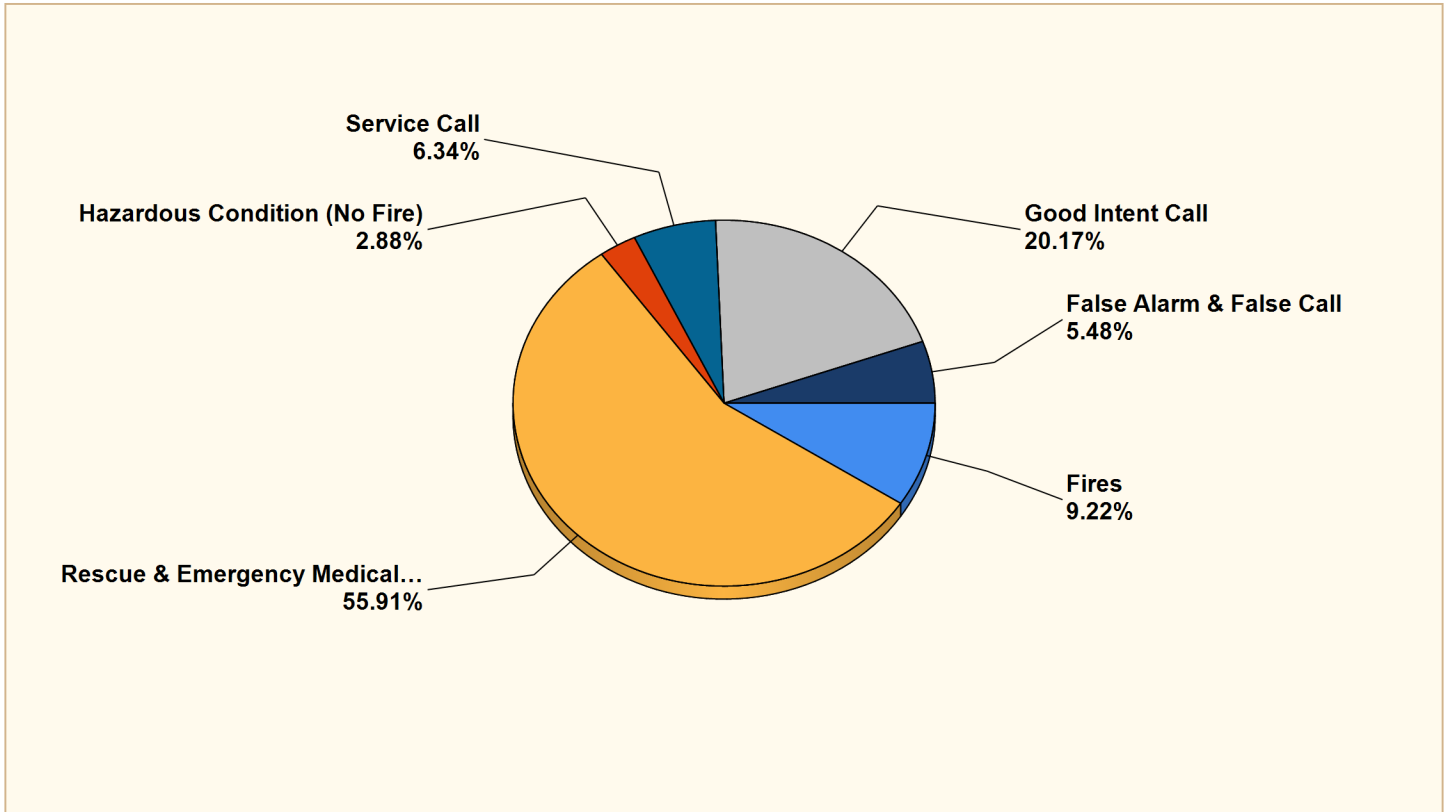
Kerman, CA

This report was generated on 10/17/2022 2:57:26 PM



Breakdown by Major Incident Types for Date Range

Zone(s): All Zones | Start Date: 09/01/2022 | End Date: 09/30/2022



MAJOR INCIDENT TYPE	# INCIDENTS	% of TOTAL
Fires	32	9.22%
Rescue & Emergency Medical Service	194	55.91%
Hazardous Condition (No Fire)	10	2.88%
Service Call	22	6.34%
Good Intent Call	70	20.17%
False Alarm & False Call	19	5.48%
TOTAL	347	100%

Only REVIEWED and/or LOCKED IMPORTED incidents are included. Summary results for a major incident type are not displayed if the count is zero.



Detailed Breakdown by Incident Type

INCIDENT TYPE	# INCIDENTS	% of TOTAL
100 - Fire, other	2	0.58%
111 - Building fire	3	0.86%
112 - Fires in structure other than in a building	1	0.29%
116 - Fuel burner/boiler malfunction, fire confined	1	0.29%
118 - Trash or rubbish fire, contained	1	0.29%
131 - Passenger vehicle fire	4	1.15%
132 - Road freight or transport vehicle fire	1	0.29%
137 - Camper or recreational vehicle (RV) fire	1	0.29%
140 - Natural vegetation fire, other	11	3.17%
143 - Grass fire	1	0.29%
150 - Outside rubbish fire, other	1	0.29%
151 - Outside rubbish, trash or waste fire	2	0.58%
160 - Special outside fire, other	3	0.86%
311 - Medical assist, assist EMS crew	27	7.78%
320 - Emergency medical service, other	2	0.58%
321 - EMS call, excluding vehicle accident with injury	130	37.46%
322 - Motor vehicle accident with injuries	24	6.92%
324 - Motor vehicle accident with no injuries.	9	2.59%
352 - Extrication of victim(s) from vehicle	1	0.29%
363 - Swift water rescue	1	0.29%
411 - Gasoline or other flammable liquid spill	1	0.29%
412 - Gas leak (natural gas or LPG)	3	0.86%
440 - Electrical wiring/equipment problem, other	1	0.29%
444 - Power line down	2	0.58%
445 - Arcing, shorted electrical equipment	2	0.58%
481 - Attempt to burn	1	0.29%
511 - Lock-out	1	0.29%
520 - Water problem, other	1	0.29%
522 - Water or steam leak	1	0.29%
550 - Public service assistance, other	6	1.73%
561 - Unauthorized burning	3	0.86%
571 - Cover assignment, standby, moveup	10	2.88%
600 - Good intent call, other	3	0.86%
611 - Dispatched & cancelled en route	53	15.27%
621 - Wrong location	1	0.29%
622 - No incident found on arrival at dispatch address	3	0.86%
651 - Smoke scare, odor of smoke	9	2.59%
671 - HazMat release investigation w/no HazMat	1	0.29%
700 - False alarm or false call, other	5	1.44%
730 - System malfunction, other	2	0.58%
731 - Sprinkler activation due to malfunction	1	0.29%
733 - Smoke detector activation due to malfunction	2	0.58%
735 - Alarm system sounded due to malfunction	2	0.58%
743 - Smoke detector activation, no fire - unintentional	1	0.29%
745 - Alarm system activation, no fire - unintentional	6	1.73%
TOTAL INCIDENTS:	347	100%

Only REVIEWED and/or LOCKED IMPORTED incidents are included. Summary results for a major incident type are not displayed if the count is zero.



North Central Fire Protection District

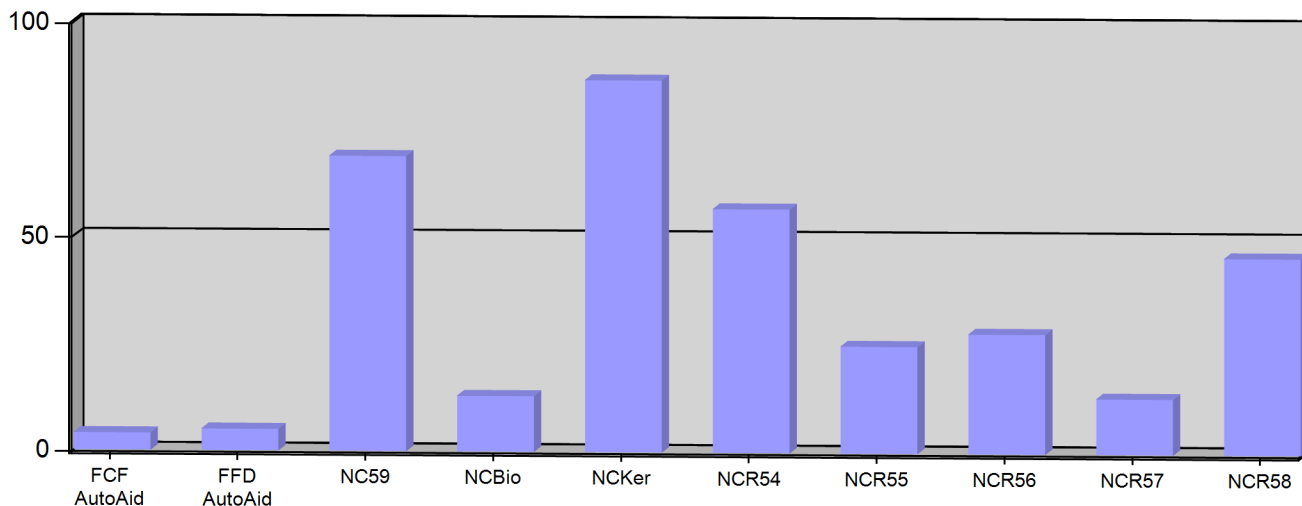
Kerman, CA

This report was generated on 10/17/2022 2:58:21 PM



Incident Count per Zone for Date Range

Start Date: 09/01/2022 | End Date: 09/30/2022



ZONE	# INCIDENTS
FCF AutoAid - Fresno County AutoAid	4
FFD AutoAid - Fresno City Auto/Mutal Aid	5
NC59 - North Central Metro, Station 59 Service Area	69
NCBio - North Central Biola	13
NCKer - North Central Kerman	87
NCR54 - North Central Rural, Station 54 Service Area	57
NCR55 - North Central Rural, Station 55 Service Area	25
NCR56 - North Central Rural, Station 56 Service Area	28
NCR57 - North Central Rural, Station 57 Service Area	13
NCR58 - North Central Rural, Station 58 Service Area	46

TOTAL: 347

Zone information is defined on the Basic Info 3 screen of an incident. Only REVIEWED incidents included. Archived Zones cannot be unarchived.



emergencyreporting.com

Doc Id: 270

Page # 1 of 1

North Central Fire Protection District

Kerman, CA

This report was generated on 10/17/2022 2:59:17 PM



Count of Incidents by Incident Type for Incident Status for Date Range

Incident Status(s): All Incident Statuses | Sort By: IncidentType | Start Date: 09/01/2022 | End Date: 09/30/2022

INCIDENT TYPE	# INCIDENTS
100 - Fire, other	2
111 - Building fire	3
112 - Fires in structure other than in a building	1
116 - Fuel burner/boiler malfunction, fire confined	1
118 - Trash or rubbish fire, contained	1
131 - Passenger vehicle fire	4
132 - Road freight or transport vehicle fire	1
137 - Camper or recreational vehicle (RV) fire	1
140 - Natural vegetation fire, other	11
143 - Grass fire	1
150 - Outside rubbish fire, other	1
151 - Outside rubbish, trash or waste fire	2
160 - Special outside fire, other	3
311 - Medical assist, assist EMS crew	27
320 - Emergency medical service, other	2
321 - EMS call, excluding vehicle accident with injury	130
322 - Motor vehicle accident with injuries	24
324 - Motor vehicle accident with no injuries.	9
352 - Extrication of victim(s) from vehicle	1
363 - Swift water rescue	1
411 - Gasoline or other flammable liquid spill	1
412 - Gas leak (natural gas or LPG)	3
440 - Electrical wiring/equipment problem, other	1
444 - Power line down	2
445 - Arcing, shorted electrical equipment	2
481 - Attempt to burn	1
511 - Lock-out	1
520 - Water problem, other	1
522 - Water or steam leak	1
550 - Public service assistance, other	6
561 - Unauthorized burning	3
571 - Cover assignment, standby, moveup	10
600 - Good intent call, other	3
611 - Dispatched & cancelled en route	53
621 - Wrong location	1
622 - No incident found on arrival at dispatch address	3
651 - Smoke scare, odor of smoke	9
671 - HazMat release investigation w/no HazMat	1

This report displays Incidents by Incident type for the selected Incident Status (es) and chosen date range. Nemsis 2 & 3 Incidents Included.



emergencyreporting.com

Doc Id: 1673

Page # 1 of 2

700 - False alarm or false call, other	5
730 - System malfunction, other	2
731 - Sprinkler activation due to malfunction	1
733 - Smoke detector activation due to malfunction	2
735 - Alarm system sounded due to malfunction	2
743 - Smoke detector activation, no fire - unintentional	1
745 - Alarm system activation, no fire - unintentional	6
Incidents Without Incident Type	1

Total Incidents

348

This report displays Incidents by Incident type for the selected Incident Status (es) and chosen date range. Nemsis 2 & 3 Incidents Included.



North Central Fire Protection District

Kerman, CA

This report was generated on 10/17/2022 2:59:43 PM



Incident Count per Apparatus per Zone for Date Range

Start Date: 09/01/2022 | End Date: 09/30/2022

ZONE	# INCIDENTS
APPARATUS: BC56	
NCKer - North Central Kerman	1
NCR54 - North Central Rural, Station 54 Service Area	1
NCR56 - North Central Rural, Station 56 Service Area	2
NCR58 - North Central Rural, Station 58 Service Area	3
APPARATUS: BC57	
NC59 - North Central Metro, Station 59 Service Area	1
NCR54 - North Central Rural, Station 54 Service Area	6
NCR55 - North Central Rural, Station 55 Service Area	3
NCR56 - North Central Rural, Station 56 Service Area	4
NCR58 - North Central Rural, Station 58 Service Area	2
APPARATUS: BC58	
NC59 - North Central Metro, Station 59 Service Area	2
NCBio - North Central Biola	1
NCR54 - North Central Rural, Station 54 Service Area	2
NCR57 - North Central Rural, Station 57 Service Area	2
NCR58 - North Central Rural, Station 58 Service Area	1
APPARATUS: E05	
FFD AutoAid - Fresno City Auto/Mutal Aid	1
APPARATUS: E11	
FFD AutoAid - Fresno City Auto/Mutal Aid	1
APPARATUS: E16	
NCR54 - North Central Rural, Station 54 Service Area	1
APPARATUS: E19	
FFD AutoAid - Fresno City Auto/Mutal Aid	2
NCR54 - North Central Rural, Station 54 Service Area	1
APPARATUS: E20	
FFD AutoAid - Fresno City Auto/Mutal Aid	1

Only REVIEWED included.



ZONE	# INCIDENTS
APPARATUS: E259	
FFD AutoAid - Fresno City Auto/Mutal Aid	2
NC59 - North Central Metro, Station 59 Service Area	64
APPARATUS: E54	
FCF AutoAid - Fresno County AutoAid	2
FFD AutoAid - Fresno City Auto/Mutal Aid	1
NC59 - North Central Metro, Station 59 Service Area	3
NCR54 - North Central Rural, Station 54 Service Area	49
NCR56 - North Central Rural, Station 56 Service Area	3
NCR58 - North Central Rural, Station 58 Service Area	6
APPARATUS: E55	
FCF AutoAid - Fresno County AutoAid	2
NCBio - North Central Biola	1
NCKer - North Central Kerman	78
NCR54 - North Central Rural, Station 54 Service Area	2
NCR55 - North Central Rural, Station 55 Service Area	25
NCR56 - North Central Rural, Station 56 Service Area	4
NCR57 - North Central Rural, Station 57 Service Area	2
NCR58 - North Central Rural, Station 58 Service Area	1
APPARATUS: E56	
FCF AutoAid - Fresno County AutoAid	1
NC59 - North Central Metro, Station 59 Service Area	5
NCBio - North Central Biola	1
NCKer - North Central Kerman	4
NCR54 - North Central Rural, Station 54 Service Area	13
NCR55 - North Central Rural, Station 55 Service Area	1
NCR56 - North Central Rural, Station 56 Service Area	23
NCR58 - North Central Rural, Station 58 Service Area	4
APPARATUS: E57	
FFD AutoAid - Fresno City Auto/Mutal Aid	1
NC59 - North Central Metro, Station 59 Service Area	1
NCBio - North Central Biola	13
NCKer - North Central Kerman	8

Only REVIEWED included.

ZONE	# INCIDENTS
NCR54 - North Central Rural, Station 54 Service Area	2
NCR55 - North Central Rural, Station 55 Service Area	3
NCR56 - North Central Rural, Station 56 Service Area	2
NCR57 - North Central Rural, Station 57 Service Area	11
NCR58 - North Central Rural, Station 58 Service Area	5
APPARATUS: E58	
FFD AutoAid - Fresno City Auto/Mutal Aid	2
NC59 - North Central Metro, Station 59 Service Area	2
NCBio - North Central Biola	1
NCKer - North Central Kerman	2
NCR54 - North Central Rural, Station 54 Service Area	7
NCR56 - North Central Rural, Station 56 Service Area	3
NCR57 - North Central Rural, Station 57 Service Area	2
NCR58 - North Central Rural, Station 58 Service Area	38
APPARATUS: E59	
NC59 - North Central Metro, Station 59 Service Area	15
APPARATUS: E89	
NCR54 - North Central Rural, Station 54 Service Area	3
APPARATUS: E95	
NCKer - North Central Kerman	2
APPARATUS: FM55	
NC59 - North Central Metro, Station 59 Service Area	2
NCKer - North Central Kerman	1
NCR54 - North Central Rural, Station 54 Service Area	3
NCR56 - North Central Rural, Station 56 Service Area	1
APPARATUS: P58	
NCR54 - North Central Rural, Station 54 Service Area	1
APPARATUS: T14	
NCBio - North Central Biola	1
APPARATUS: T55	
NCKer - North Central Kerman	6
NCR55 - North Central Rural, Station 55 Service Area	5
NCR56 - North Central Rural, Station 56 Service Area	1

Only REVIEWED included.



ZONE	# INCIDENTS
NCR57 - North Central Rural, Station 57 Service Area	2
APPARATUS: TRN55	
NCR59 - North Central Metro, Station 59 Service Area	3
NCKer - North Central Kerman	2
NCR54 - North Central Rural, Station 54 Service Area	1
APPARATUS: WT55	
NCR54 - North Central Rural, Station 54 Service Area	1
NCR55 - North Central Rural, Station 55 Service Area	2
NCR56 - North Central Rural, Station 56 Service Area	2
APPARATUS: WT56	
NCR54 - North Central Rural, Station 54 Service Area	9
NCR56 - North Central Rural, Station 56 Service Area	6
NCR58 - North Central Rural, Station 58 Service Area	4
APPARATUS: WT57	
FFD AutoAid - Fresno City Auto/Mutal Aid	1
NCR54 - North Central Rural, Station 54 Service Area	6
NCR58 - North Central Rural, Station 58 Service Area	4
Total for All Apparatus :	522

Only REVIEWED included.



North Central Fire Protection District

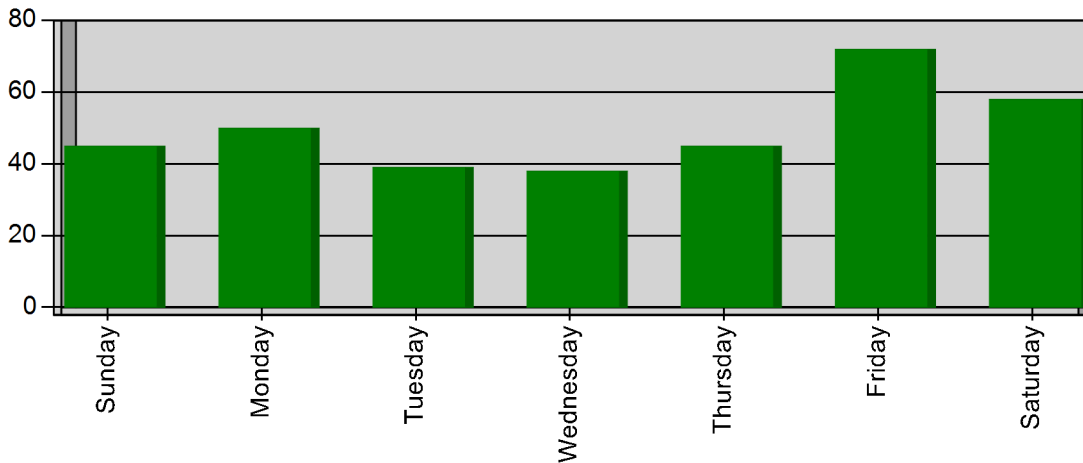
Kerman, CA

This report was generated on 10/17/2022 3:00:07 PM



Incidents by Day of the Week for Date Range

Start Date: 09/01/2022 | End Date: 09/30/2022



DAY OF THE WEEK	# INCIDENTS
Sunday	45
Monday	50
Tuesday	39
Wednesday	38
Thursday	45
Friday	72
Saturday	58
TOTAL	347

Only REVIEWED incidents included



North Central Fire Protection District

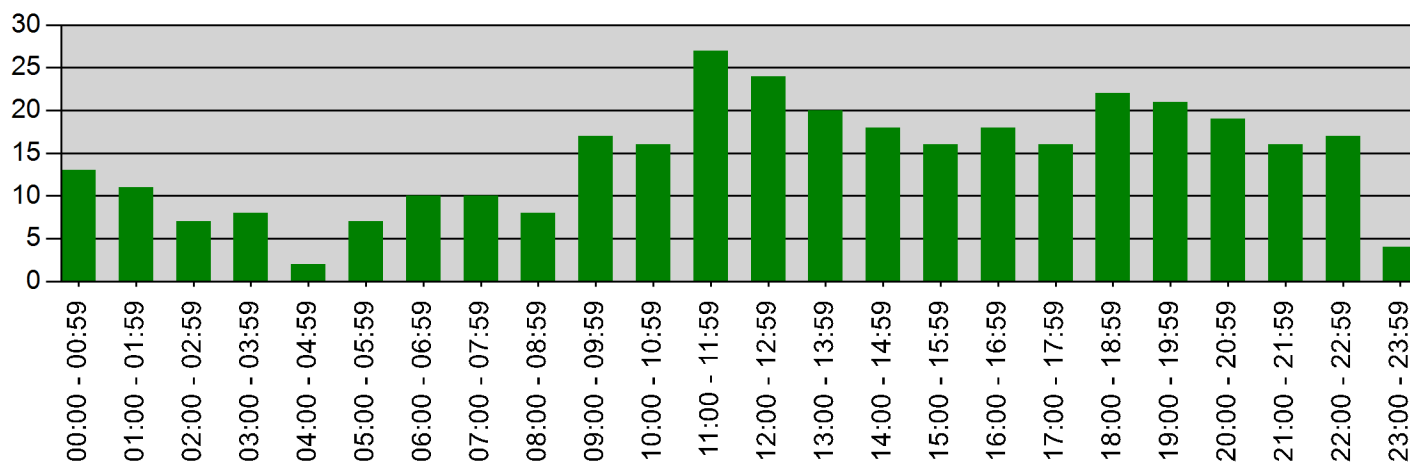
Kerman, CA

This report was generated on 10/17/2022 3:00:41 PM



Incidents by Hour for Date Range

Start Date: 09/01/2022 | End Date: 09/30/2022



HOUR	# of CALLS
00:00 - 00:59	13
01:00 - 01:59	11
02:00 - 02:59	7
03:00 - 03:59	8
04:00 - 04:59	2
05:00 - 05:59	7
06:00 - 06:59	10
07:00 - 07:59	10
08:00 - 08:59	8
09:00 - 09:59	17
10:00 - 10:59	16
11:00 - 11:59	27
12:00 - 12:59	24
13:00 - 13:59	20
14:00 - 14:59	18
15:00 - 15:59	16
16:00 - 16:59	18
17:00 - 17:59	16
18:00 - 18:59	22
19:00 - 19:59	21
20:00 - 20:59	19
21:00 - 21:59	16
22:00 - 22:59	17
23:00 - 23:59	4

Only REVIEWED incidents included



North Central Fire Protection District

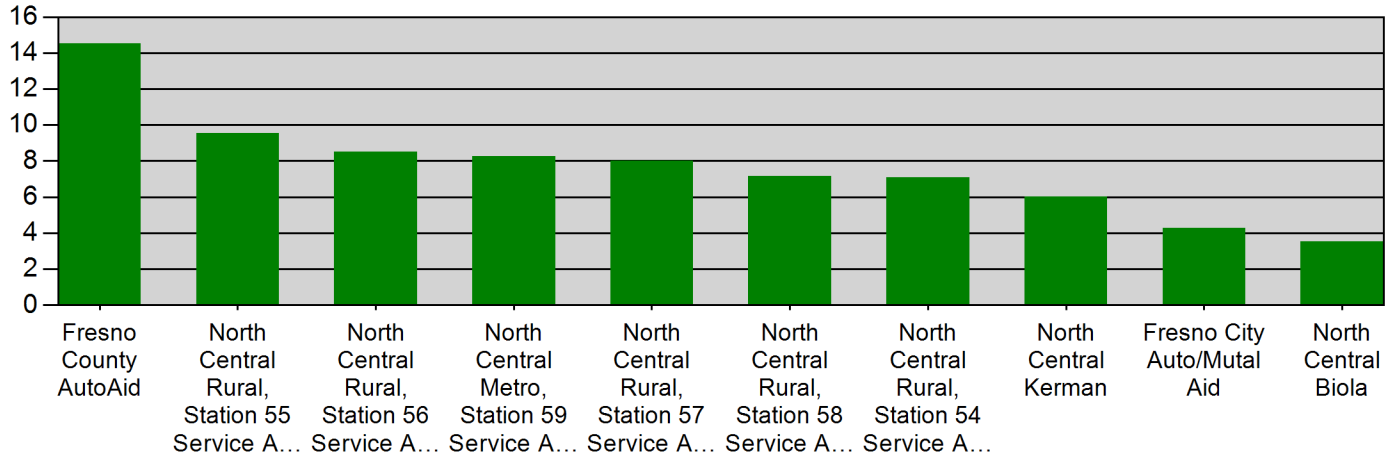
Kerman, CA

This report was generated on 10/17/2022 3:01:11 PM



Average Response Time per Zone for Date Range

Start Date: 09/01/2022 | End Date: 09/30/2022



Zone	AVERAGE RESPONSE TIME in minutes (Dispatch to Arrived)
FCF AutoAid - Fresno County AutoAid	14:51
NCR55 - North Central Rural, Station 55 Service Area	9:53
NCR56 - North Central Rural, Station 56 Service Area	8:51
NC59 - North Central Metro, Station 59 Service Area	8:25
NCR57 - North Central Rural, Station 57 Service Area	8:01
NCR58 - North Central Rural, Station 58 Service Area	7:17
NCR54 - North Central Rural, Station 54 Service Area	7:09
NCKer - North Central Kerman	6:04
FFD AutoAid - Fresno City Auto/Mutal Aid	4:30
NCBio - North Central Biola	3:55

Only REVIEWED incidents included



North Central Fire Protection District

Kerman, CA

This report was generated on 10/17/2022 3:01:35 PM



Count of Overlapping Incidents for Date Range

Start Date: 09/01/2022 | End Date: 09/30/2022

# OVERLAPPING	% OVERLAPPING	TOTAL
109	31.41	347

OVERLAPPING INCIDENT DETAILS					
ALARM	CLEAR/CANCEL	INCIDENT #	INCIDENT TYPE	STATION	ZONE
9/2/2022					
9/2/2022 6:24:43 AM	9/2/2022 6:50:31 AM	2022-2063710	321	NCR58	North Central Rural, Station 58 Service Area
9/2/2022 6:29:02 AM	9/2/2022 6:38:19 AM	2022-2063709	311	NCR54	North Central Rural, Station 54 Service Area
9/2/2022 9:19:07 AM	9/2/2022 9:38:15 AM	2022-2063711	311	NCR54	North Central Rural, Station 54 Service Area
9/2/2022 9:35:04 AM	9/2/2022 9:56:35 AM	2022-2063712	311	NCR58	North Central Rural, Station 58 Service Area
9/3/2022					
9/3/2022 10:25:21 AM	9/3/2022 10:40:35 AM	2022-2063719	321	NCKer	North Central Kerman
9/3/2022 10:34:51 AM	9/3/2022 10:48:03 AM	2022-2063720	322	NCKer	North Central Kerman
9/3/2022 10:46:58 AM	9/3/2022 11:10:26 AM	2022-2063721	321	NCKer	North Central Kerman
9/3/2022 7:17:58 PM	9/3/2022 7:31:44 PM	2022-2063724	651	NCR55	North Central Rural, Station 55 Service Area
9/3/2022 7:22:08 PM	9/3/2022 7:46:54 PM	2022-2063725	445	NC59	North Central Metro, Station 59 Service Area
9/4/2022					
9/4/2022 6:19:27 PM	9/4/2022 6:46:34 PM	2022-2063733	321	NC59	North Central Metro, Station 59 Service Area
9/4/2022 6:19:58 PM	9/4/2022 7:07:14 PM	2022-2063737	160	NCR54	North Central Rural, Station 54 Service Area
9/4/2022 6:35:09 PM	9/4/2022 6:50:21 PM	2022-2063735	700	NCR54	North Central Rural, Station 54 Service Area
9/4/2022 6:39:39 PM	9/4/2022 6:44:13 PM	2022-2063734	571	NCR58	North Central Rural, Station 58 Service Area
9/4/2022 6:41:00 PM	9/4/2022 6:51:09 PM	2022-2063736	322	NCR55	North Central Rural, Station 55 Service Area
9/4/2022 7:31:20 PM	9/4/2022 7:58:26 PM	2022-2063738	321	NCR55	North Central Rural, Station 55 Service Area
9/4/2022 7:45:04 PM	9/4/2022 7:58:32 PM	2022-2063739	571	NCKer	North Central Kerman
9/6/2022					
9/6/2022 7:20:16 AM	9/6/2022 7:39:13 AM	2022-2063755	322	NCR54	North Central Rural, Station 54 Service Area
9/6/2022 7:33:12 AM	9/6/2022 7:44:38 AM	2022-2063756	321	NCKer	North Central Kerman
9/6/2022 12:02:28 PM	9/6/2022 12:22:03 PM	2022-2063757	321	NCR55	North Central Rural, Station 55 Service Area
9/6/2022 12:18:19 PM	9/6/2022 12:49:06 PM	2022-2063758	321	NCR58	North Central Rural, Station 58 Service Area
9/6/2022 5:58:27 PM	9/6/2022 6:19:06 PM	2022-2063763	320	NC59	North Central Metro, Station 59 Service Area

Percentage of incidents overlapping from total incidents in month, year. Compared incident time range as either Alarm to Cancel or Alarm to Clear for incidents that have either Cancel or Clear time recorded. Reviewed calls only. Group by date. Displays date, incident number, incident type (numeric only), zone, and station.



OVERLAPPING INCIDENT DETAILS					
ALARM	CLEAR/CANCEL	INCIDENT #	INCIDENT TYPE	STATION	ZONE
9/6/2022 6:07:00 PM	9/6/2022 6:24:46 PM	2022-2063764	412	NC59	North Central Metro, Station 59 Service Area
9/7/2022					
9/7/2022 9:12:13 AM	9/7/2022 9:21:16 AM	2022-2063769	321	NCKer	North Central Kerman
9/7/2022 9:12:33 AM	9/7/2022 9:27:30 AM	2022-2063770	321	NCR58	North Central Rural, Station 58 Service Area
9/7/2022 9:16:49 AM	9/7/2022 9:27:23 AM	2022-2063771	700	NCBio	North Central Rural, Station 57 Service Area
9/8/2022					
9/8/2022 9:17:37 AM	9/8/2022 9:29:10 AM	2022-2063780	411	NCKer	North Central Kerman
9/8/2022 9:25:08 AM	9/8/2022 9:31:52 AM	2022-2063781	321	NC59	North Central Metro, Station 59 Service Area
9/8/2022 9:25:36 AM	9/8/2022 9:47:47 AM	2022-2063783	321	NCKer	North Central Kerman
9/8/2022 9:26:02 AM	9/8/2022 9:44:39 AM	2022-2063782	321	NCBio	North Central Rural, Station 57 Service Area
9/8/2022 5:03:25 PM	9/8/2022 5:24:25 PM	2022-2063787	671	NC59	North Central Metro, Station 59 Service Area
9/8/2022 5:07:58 PM	9/8/2022 5:22:40 PM	2022-2063786	321	NC59	North Central Metro, Station 59 Service Area
9/9/2022					
9/9/2022 10:12:27 AM	9/9/2022 12:00:20 PM	2022-2063802	112	NCR56	Fresno County AutoAid
9/9/2022 10:26:49 AM	9/9/2022 10:35:56 AM	2022-2063792	571	NCKer	North Central Kerman
9/9/2022 10:29:08 AM	9/9/2022 10:50:36 AM	2022-2063793	651	NCR58	North Central Rural, Station 54 Service Area
9/9/2022 10:29:28 AM	9/9/2022 10:52:12 AM	2022-2063794	140	NCR54	Fresno City Auto/Mutal Aid
9/9/2022 11:01:40 AM	9/9/2022 11:16:10 AM	2022-2063795	321	NCR56	North Central Rural, Station 56 Service Area
9/9/2022 12:02:23 PM	9/9/2022 12:56:17 PM	2022-2063797	321	NC59	North Central Metro, Station 59 Service Area
9/9/2022 12:15:23 PM	9/9/2022 12:21:13 PM	2022-2063796	321	NCKer	North Central Kerman
9/9/2022 2:41:32 PM	9/9/2022 3:21:09 PM	2022-2063800	131	NCR56	North Central Rural, Station 56 Service Area
9/9/2022 2:57:13 PM	9/9/2022 3:15:55 PM	2022-2063798	550	NCKer	North Central Kerman
9/9/2022 3:09:38 PM	9/9/2022 3:19:57 PM	2022-2063799	321	NCKer	North Central Kerman
9/10/2022					
9/10/2022 2:41:16 AM	9/10/2022 11:26:39 AM	2022-2063819	111	NC59	North Central Metro, Station 59 Service Area
9/10/2022 3:24:13 AM	9/10/2022 3:35:20 AM	2022-2063812	571	NCR58	North Central Rural, Station 58 Service Area
9/10/2022 3:36:00 AM	9/10/2022 4:19:18 AM	2022-2063816	550	NCKer	North Central Kerman
9/10/2022 3:52:22 AM	9/10/2022 4:14:49 AM	2022-2063814	571	NCBio	North Central Biola
9/10/2022 3:52:22 AM	9/10/2022 4:14:49 AM	2022-2063815	571	NCBio	North Central Rural, Station 58 Service Area
9/10/2022 3:58:00 AM	9/10/2022 4:10:00 AM	2022-2063813	651	NC59	North Central Metro, Station 59 Service Area
9/10/2022 5:20:20 AM	9/10/2022 5:38:50 AM	2022-2063817	160	NC59	North Central Metro, Station 59 Service Area
9/10/2022 11:02:10 AM	9/10/2022 11:15:47 AM	2022-2063818	321	NCKer	North Central Kerman
9/11/2022					
9/11/2022 6:28:47 PM	9/11/2022 6:31:57 PM	2022-2063829	611	NCR54	North Central Rural, Station 54 Service Area

Percentage of incidents overlapping from total incidents in month,year. Compared incident time range as either Alarm to Cancel or Alarm to Clear for incidents that have either Cancel or Clear time recorded. Reviewed calls only. Group by date. Displays date, incident number, incident type (numeric only), zone, and station.

OVERLAPPING INCIDENT DETAILS					
ALARM	CLEAR/CANCEL	INCIDENT #	INCIDENT TYPE	STATION	ZONE
9/11/2022 6:28:47 PM	9/11/2022 6:48:09 PM	2022-2063830	321	NCR54	North Central Rural, Station 54 Service Area
9/11/2022 9:14:19 PM	9/11/2022 9:38:17 PM	2022-2063834	622	NCR55	North Central Rural, Station 55 Service Area
9/11/2022 9:17:13 PM	9/11/2022 9:31:44 PM	2022-2063833	611	NCKer	North Central Kerman
9/12/2022					
9/12/2022 5:33:14 PM	9/12/2022 5:36:52 PM	2022-2063843	611	NCR54	North Central Rural, Station 54 Service Area
9/12/2022 5:36:36 PM	9/12/2022 5:39:28 PM	2022-2063844	611	NC59	North Central Metro, Station 59 Service Area
9/13/2022					
9/13/2022 9:07:59 AM	9/13/2022 9:29:20 AM	2022-2063849	651	NCKer	North Central Kerman
9/13/2022 9:12:06 AM	9/13/2022 11:35:41 AM	2022-2063850	111	NCKer	North Central Kerman
9/17/2022					
9/17/2022 12:32:30 PM	9/17/2022 12:42:25 PM	2022-2063895	571	NCBio	North Central Biola
9/17/2022 12:36:35 PM	9/17/2022 12:58:54 PM	2022-2063883	321	NCR55	North Central Rural, Station 55 Service Area
9/17/2022 8:51:41 PM	9/17/2022 9:07:20 PM	2022-2063892	322	NCR54	North Central Rural, Station 54 Service Area
9/17/2022 8:57:17 PM	9/17/2022 10:10:50 PM	2022-2063896	151	NCR54	North Central Rural, Station 54 Service Area
9/17/2022 9:19:36 PM	9/17/2022 11:20:24 PM	2022-2063897	352	NCR55	North Central Rural, Station 55 Service Area
9/17/2022 9:24:12 PM	9/17/2022 9:54:15 PM	2022-2063894	571	NCKer	North Central Kerman
9/17/2022 9:30:30 PM	9/17/2022 9:42:18 PM	2022-2063893	561	NCR56	North Central Rural, Station 56 Service Area
9/20/2022					
9/20/2022 6:17:37 PM	9/20/2022 7:44:08 PM	2022-2063921	324	NCBio	North Central Rural, Station 57 Service Area
9/20/2022 7:40:56 PM	9/20/2022 8:01:36 PM	2022-2063922	324	NCR54	North Central Rural, Station 54 Service Area
9/20/2022 10:38:37 PM	9/20/2022 10:53:12 PM	2022-2063924	700	NCR58	North Central Rural, Station 58 Service Area
9/20/2022 10:49:38 PM	9/20/2022 10:58:59 PM	2022-2063925	611	NCR54	North Central Rural, Station 58 Service Area
9/21/2022					
9/21/2022 12:17:18 AM	9/21/2022 12:59:41 AM	2022-2063926	321	NCR54	North Central Rural, Station 54 Service Area
9/21/2022 12:31:50 AM	9/21/2022 12:44:56 AM	2022-2063927	311	NCR54	Fresno County AutoAid
9/21/2022 12:59:48 PM	9/21/2022 1:46:02 PM	2022-2063930	322	NCBio	North Central Rural, Station 57 Service Area
9/21/2022 1:00:33 PM	9/21/2022 1:18:32 PM	2022-2063929	311	NCR56	North Central Rural, Station 54 Service Area
9/21/2022 1:01:03 PM	9/21/2022 1:06:05 PM	2022-2063928	611	NCR56	North Central Rural, Station 54 Service Area
9/21/2022 6:07:49 PM	9/21/2022 6:24:26 PM	2022-2063935	745	NC59	North Central Metro, Station 59 Service Area
9/21/2022 6:09:37 PM	9/21/2022 6:20:33 PM	2022-2063934	321	NCKer	North Central Kerman
9/22/2022					
9/22/2022 11:43:41 AM	9/22/2022 11:50:33 AM	2022-2063942	522	NCBio	North Central Biola
9/22/2022 11:49:55 AM	9/22/2022 12:11:49 PM	2022-2063943	321	NCBio	North Central Rural, Station 57 Service Area

Percentage of incidents overlapping from total incidents in month, year. Compared incident time range as either Alarm to Cancel or Alarm to Clear for incidents that have either Cancel or Clear time recorded. Reviewed calls only. Group by date. Displays date, incident number, incident type (numeric only), zone, and station.

OVERLAPPING INCIDENT DETAILS

ALARM	CLEAR/CANCEL	INCIDENT #	INCIDENT TYPE	STATION	ZONE
9/22/2022 4:42:56 PM	9/22/2022 5:22:19 PM	2022-2063945	600	NCR55	North Central Rural, Station 55 Service Area
9/22/2022 4:45:03 PM	9/22/2022 4:57:11 PM	2022-2063944	311	NCR54	North Central Rural, Station 54 Service Area
9/23/2022					
9/23/2022 1:28:44 AM	9/23/2022 1:38:20 AM	2022-2063948	321	NCR58	North Central Rural, Station 58 Service Area
9/23/2022 1:29:20 AM	9/23/2022 1:33:17 AM	2022-2063947	611	NCKer	North Central Kerman
9/23/2022 4:51:14 AM	9/23/2022 5:35:07 AM	2022-2063951	131	NCR54	North Central Rural, Station 54 Service Area
9/23/2022 5:14:53 AM	9/23/2022 5:25:35 AM	2022-2063950	611	NC59	North Central Metro, Station 59 Service Area
9/23/2022 11:04:44 AM	9/23/2022 12:37:19 PM	2022-2063959	140	NCR56	North Central Rural, Station 56 Service Area
9/23/2022 11:08:53 AM	9/23/2022 11:55:31 AM	2022-2063958	140	NCR54	North Central Rural, Station 56 Service Area
9/23/2022 11:11:18 AM	9/23/2022 11:17:18 AM	2022-2063955	611	NCR56	North Central Rural, Station 56 Service Area
9/23/2022 11:19:04 AM	9/23/2022 11:28:10 AM	2022-2063956	140	NCR56	North Central Rural, Station 56 Service Area
9/23/2022 11:27:53 AM	9/23/2022 11:34:49 AM	2022-2063957	571	NCKer	North Central Kerman
9/24/2022					
9/24/2022 11:05:10 AM	9/24/2022 11:20:38 AM	2022-2063967	321	NC59	North Central Metro, Station 59 Service Area
9/24/2022 11:06:00 AM	9/24/2022 11:20:47 AM	2022-2063966	621	NCBio	Fresno City Auto/Mutal Aid
9/24/2022 11:17:17 AM	9/24/2022 11:40:35 AM	2022-2063969	322	NCR54	North Central Rural, Station 54 Service Area
9/24/2022 11:20:00 AM	9/24/2022 11:22:12 AM	2022-2063968	322	NCR54	North Central Rural, Station 54 Service Area
9/24/2022 3:01:37 PM	9/24/2022 3:12:11 PM	2022-2063972	611	NCR56	North Central Rural, Station 56 Service Area
9/24/2022 3:01:46 PM	9/24/2022 3:12:51 PM	2022-2063973	321	NC59	North Central Metro, Station 59 Service Area
9/24/2022 5:51:09 PM	9/24/2022 6:22:48 PM	2022-2063976	143	NCR54	North Central Rural, Station 54 Service Area
9/24/2022 6:11:44 PM	9/24/2022 6:19:26 PM	2022-2063975	745	NC59	North Central Metro, Station 59 Service Area
9/24/2022 7:33:42 PM	9/24/2022 8:14:24 PM	2022-2063978	111	NC59	North Central Metro, Station 59 Service Area
9/24/2022 7:34:47 PM	9/24/2022 7:44:31 PM	2022-2063977	311	NCR58	North Central Rural, Station 58 Service Area
9/24/2022 8:06:02 PM	9/24/2022 8:19:42 PM	2022-2063979	651	NCR54	North Central Rural, Station 54 Service Area
9/24/2022 10:28:07 PM	9/24/2022 10:41:14 PM	2022-2063981	611	NCKer	North Central Kerman
9/24/2022 10:31:23 PM	9/24/2022 11:01:00 PM	2022-2063983	140	NCR54	North Central Rural, Station 54 Service Area
9/24/2022 10:34:48 PM	9/24/2022 10:46:12 PM	2022-2063982	321	NCKer	North Central Kerman
9/26/2022					
9/26/2022 7:28:08 AM	9/26/2022 8:02:54 AM	2022-2063993	520	NC59	North Central Metro, Station 59 Service Area
9/26/2022 7:59:26 AM	9/26/2022 8:24:56 AM	2022-2063994	322	NCR55	North Central Rural, Station 55 Service Area
9/26/2022 8:05:49 AM	9/26/2022 8:42:00 AM	2022-2063995	324	NCR58	North Central Rural, Station 58 Service Area

Percentage of incidents overlapping from total incidents in month,year. Compared incident time range as either Alarm to Cancel or Alarm to Clear for incidents that have either Cancel or Clear time recorded. Reviewed calls only. Group by date. Displays date, incident number, incident type (numeric only), zone, and station.

OVERLAPPING INCIDENT DETAILS

ALARM	CLEAR/CANCEL	INCIDENT #	INCIDENT TYPE	STATION	ZONE
9/28/2022					
9/28/2022 8:05:55 PM	9/28/2022 8:18:00 PM	2022-2064019	622	NCR54	North Central Rural, Station 54 Service Area
9/28/2022 8:12:36 PM	9/28/2022 8:48:08 PM	2022-2064020	561	NCR55	North Central Rural, Station 55 Service Area
9/30/2022					
9/30/2022 5:44:01 PM	9/30/2022 6:12:05 PM	2022-2064041	322	NC59	Fresno City Auto/Mutal Aid
9/30/2022 6:04:45 PM	9/30/2022 6:16:56 PM	2022-2064042	322	NCR54	North Central Rural, Station 54 Service Area

Percentage of incidents overlapping from total incidents in month,year. Compared incident time range as either Alarm to Cancel or Alarm to Clear for incidents that have either Cancel or Clear time recorded. Reviewed calls only. Group by date. Displays date, incident number, incident type (numeric only), zone, and station.



North Central Fire Protection District

Kerman, CA

This report was generated on 10/17/2022 3:03:15 PM



Count of Overlapping Incidents for Station for Date Range (In Service Time Used)

Incident Status(s): All Incident Statuses | Station(s): NCKer | Start Date: 09/01/2022 | End Date: 09/30/2022

OVERLAPPING COUNT	PERCENT OVERLAPPING	TOTAL
11	12.64 %	87

OVERLAPPING INCIDENT DETAILS (ALARM TO IN SERVICE)

ALARM	IN SERVICE	INCIDENT NUMBER	INCIDENT TYPE	ZONE
9/3/2022				
9/3/2022 10:25:21 AM	9/3/2022 10:40:35 AM	2022-2063719	321	North Central Kerman
9/3/2022 10:34:51 AM	9/3/2022 10:48:03 AM	2022-2063720	322	North Central Kerman
9/3/2022 10:46:58 AM	9/3/2022 11:10:26 AM	2022-2063721	321	North Central Kerman
9/8/2022				
9/8/2022 9:17:37 AM	9/8/2022 9:29:10 AM	2022-2063780	411	North Central Kerman
9/8/2022 9:25:36 AM	9/8/2022 9:47:47 AM	2022-2063783	321	North Central Kerman
9/9/2022				
9/9/2022 2:57:13 PM	9/9/2022 3:15:55 PM	2022-2063798	550	North Central Kerman
9/9/2022 3:09:38 PM	9/9/2022 3:19:57 PM	2022-2063799	321	North Central Kerman
9/13/2022				
9/13/2022 9:07:59 AM	9/13/2022 9:29:20 AM	2022-2063849	651	North Central Kerman
9/13/2022 9:12:06 AM	9/13/2022 11:35:41 AM	2022-2063850	111	North Central Kerman
9/24/2022				
9/24/2022 10:28:07 PM	9/24/2022 10:41:14 PM	2022-2063981	611	North Central Kerman
9/24/2022 10:34:48 PM	9/24/2022 10:46:12 PM	2022-2063982	321	North Central Kerman

Incident time range is difference between 'Alarm' and 'In Service' time stamps (both must be present). If multiple apparatus respond, 'In Service' taken from final apparatus to leave. Results grouped by date.



North Central Fire Protection District

Kerman, CA

This report was generated on 10/17/2022 3:11:31 PM



Count of Overlapping Incidents for Station for Date Range (In Service Time Used)

Incident Status(s): All Incident Statuses | Station(s): NCKer | Start Date: 09/01/2022 | End Date: 09/30/2022

OVERLAPPING COUNT	PERCENT OVERLAPPING	TOTAL
11	12.64 %	87

OVERLAPPING INCIDENT DETAILS (ALARM TO IN SERVICE)

ALARM	IN SERVICE	INCIDENT NUMBER	INCIDENT TYPE	ZONE
9/3/2022				
9/3/2022 10:25:21 AM	9/3/2022 10:40:35 AM	2022-2063719	321	North Central Kerman
9/3/2022 10:34:51 AM	9/3/2022 10:48:03 AM	2022-2063720	322	North Central Kerman
9/3/2022 10:46:58 AM	9/3/2022 11:10:26 AM	2022-2063721	321	North Central Kerman
9/8/2022				
9/8/2022 9:17:37 AM	9/8/2022 9:29:10 AM	2022-2063780	411	North Central Kerman
9/8/2022 9:25:36 AM	9/8/2022 9:47:47 AM	2022-2063783	321	North Central Kerman
9/9/2022				
9/9/2022 2:57:13 PM	9/9/2022 3:15:55 PM	2022-2063798	550	North Central Kerman
9/9/2022 3:09:38 PM	9/9/2022 3:19:57 PM	2022-2063799	321	North Central Kerman
9/13/2022				
9/13/2022 9:07:59 AM	9/13/2022 9:29:20 AM	2022-2063849	651	North Central Kerman
9/13/2022 9:12:06 AM	9/13/2022 11:35:41 AM	2022-2063850	111	North Central Kerman
9/24/2022				
9/24/2022 10:28:07 PM	9/24/2022 10:41:14 PM	2022-2063981	611	North Central Kerman
9/24/2022 10:34:48 PM	9/24/2022 10:46:12 PM	2022-2063982	321	North Central Kerman

Incident time range is difference between 'Alarm' and 'In Service' time stamps (both must be present). If multiple apparatus respond, 'In Service' taken from final apparatus to leave. Results grouped by date.



North Central Fire Protection District

Kerman, CA

This report was generated on 10/17/2022 3:03:58 PM



Count of Overlapping Incidents for Station for Date Range (In Service Time Used)

Incident Status(s): All Incident Statuses | Station(s): NC59 | Start Date: 09/01/2022 | End Date: 09/30/2022

OVERLAPPING COUNT	PERCENT OVERLAPPING	TOTAL
7	9.86 %	71

OVERLAPPING INCIDENT DETAILS (ALARM TO IN SERVICE)

ALARM	IN SERVICE	INCIDENT NUMBER	INCIDENT TYPE	ZONE
9/6/2022				
9/6/2022 5:58:27 PM	9/6/2022 6:19:06 PM	2022-2063763	320	North Central Metro, Station 59 Service Area
9/6/2022 6:07:00 PM	9/6/2022 6:24:46 PM	2022-2063764	412	North Central Metro, Station 59 Service Area
9/8/2022				
9/8/2022 5:07:58 PM	9/8/2022 5:22:40 PM	2022-2063786	321	North Central Metro, Station 59 Service Area
9/8/2022 5:03:25 PM	9/8/2022 5:24:25 PM	2022-2063787	671	North Central Metro, Station 59 Service Area
9/10/2022				
9/10/2022 3:58:00 AM	9/10/2022 4:10:00 AM	2022-2063813	651	North Central Metro, Station 59 Service Area
9/10/2022 5:20:20 AM	9/10/2022 5:38:50 AM	2022-2063817	160	North Central Metro, Station 59 Service Area
9/10/2022 2:41:16 AM	9/10/2022 11:26:39 AM	2022-2063819	111	North Central Metro, Station 59 Service Area

Incident time range is difference between 'Alarm' and 'In Service' time stamps (both must be present). If multiple apparatus respond, 'In Service' taken from final apparatus to leave. Results grouped by date.



North Central Fire Protection District

Kerman, CA

This report was generated on 10/17/2022 3:04:34 PM



Count of Overlapping Incidents for Station for Date Range (In Service Time Used)

Incident Status(s): All Incident Statuses | Station(s): NCR54 | Start Date: 09/01/2022 | End Date: 09/30/2022

OVERLAPPING COUNT	PERCENT OVERLAPPING	TOTAL
8	13.79 %	58

OVERLAPPING INCIDENT DETAILS (ALARM TO IN SERVICE)

ALARM	IN SERVICE	INCIDENT NUMBER	INCIDENT TYPE	ZONE
9/4/2022				
9/4/2022 6:35:09 PM	9/4/2022 6:50:21 PM	2022-2063735	700	North Central Rural, Station 54 Service Area
9/4/2022 6:19:58 PM	9/4/2022 7:07:14 PM	2022-2063737	160	North Central Rural, Station 54 Service Area
9/11/2022				
9/11/2022 6:28:47 PM	9/11/2022 6:31:57 PM	2022-2063829	611	North Central Rural, Station 54 Service Area
9/11/2022 6:28:47 PM	9/11/2022 6:48:09 PM	2022-2063830	321	North Central Rural, Station 54 Service Area
9/17/2022				
9/17/2022 8:51:41 PM	9/17/2022 9:07:20 PM	2022-2063892	322	North Central Rural, Station 54 Service Area
9/17/2022 8:57:17 PM	9/17/2022 10:10:50 PM	2022-2063896	151	North Central Rural, Station 54 Service Area
9/24/2022				
9/24/2022 11:20:00 AM	9/24/2022 11:22:12 AM	2022-2063968	322	North Central Rural, Station 54 Service Area
9/24/2022 11:17:17 AM	9/24/2022 11:40:35 AM	2022-2063969	322	North Central Rural, Station 54 Service Area

Incident time range is difference between 'Alarm' and 'In Service' time stamps (both must be present). If multiple apparatus respond, 'In Service' taken from final apparatus to leave. Results grouped by date.



North Central Fire Protection District

Kerman, CA

This report was generated on 10/17/2022 3:05:25 PM



Mutual or Automatic Aid Given by FDID for Incident Type for Date Range

Incident Type(s): All Incident Types | Start Date: 09/01/2022 | End Date: 09/30/2022

INCIDENT NUMBER	INCIDENT DATE	LOCATION	AID TYPE	INCIDENT TYPE
FDID: 10032 - Fresno County- 10032				
2022-2063776	09/07/2022	20885 S GRANTLAND AVE	Automatic aid given	611 - Dispatched & cancelled en route
2022-2063802	09/09/2022	Manning AVE	Automatic aid given	112 - Fires in structure other than in a building
2022-2063838	09/12/2022	W Whitesbridge RD	Automatic aid given	132 - Road freight or transport vehicle fire
2022-2063864	09/14/2022	S Valentine AVE	Automatic aid given	651 - Smoke scare, odor of smoke
2022-2063927	09/21/2022	4198 S Marks AVE	Automatic aid given	311 - Medical assist, assist EMS crew

Count of Calls for FDID 10032 - Fresno County- 10032 : 5

Report pulls data from Basic Info 5 (Mutual Aid Given Box) and if available, matches FDID to Neighboring Agency's FDID in Neighboring Agency list in the Administration Module. If missing, Report will only display FDID of Agency.



emergencyreporting.com

Doc Id: 1616

Page # 1 of 1

North Central Fire Protection District

Kerman, CA

This report was generated on 10/17/2022 3:05:49 PM



Mutual or Automatic Aid Received by FDID for Incident Type for Date Range

Incident Type(s): All Incident Types | Start Date: 09/01/2022 | End Date: 09/30/2022

INCIDENT	INCIDENT DATE	LOCATION	AID TYPE	INCIDENT TYPE
FDID: 10032 - Total Calls: 1				
2022-2063850	09/13/2022	14567 W B ST	Automatic aid received	111 - Building fire
FDID: Unknown - Total Calls: 1				
2022-2063737	09/04/2022	3178 W OLIVE AVE	Automatic aid received	160 - Special outside fire, other

Only Completed or Reviewed incidents included. Report pulls information from "Neighboring Agencies" in Administration module.



emergencyreporting.com

Doc Id: 1754

Page # 1 of 1

North Central Fire Protection District

Kerman, CA

This report was generated on 10/17/2022 3:06:12 PM



Losses for Date Range

Start Date: 09/01/2022 | End Date: 09/30/2022

TOTAL INCIDENTS	TOTAL PROPERTY LOSS	TOTAL CONTENT LOSS	TOTAL LOSSES	AVERAGE LOSS
13	\$512,500.00	\$243,150.00	\$755,650.00	\$58,126.00

INCIDENT NUMBER	DATE	Incident Type	PROPERTY LOSS	CONTENT LOSS	TOTAL	% of Total
2022-2063728	09/04/2022	118 - Trash or rubbish fire, contained	\$5,000.00	\$0.00	\$5,000.00	0.66%
2022-2063746	09/05/2022	131 - Passenger vehicle fire	\$10,000.00	\$0.00	\$10,000.00	1.32%
2022-2063779	09/08/2022	116 - Fuel burner/boiler malfunction, fire confined	\$1,000.00	\$0.00	\$1,000.00	0.13%
2022-2063800	09/09/2022	131 - Passenger vehicle fire	\$65,000.00	\$0.00	\$65,000.00	8.60%
2022-2063819	09/10/2022	111 - Building fire	\$262,000.00	\$112,600.00	\$374,600.00	49.57%
2022-2063819	09/10/2022	111 - Building fire	\$42,000.00	\$80,000.00	\$122,000.00	16.15%
2022-2063842	09/12/2022	137 - Camper or recreational vehicle (RV) fire	\$2,000.00	\$0.00	\$2,000.00	0.26%
2022-2063850	09/13/2022	111 - Building fire	\$100,000.00	\$50,000.00	\$150,000.00	19.85%
2022-2063896	09/17/2022	151 - Outside rubbish, trash or waste fire	\$500.00	\$0.00	\$500.00	0.07%
2022-2063951	09/23/2022	131 - Passenger vehicle fire	\$10,000.00	\$0.00	\$10,000.00	1.32%
2022-2063978	09/24/2022	111 - Building fire	\$0.00	\$550.00	\$550.00	0.07%
2022-2064004	09/26/2022	131 - Passenger vehicle fire	\$5,000.00	\$0.00	\$5,000.00	0.66%
2022-2064011	09/27/2022	100 - Fire, other	\$10,000.00	\$0.00	\$10,000.00	1.32%

Only REVIEWED incidents included



North Central Fire Protection District

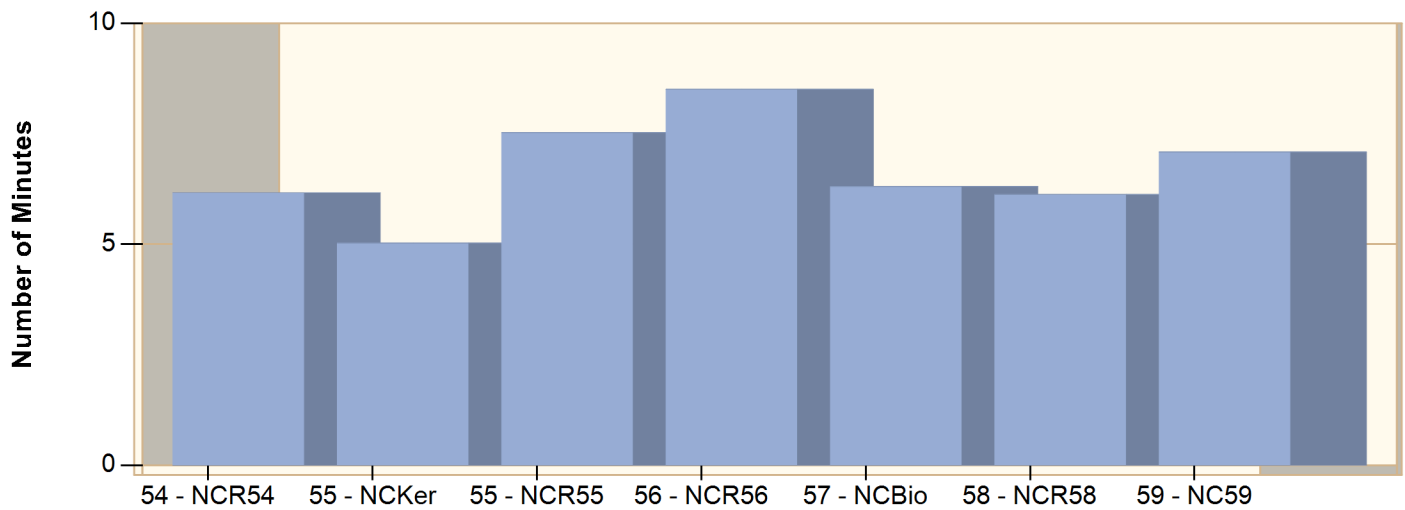
Kerman, CA

This report was generated on 10/17/2022 3:23:35 PM



Average Response Time per Station for Date Range

Start Date: 09/01/2022 | End Date: 09/30/2022



STATION	AVERAGE RESPONSE MM:SS (Dispatch to Arrived)
54 - NCR54	6:10
55 - NCKer	5:02
55 - NCR55	7:32
56 - NCR56	8:30
57 - NCBio	6:18
58 - NCR58	6:07
59 - NC59	7:05

AVERAGE RESPONSE TIME calculated from the average time difference between DISPATCH and ARRIVED times on Basic Info 4. Only REVIEWED incidents included.



emergencyreporting.com

Doc Id: 56

Page # 1 of 1

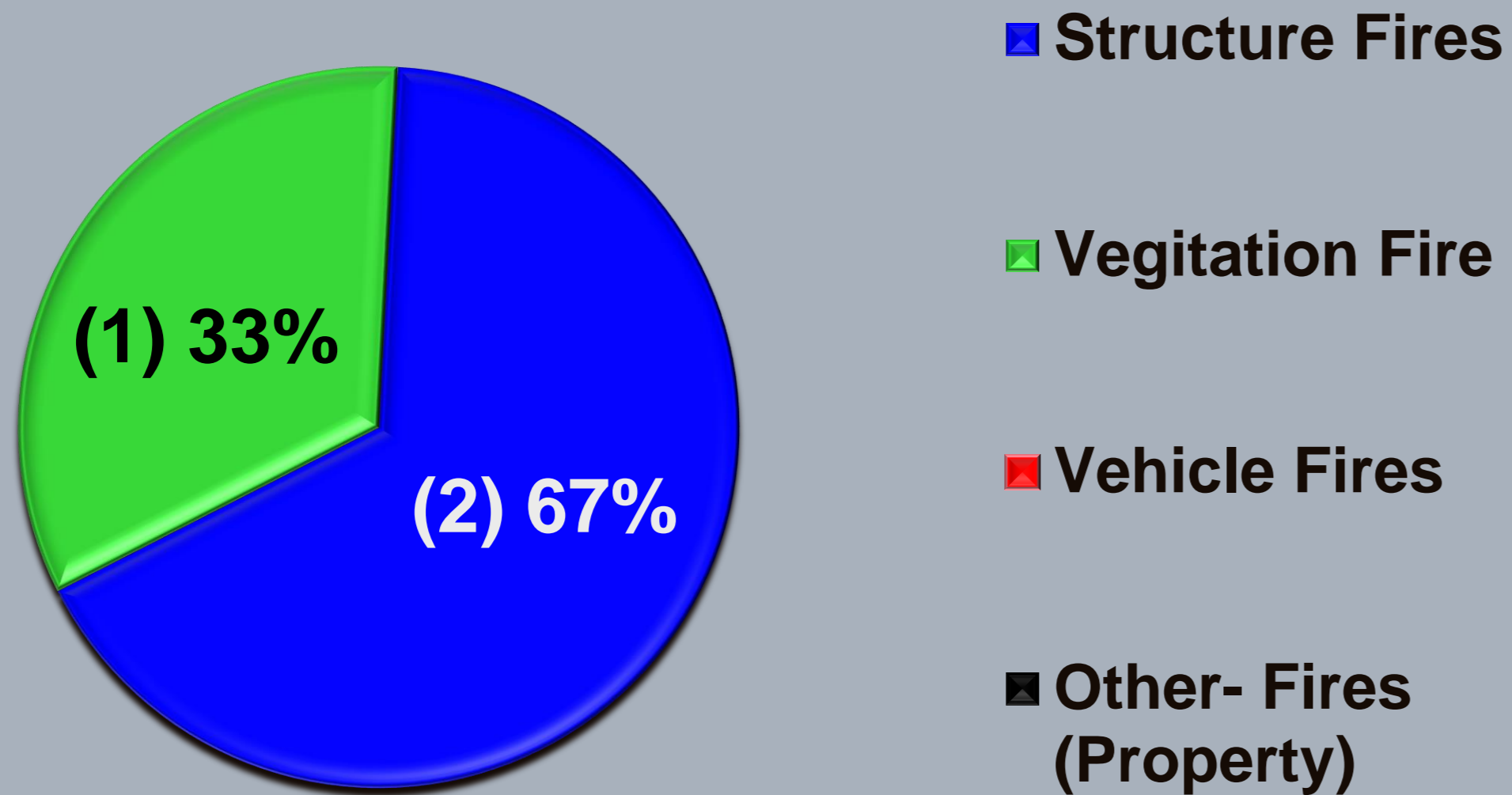
Fire Investigation Division Statistics for September 2022

- Fire Investigations

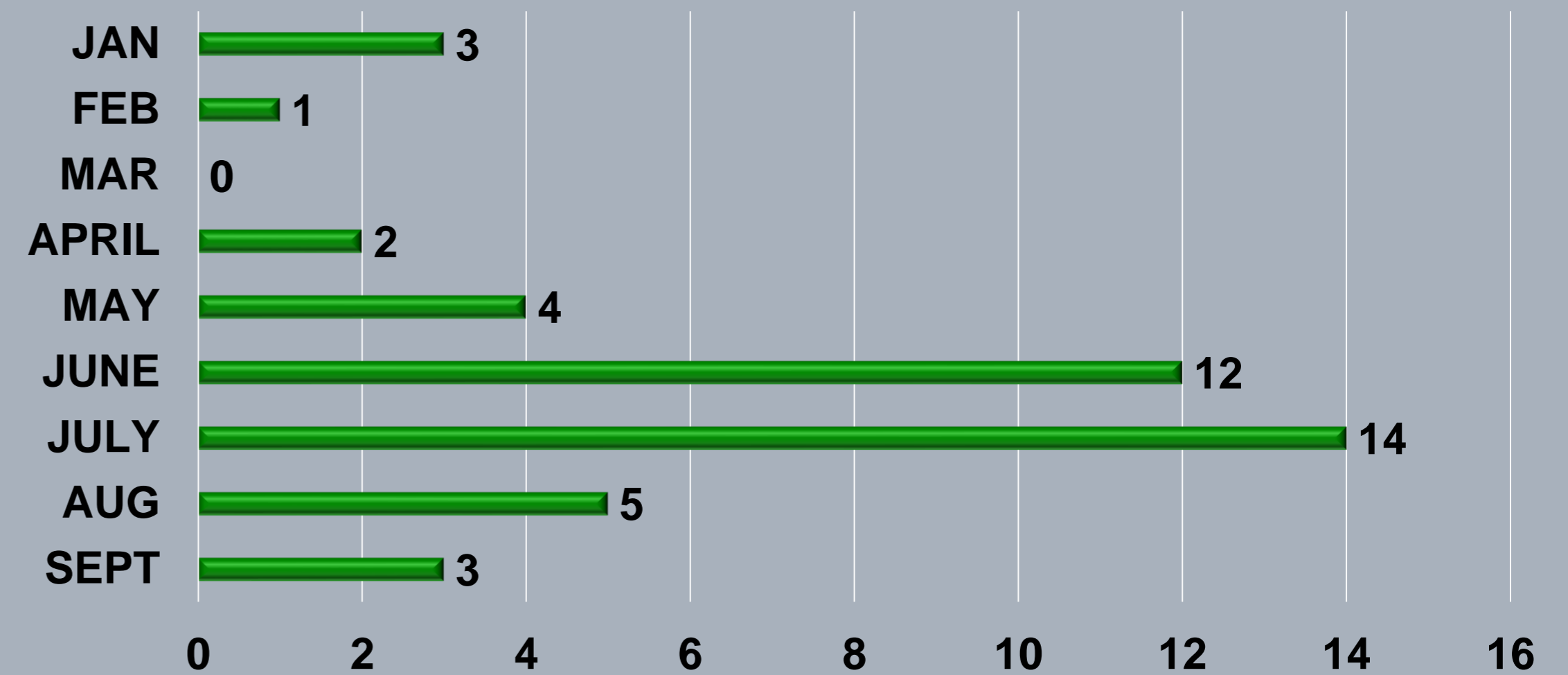


Fire Investigation Statistics for September 2022

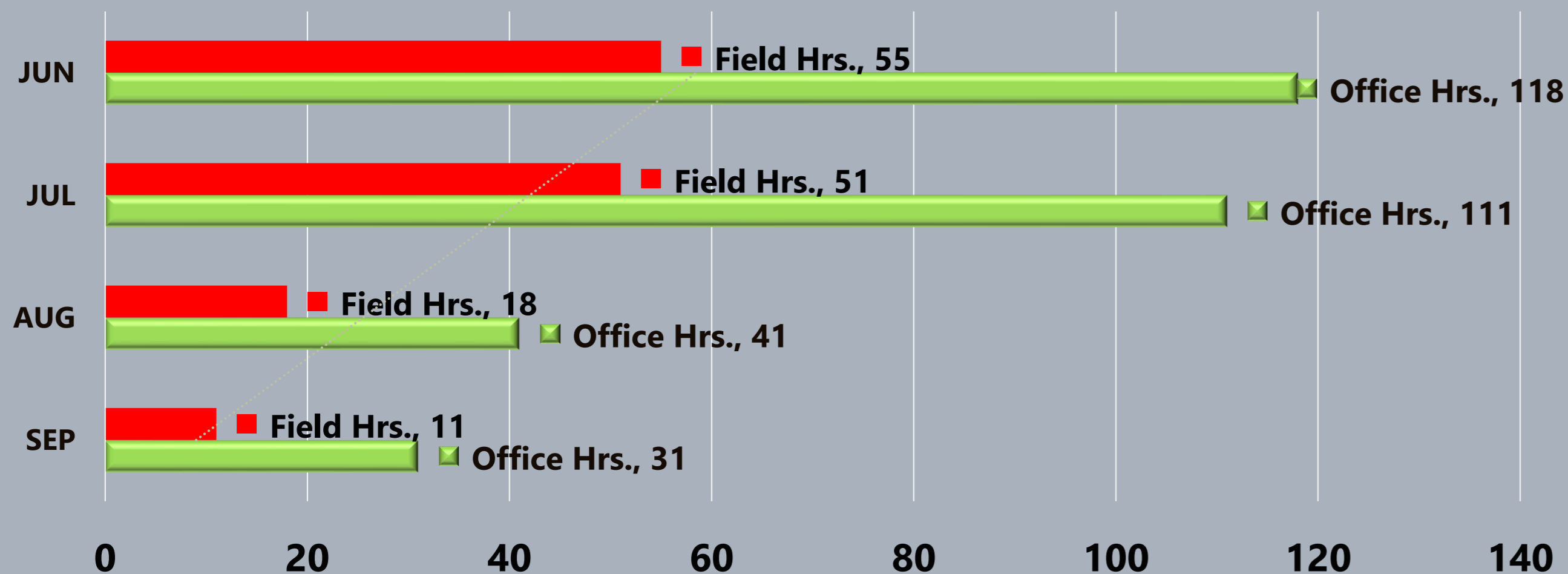
INVESTIGATIONS BY TYPE



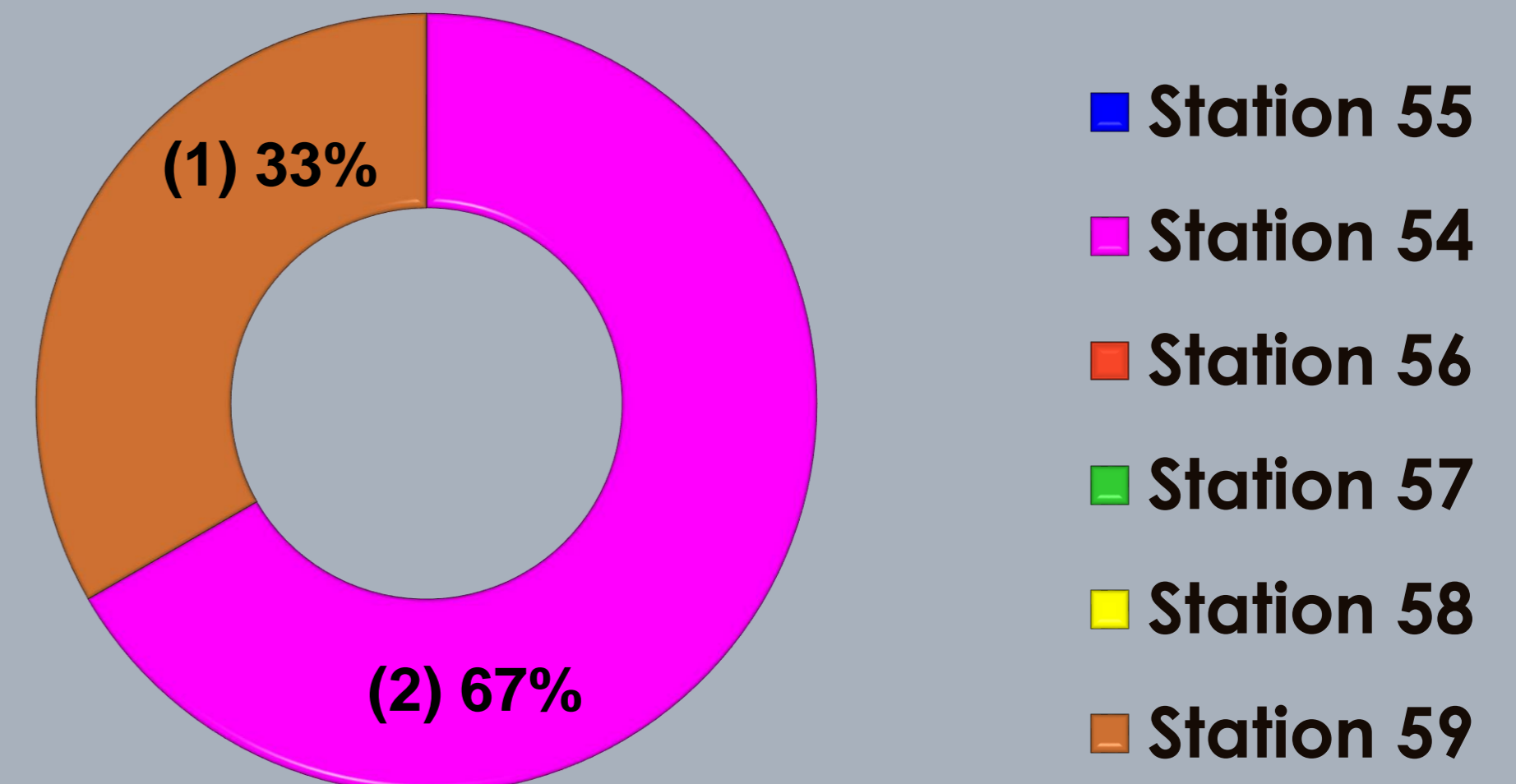
INVESTIGATION COUNT PER MONTH



INVESTIGATION HOURS PER MONTH

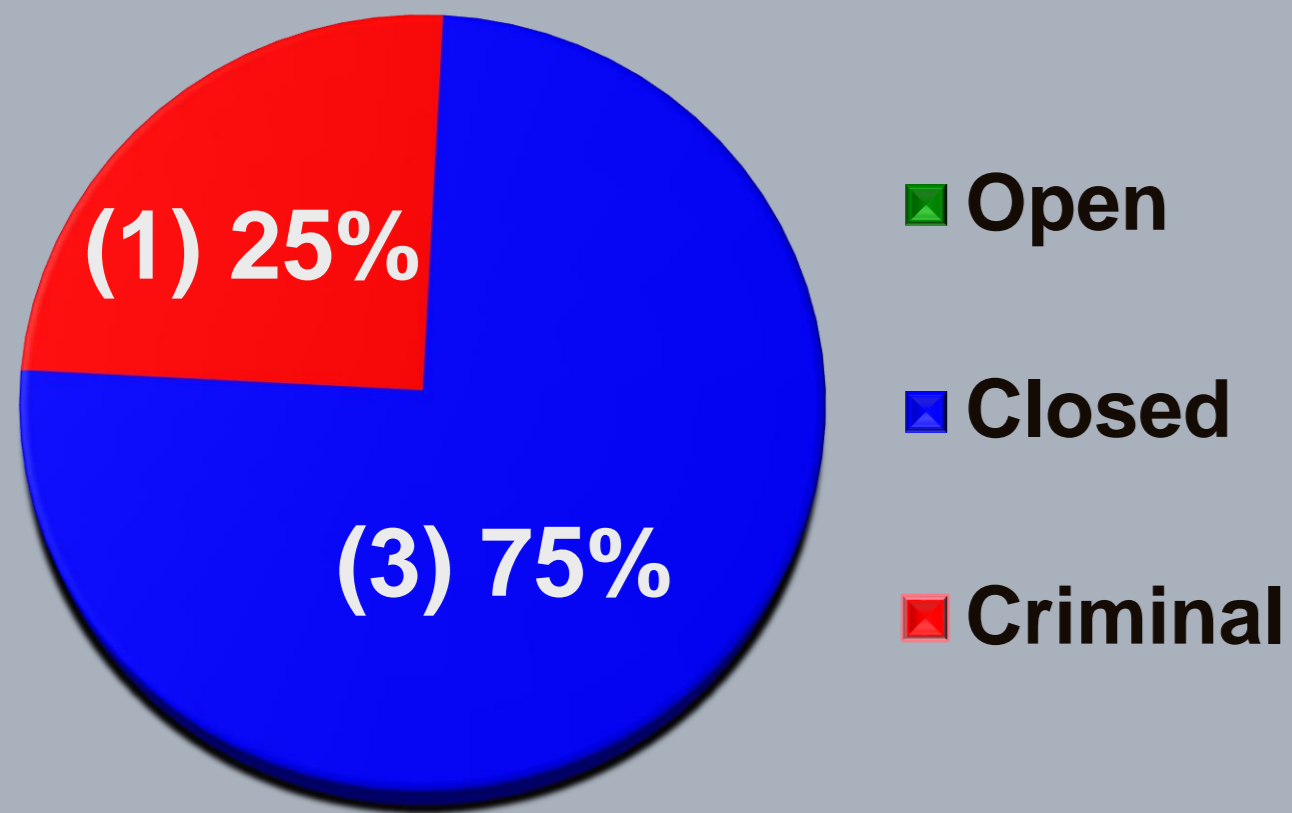


% OF INVESTIGATIONS BY 1ST IN STATION

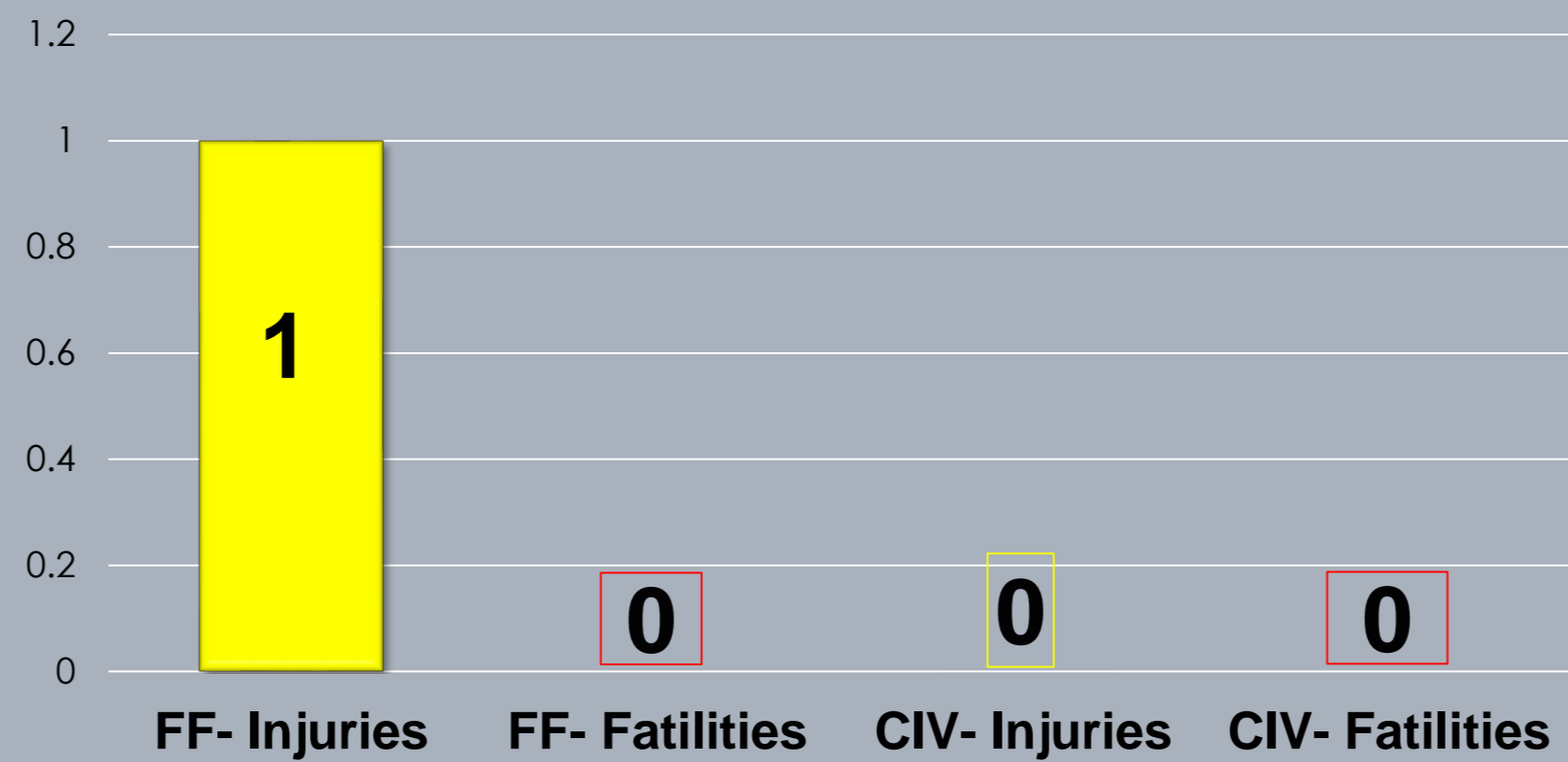


Fire Investigation Statistics for September 2022

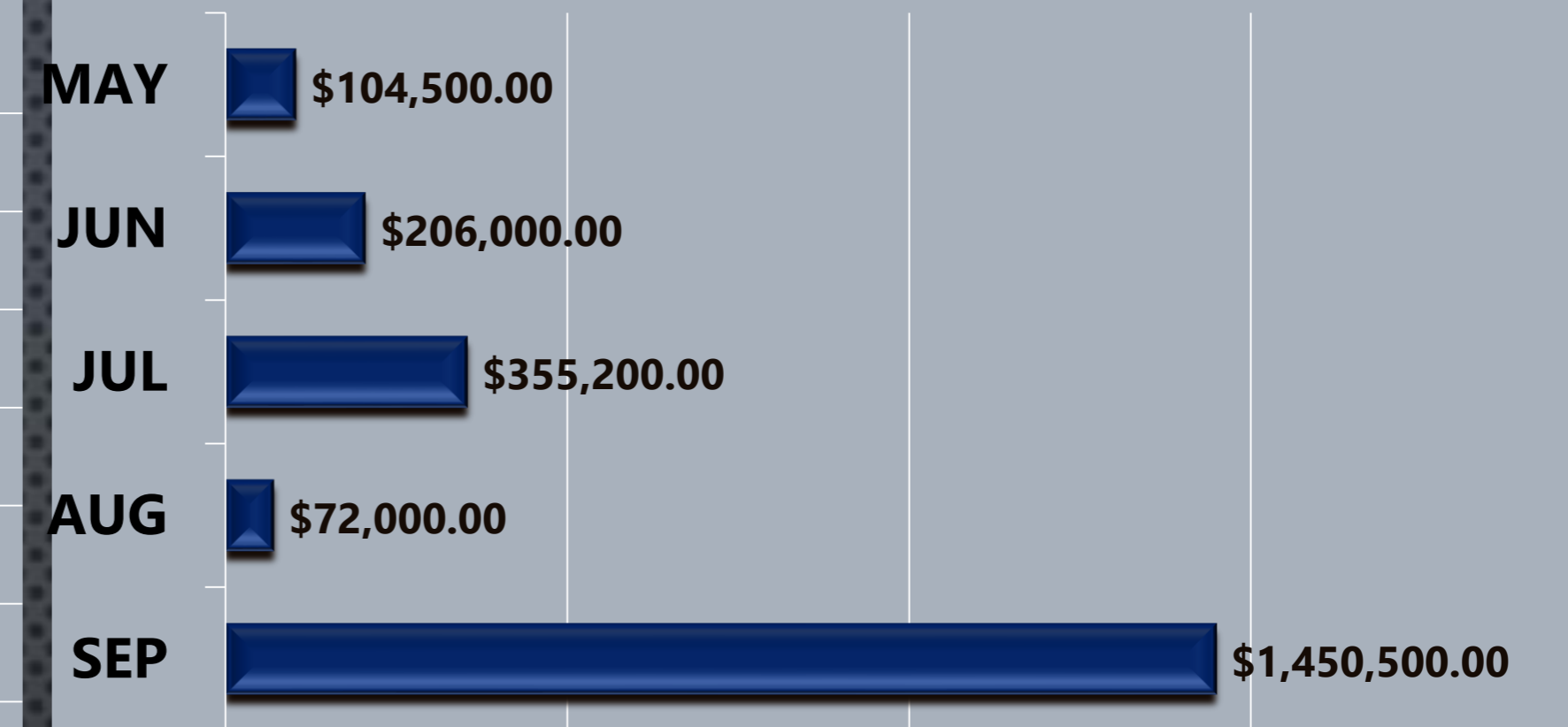
STATUS OF INVESTIGATIONS



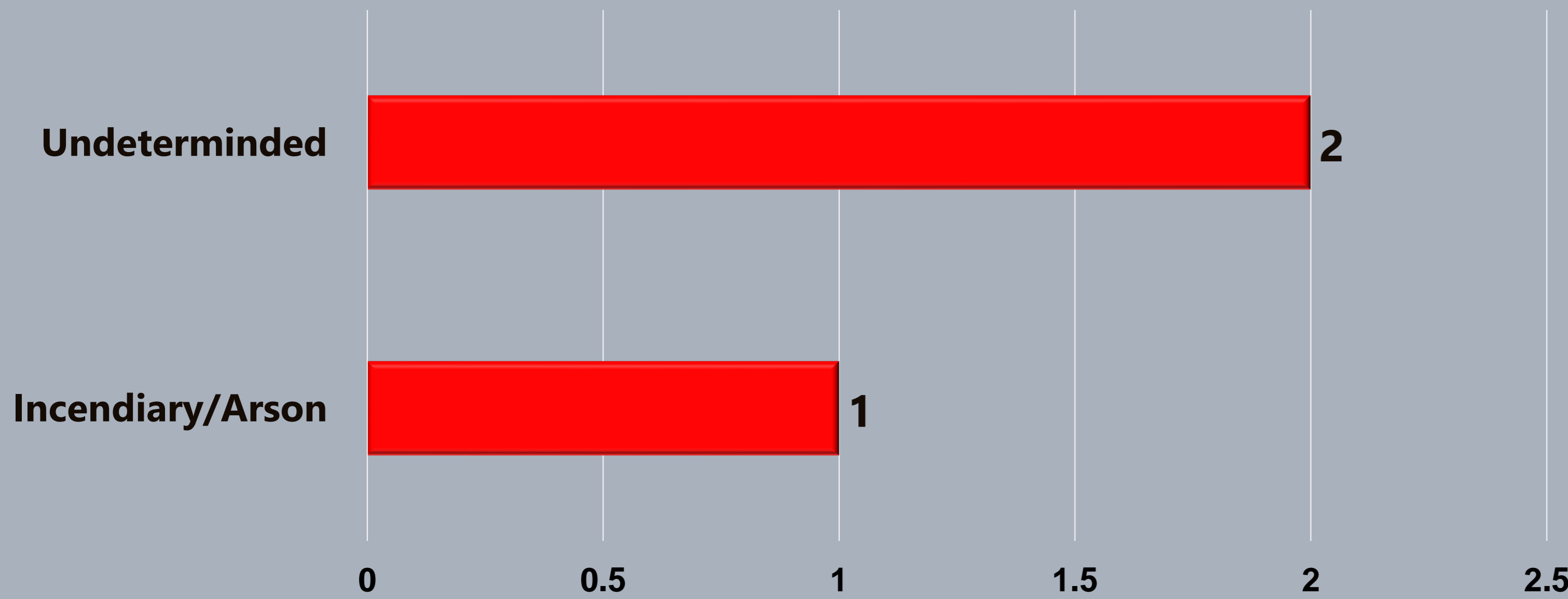
INJURIES / FATALITIES



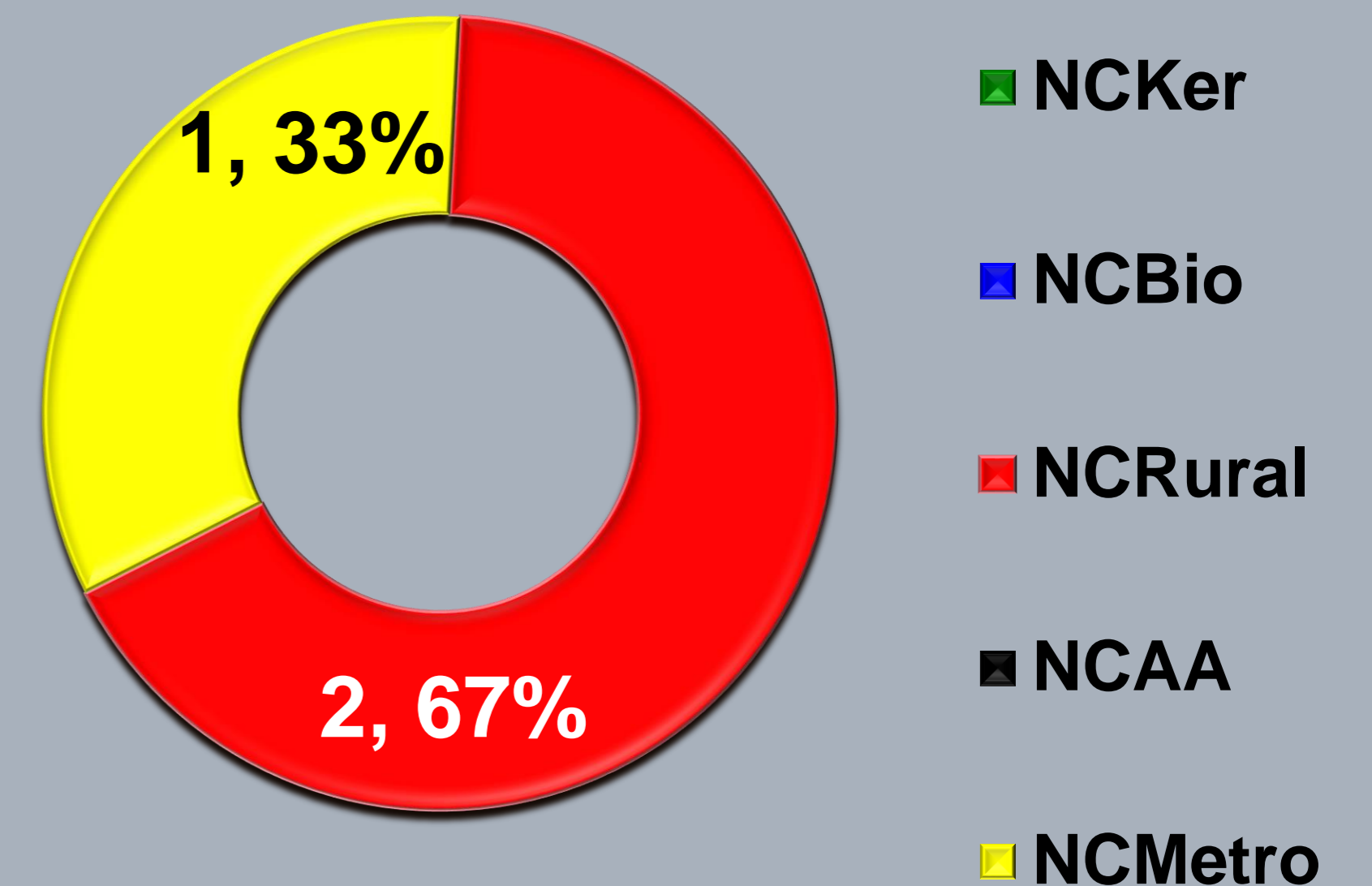
TOTAL DOLLAR LOSS – PER MONTH



INVESTIGATION CLASSIFICATIONS



INVESTIGATIONS BY ZONES





NORTH CENTRAL FIRE PROTECTION DISTRICT

Fire Chief: Timothy V. Henry, CFO, EFO

Fire Investigations						
TYPE OF FIRE / INCIDENT	DATE OF INCIDENT	LOCATION OF INCIDENT	ZONE	INVST STATUS	INVST CLASS.	NOTES
Structure Fire	09/10/2022	4355 N College Ave	NCMetro	Closed	Undetermined	vacant HM, poss. homeless occupied
Vegetation Fire	09/16/2022	Belmont & Marks	NCRural	Closed	Incendiary	homeless man started a fire. witness, arrested
Structure Fire	09/17/2022	3686 W Dudley Ave	NCRural	Closed	Undetermined	Homeless woman poss. started the fire
TOTAL: Fire Investigations						03

Fire Prevention Division

Statistics for September 2022

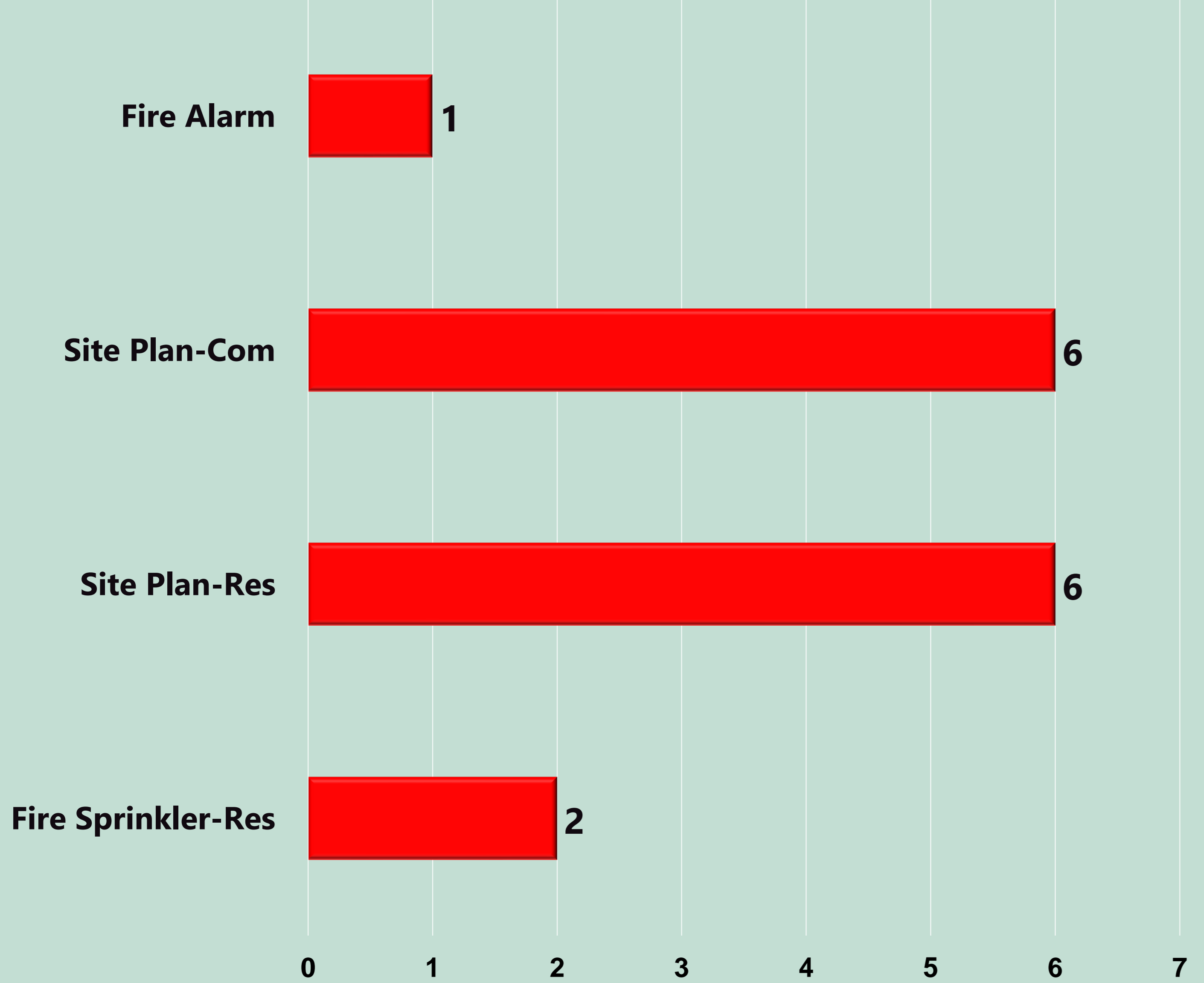
- Plans Submitted & Review
- New Construction Inspections
- Annual & Bi-Annual Inspections





Plan Submitted for Review Statistics for September 2022

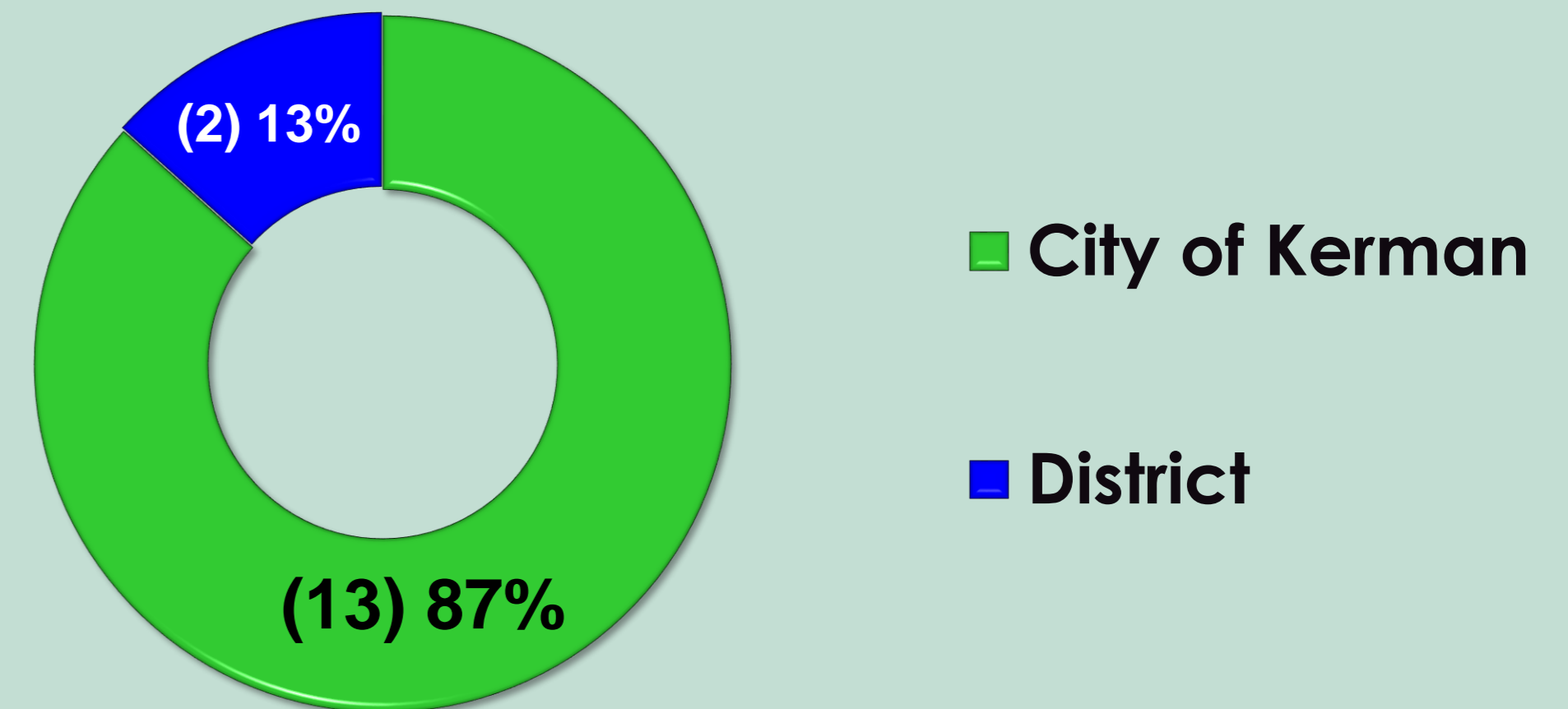
PLANS BY TYPE



TOTAL # PLANS SUBMITTED FOR REVIEW PER MONTH



LOCATIONS OF PROJECTS (PLANS)





Plan Reviewed By Statistics for September 2022



CSG (City of Kerman)

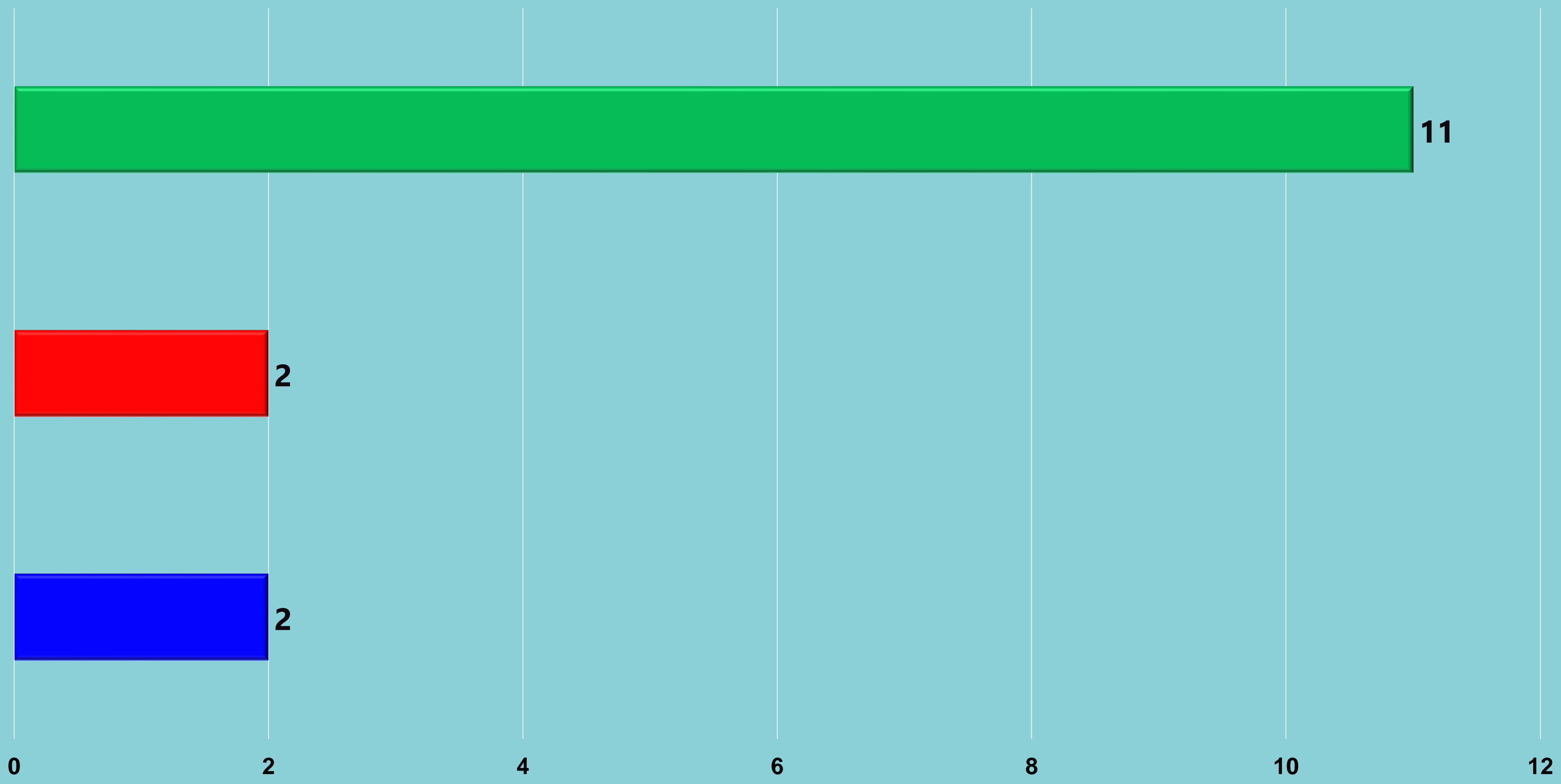
11

FSS (County of Fresno)

2

In-House (Fire Marshal)

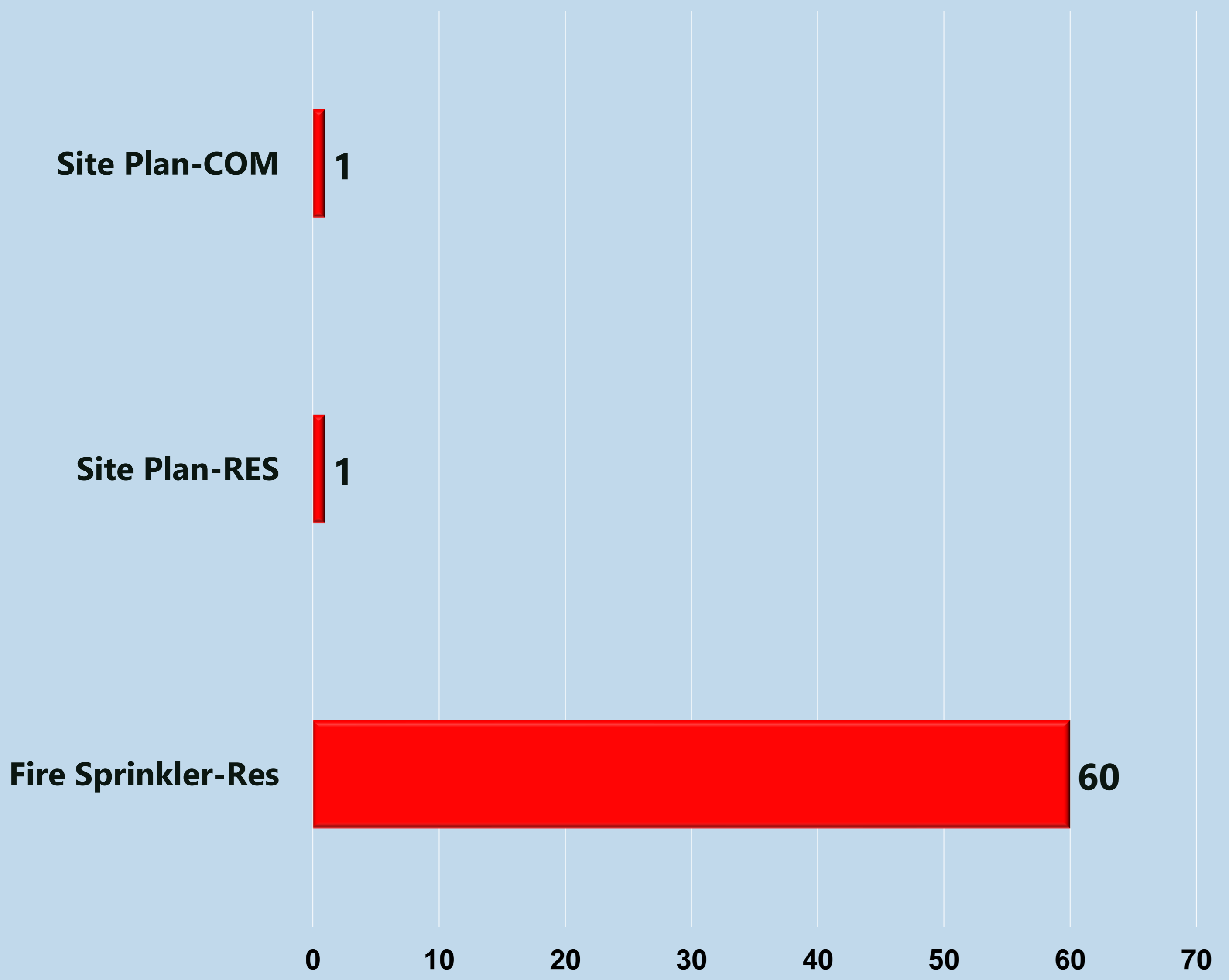
2



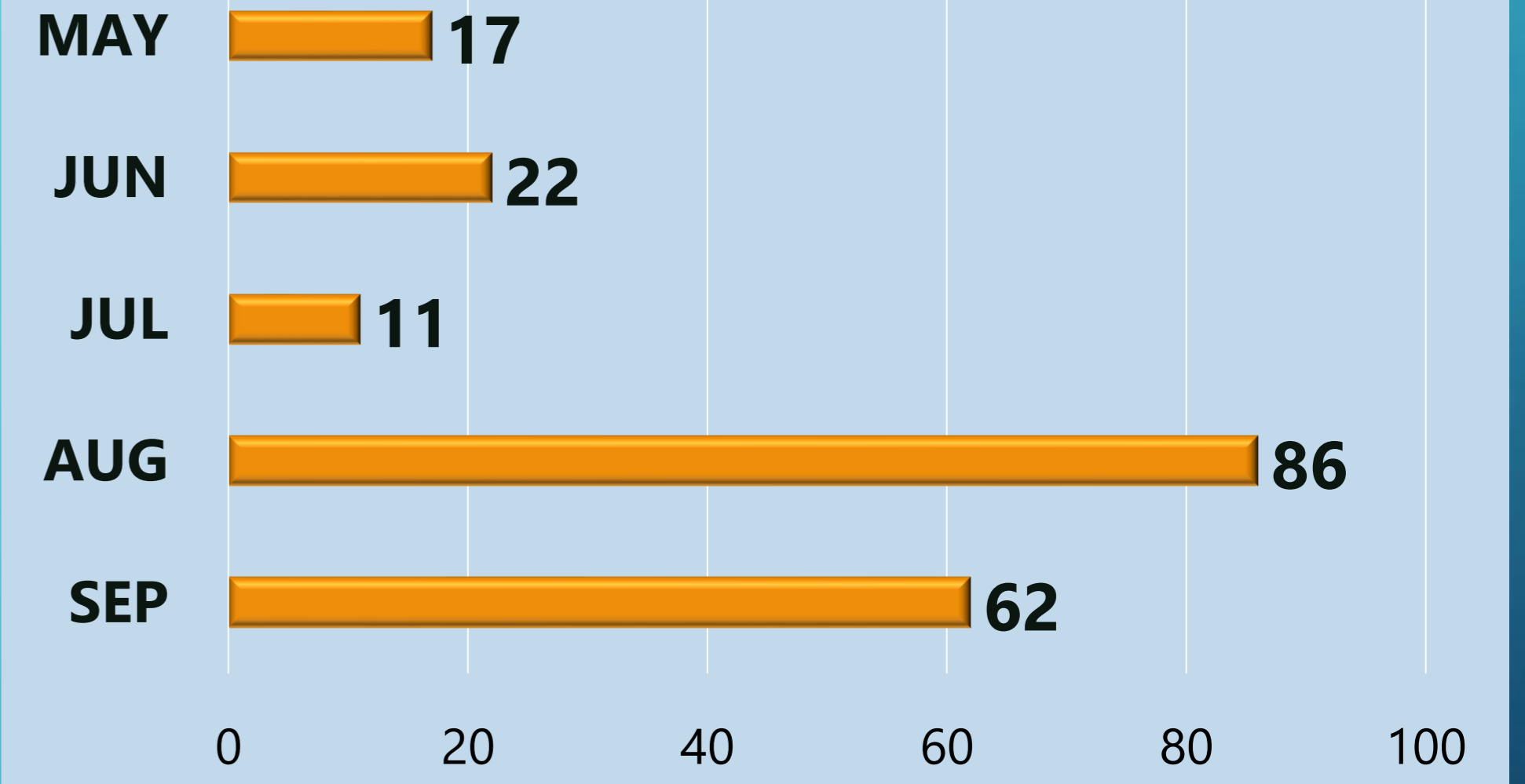


New Construction Inspections for September 2022

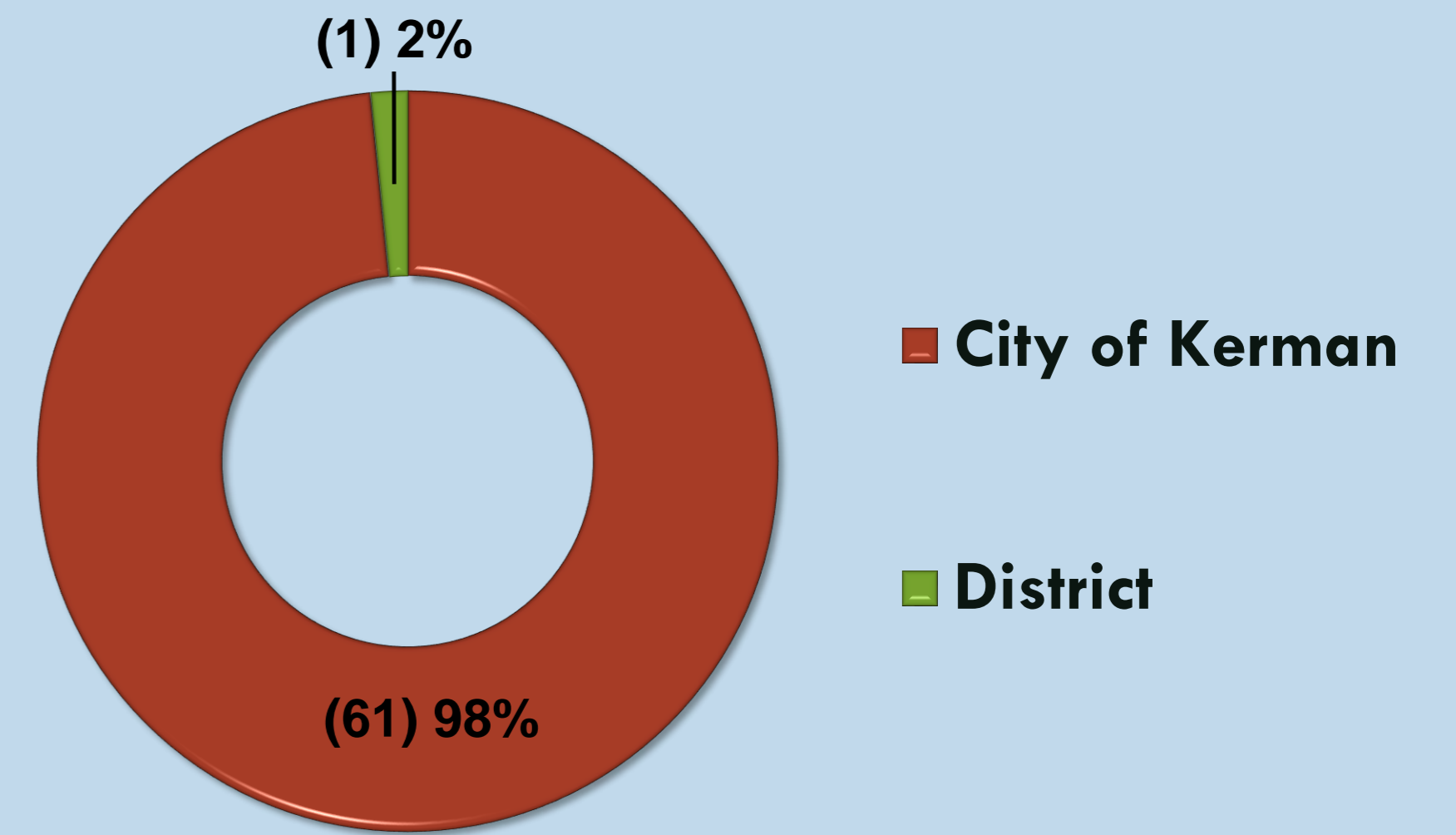
NEW CONSTRUCTION INSPECTIONS BY TYPE



NEW CONSTRUCTION INSPECTIONS COMPLETED PER MONTH



NEW CONSTRUCTION INSPECTIONS LOCATIONS





Fire Sprinkler System – Residential (NFPA13D)					
Occupancy	Address	Inspector	Action	Occupancy Type	Notes
Single Family Residence	14288 W El Mar AVE Kerman, CA 93630	Mavrikis, George	Correction Notice Issued (1st)	R - Single Family Residence (Fire Sprinklered NFPA13D)	
Single Family Residence	14273 E El Mar AVE Kerman, CA 93630	Mavrikis, George	Final (CNST INSP)	R - Single Family Residence (Fire Sprinklered NFPA13D)	Project Final
Single Family Residence	14291 W El Mar AVE Kerman, CA 93630	Mavrikis, George	Final (CNST INSP)	R - Single Family Residence (Fire Sprinklered NFPA13D)	Project Final



NORTH CENTRAL FIRE PROTECTION DISTRICT

Fire Chief: Timothy V. Henry, CFO, EFO

Single Family Residence	14224 W Gagnani AVE Kerman, CA 93630	Mavrikis, George	Pending (CNST INSP)	R - Single Family Residence (Fire Sprinklered NFPA13D)	
Single Family Residence	14214 W Gagnani AVE Kerman, CA 93630	Mavrikis, George	Pending (CNST INSP)	R - Single Family Residence (Fire Sprinklered NFPA13D)	
Single Family Residence	117 S McKenna AVE Kerman, CA 93630	Mavrikis, George	Pending (CNST INSP)	R - Single Family Residence (Fire Sprinklered NFPA13D)	
Single Family Residence	107 S McKenna AVE Kerman, CA 93630	Mavrikis, George	Pending (CNST INSP)	R - Single Family Residence (Fire Sprinklered NFPA13D)	



NORTH CENTRAL FIRE PROTECTION DISTRICT

Fire Chief: Timothy V. Henry, CFO, EFO

Villa Sorano - Crown Homes - Lot 128 - Plan 1576	133 N Koleen AVE Kerman, CA 93630	Mavrikis, George	Final (CNST INSP)	R - Single Family Residence (Fire Sprinklered NFPA13D)	Project Final
Villa Sorano - Crown Homes - Lot 130 - Plan 1576	153 N Koleen AVE Kerman, CA 93630	Mavrikis, George	Final (CNST INSP)	R - Single Family Residence (Fire Sprinklered NFPA13D)	Project Final
Villa Sorano - Crown Homes - Lot 131 - Plan 1300	163 N Koleen AVE Kerman, CA 93630	Mavrikis, George	Final (CNST INSP)	R - Single Family Residence (Fire Sprinklered NFPA13D)	Project final
Villa Sorano - Crown Homes - Lot 133 - Plan 1677	15911 W Regal AVE Kerman, CA 93630	Mavrikis, George	Final (CNST INSP)	R - Single Family Residence (Fire Sprinklered NFPA13D)	Project Final



NORTH CENTRAL FIRE PROTECTION DISTRICT

Fire Chief: Timothy V. Henry, CFO, EFO

Villa Sorano-Crown Home	15921 W Regal AVE Kerman, CA 93630 Lot #134	Mavrikis, George	Final (CNST INSP)	R - Single Family Residence (Fire Sprinklered NFPA13D)	Project Final
Single Family Residence	15931 W Regal AVE KERMAN, CA 93630	Mavrikis, George	Final (CNST INSP)	R - Single Family Residence (Fire Sprinklered NFPA13D)	Project Final
Single Family Residence	15941 W Regal AVE KERMAN, CA 93630	Mavrikis, George	Final (CNST INSP)	R - Single Family Residence (Fire Sprinklered NFPA13D)	Project Final
Single Family Residence	15959 W Regal AVE Kerman, CA 93630	Mavrikis, George	Final (CNST INSP)	R - Single Family Residence (Fire Sprinklered NFPA13D)	Project Final



NORTH CENTRAL FIRE PROTECTION DISTRICT

Fire Chief: Timothy V. Henry, CFO, EFO

Villa Sorano - Crown Homes - Lot 139 - Plan 1300	15969 W Regal AVE Kerman, CA 93630	Mavrikis, George	Final (CNST INSP)	R - Single Family Residence (Fire Sprinklered NFPA13D)	Project Final
Single Family Residence	105 N Walnut AVE Kerman, CA 93630	Mavrikis, George	Final (CNST INSP)	R - Single Family Residence (Fire Sprinklered NFPA13D)	Project Final
Single Family Residence	113 N Walnut AVE Kerman, CA 93630	Mavrikis, George	Final (CNST INSP)	R - Single Family Residence (Fire Sprinklered NFPA13D)	Project Final
Single Family Residence	123 N Walnut AVE Kerman, CA 93630	Mavrikis, George	Final (CNST INSP)	R - Single Family Residence (Fire Sprinklered NFPA13D)	Project Final



NORTH CENTRAL FIRE PROTECTION DISTRICT

Fire Chief: Timothy V. Henry, CFO, EFO

Single Family Residence	143 N Walnut AVE Kerman, CA 93630	Mavrikis, George	Final (CNST INSP)	R - Single Family Residence (Fire Sprinklered NFPA13D)	Project Final
Single Family Residence	14288 W El Mar AVE Kerman, CA 93630	Mavrikis, George	Final (CNST INSP)	R - Single Family Residence (Fire Sprinklered NFPA13D)	Project Final
Single Family Residence	185 N Walnut AVE Kerman, CA 93630	Mavrikis, George	Final (CNST INSP)	R - Single Family Residence (Fire Sprinklered NFPA13D)	Project Final
Single Family Residence	140 N Walnut AVE Kerman, CA 93630	Mavrikis, George	Final (CNST INSP)	R - Single Family Residence (Fire Sprinklered NFPA13D)	Project Final



NORTH CENTRAL FIRE PROTECTION DISTRICT

Fire Chief: Timothy V. Henry, CFO, EFO

Villa Sorano-Crown Home	15805 W Crimson AVE Kerman, CA 93630 Lot #06	Mavrikis, George	Final (CNST INSP)	R - Single Family Residence (Fire Sprinklered NFPA13D)	Project Final
Single Family Residence	146 N Almond AVE Kerman, CA 93630	Mavrikis, George	Final (CNST INSP)	R - Single Family Residence (Fire Sprinklered NFPA13D)	Project Final
Villa Sorano - Crown Homes - Lot 69 - Plan 1576	98 N Almond AVE Kerman, CA 93630	Mavrikis, George	Final (CNST INSP)	R - Single Family Residence (Fire Sprinklered NFPA13D)	Project Final
Single Family Residence	14244 W Gragnani AVE Kerman, CA 93630	Mavrikis, George	Pending (CNST INSP)	R - Single Family Residence (Fire Sprinklered NFPA13D)	



NORTH CENTRAL FIRE PROTECTION DISTRICT

Fire Chief: Timothy V. Henry, CFO, EFO

Single Family Residence	14234 W Gragnani AVE Kerman, CA 93630	Mavrikis, George	Pending (CNST INSP)	R - Single Family Residence (Fire Sprinklered NFPA13D)	
Single Family Residence	14190 W Gragnani AVE Kerman, CA 93630	Mavrikis, George	Final (CNST INSP)	R - Single Family Residence (Fire Sprinklered NFPA13D)	Project Final
Single Family Residence	85 S 16th ST Kerman, CA 93630	Mavrikis, George	Pending (CNST INSP)	R - Single Family Residence (Fire Sprinklered NFPA13D)	
Single Family Residence	88 S Mckenna AVE Kerman, CA 93630	Mavrikis, George	Final (CNST INSP)	R - Single Family Residence (Fire Sprinklered NFPA13D)	Project Final



NORTH CENTRAL FIRE PROTECTION DISTRICT

Fire Chief: Timothy V. Henry, CFO, EFO

Single Family Residence	98 S McKenna AVE Kerman, CA 93630	Mavrikis, George	Final (CNST INSP)	R - Single Family Residence (Fire Sprinklered NFPA13D)	Project Final
Single Family Residence	15888 W Regal AVE Kerman, CA 93630	Mavrikis, George	Final (CNST INSP)	R - Single Family Residence (Fire Sprinklered NFPA13D)	Project Final
Single Family Residence	15910 W Regal AVE Kerman, CA 93630	Mavrikis, George	Final (CNST INSP)	R - Single Family Residence (Fire Sprinklered NFPA13D)	Project Final
Villa Sorano - Crown Homes - Lot 132 - Plan 1932	15903 W Regal AVE Kerman, CA 93630	Mavrikis, George	Final (CNST INSP)	R - Single Family Residence (Fire Sprinklered NFPA13D)	Project Final



NORTH CENTRAL FIRE PROTECTION DISTRICT

Fire Chief: Timothy V. Henry, CFO, EFO

Single Family Residence	15793 W Crimson AVE KERMAN, CA 93630	Mavrikis, George	Final (CNST INSP)	R - Single Family Residence (Fire Sprinklered NFPA13D)	Project Final
Single Family Residence	146 N Almond AVE Kerman, CA 93630	Mavrikis, George	Final (CNST INSP)	R - Single Family Residence (Fire Sprinklered NFPA13D)	Project Final
Single Family Residence	134 N Almond AVE Kerman, CA 93630	Mavrikis, George	Final (CNST INSP)	R - Single Family Residence (Fire Sprinklered NFPA13D)	Project Final
Single Family Residence	15888 W Regal AVE Kerman, CA 93630	Mavrikis, George	Final (CNST INSP)	R - Single Family Residence (Fire Sprinklered NFPA13D)	Project Final



NORTH CENTRAL FIRE PROTECTION DISTRICT

Fire Chief: Timothy V. Henry, CFO, EFO

Villa Sorano - Crown Homes - Lot 97 - Plan 1677	15781 W Melody AVE Kerman, CA 93630	Mavrikis, George	Final (CNST INSP)	R - Single Family Residence (Fire Sprinklered NFPA13D)	Project Final
Single Family Residence	122 N Almond AVE Kerman, CA 93630	Mavrikis, George	Final (CNST INSP)	R - Single Family Residence (Fire Sprinklered NFPA13D)	Project Final
Single Family Residence	113 N Walnut AVE Kerman, CA 93630	Mavrikis, George	Final (CNST INSP)	R - Single Family Residence (Fire Sprinklered NFPA13D)	Project Final
Single Family Residence	153 N Walnut AVE Kerman, CA 93630	Mavrikis, George	Final (CNST INSP)	R - Single Family Residence (Fire Sprinklered NFPA13D)	Project Final



NORTH CENTRAL FIRE PROTECTION DISTRICT

Fire Chief: Timothy V. Henry, CFO, EFO

Single Family Residence	165 N Walnut AVE Kerman, CA 93630	Mavrikis, George	Final (CNST INSP)	R - Single Family Residence (Fire Sprinklered NFPA13D)	Project Final
Single Family Residence	15898 W Regal AVE Kerman, CA 93630	Mavrikis, George	Final (CNST INSP)	R - Single Family Residence (Fire Sprinklered NFPA13D)	Project Final
Single Family Residence	15918 W Regal AVE Kerman, CA 93630	Mavrikis, George	Final (CNST INSP)	R - Single Family Residence (Fire Sprinklered NFPA13D)	Project Final
Single Family Residence	15792 W Crimson AVE Kerman, CA 93630	Mavrikis, George	Final (CNST INSP)	R - Single Family Residence (Fire Sprinklered NFPA13D)	Project Final



NORTH CENTRAL FIRE PROTECTION DISTRICT

Fire Chief: Timothy V. Henry, CFO, EFO

Villa Sorano - Crown Homes - Lot 68 - Plan 1677	110 N Almond AVE Kerman, CA 93630	Mavrikis, George	Final (CNST INSP)	R - Single Family Residence (Fire Sprinklered NFPA13D)	Project Final
Single Family Residence	15792 W Crimson AVE Kerman, CA 93630	Mavrikis, George	Final (CNST INSP)	R - Single Family Residence (Fire Sprinklered NFPA13D)	Project Final
Single Family Residence	175 N Walnut AVE Kerman, CA 93630	Mavrikis, George	Final (CNST INSP)	R - Single Family Residence (Fire Sprinklered NFPA13D)	Project Final
Single Family Residence	103 S 16th ST Kerman, CA 93630	Mavrikis, George	Pending (CNST INSP)	R - Single Family Residence (Fire Sprinklered NFPA13D)	



NORTH CENTRAL FIRE PROTECTION DISTRICT

Fire Chief: Timothy V. Henry, CFO, EFO

Single Family Residence	93 S 16th ST Kerman, CA 93630	Mavrikis, George	Pending (CNST INSP)	R - Single Family Residence (Fire Sprinklered NFPA13D)	
Single Family Residence	97 S McKenna AVE Kerman, CA 93630	Mavrikis, George	Pending (CNST INSP)	R - Single Family Residence (Fire Sprinklered NFPA13D)	
Single Family Residence	118 S McKenna AVE Kerman, CA 93630	Mavrikis, George	Final (CNST INSP)	R - Single Family Residence (Fire Sprinklered NFPA13D)	Project Final
Single Family Residence	130 S McKenna AVE Kerman, CA 93630	Mavrikis, George	Final (CNST INSP)	R - Single Family Residence (Fire Sprinklered NFPA13D)	Project Final



NORTH CENTRAL FIRE PROTECTION DISTRICT

Fire Chief: Timothy V. Henry, CFO, EFO

Single Family Residence	140 S McKenna AVE Kerman, CA 93630	Mavrikis, George	Final (CNST INSP)	R - Single Family Residence (Fire Sprinklered NFPA13D)	Project Final
Single Family Residence	150 S McKenna AVE Kerman, CA 93630	Mavrikis, George	Final (CNST INSP)	R - Single Family Residence (Fire Sprinklered NFPA13D)	Project Final
Single Family Residence	137 S McKenna AVE Kerman, CA 93630	Mavrikis, George	Final (CNST INSP)	R - Single Family Residence (Fire Sprinklered NFPA13D)	Project Final
Single Family Residence	127 S McKenna AVE Kerman, CA 93630	Mavrikis, George	Final (CNST INSP)	R - Single Family Residence (Fire Sprinklered NFPA13D)	Project Final



NORTH CENTRAL FIRE PROTECTION DISTRICT

Fire Chief: Timothy V. Henry, CFO, EFO

Bishop Capital LLC	6883 W Yale AVE Fresno, CA 93723	Mavrikis, George	Final (CNST INSP)	R - Single Family Residence (Fire Sprinklered NFPA13D)	Project Final
TOTAL: Fire Sprinkler System – Residential					60



NORTH CENTRAL FIRE PROTECTION DISTRICT

Fire Chief: Timothy V. Henry, CFO, EFO

New Construction - Commercial					
Occupancy	Address	Inspector	Action	Occupancy Type	Notes
Iron Fitness	14443 W WHITESBRIDGE Kerman, CA 93630	Mavrikis, George	Final (CNST INSP)	M Occupancies (Mercantile)	Relocation.
TOTAL: New Construction – Commercial					01

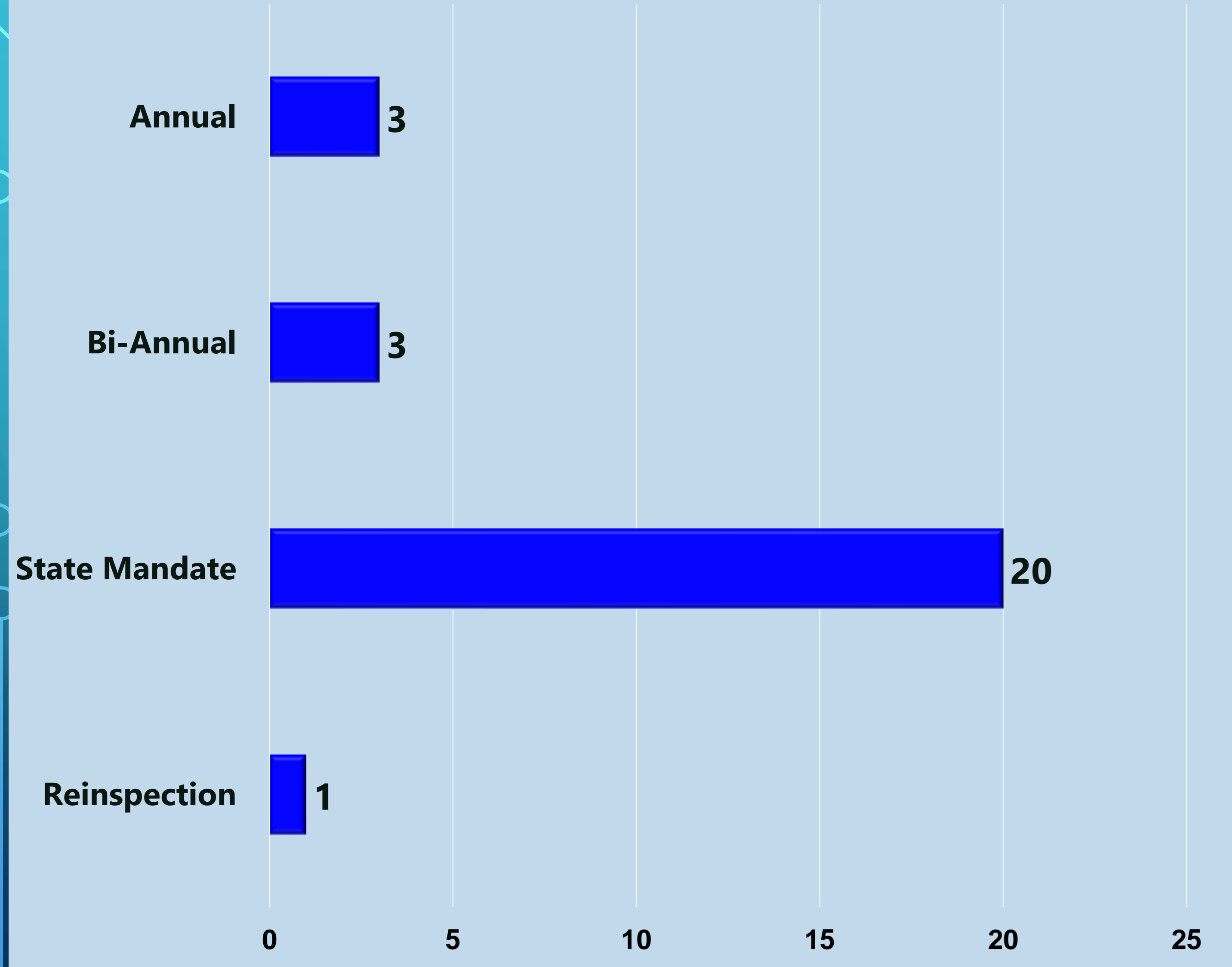


New Construction - Residential						
Occupancy	Address	Date	Inspector	Action	Occupancy Type	Notes
Single Family Residence	5279 W Clinton AVE Fresno, CA 93723	09/27/2022	Mavrikis, George	Correction Notice Issued (1st)	R3 – Single Family Residence	Incorrect Fire Extinguishers Installed/Mounted.
TOTAL: New Construction – Residential						01

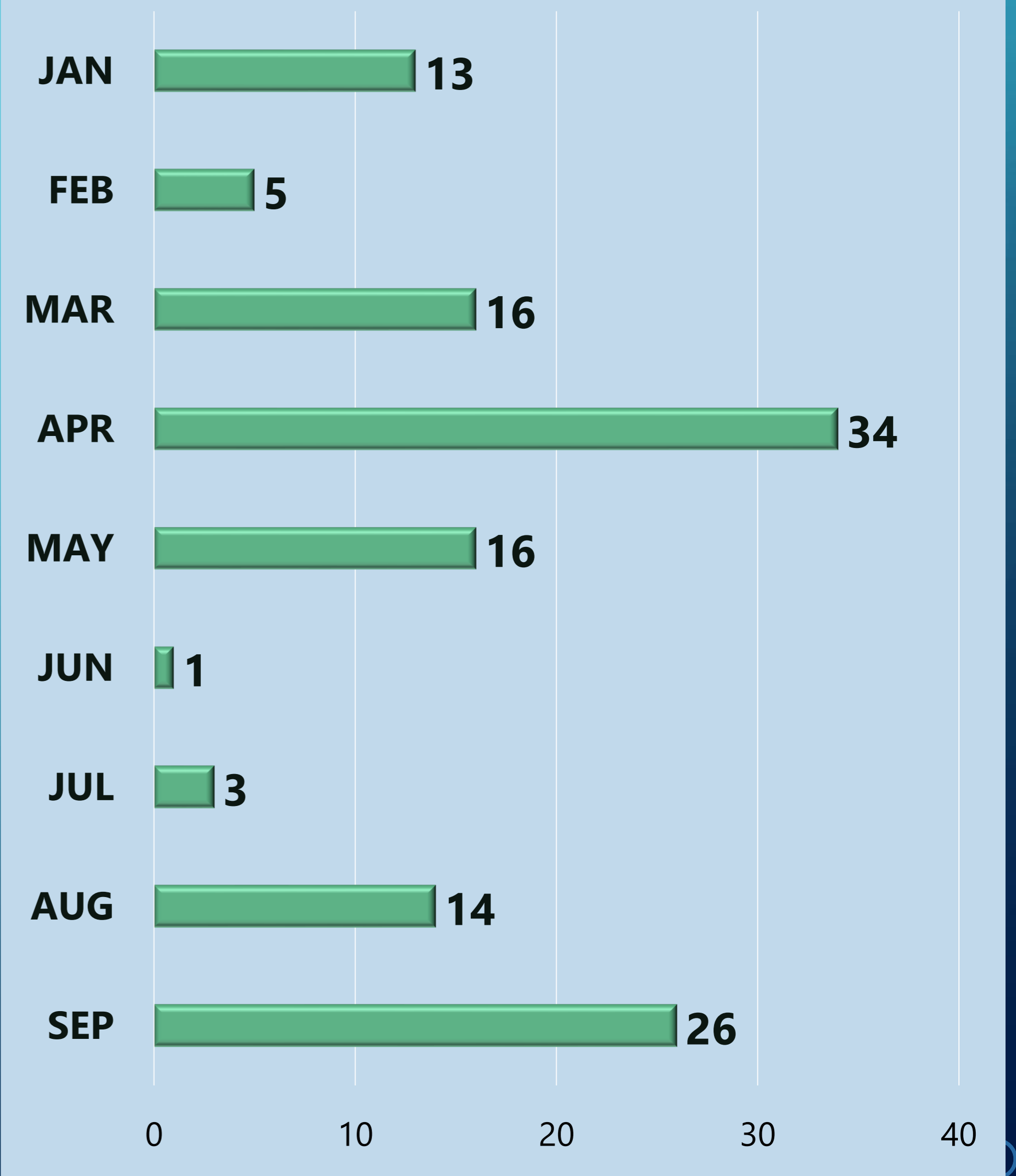


Annual & Bi-Annual Inspections for September 2022

ANNUAL & BI-ANNUAL INSPECTIONS BY CATEGORY



ANNUAL & BI-ANNUAL INSPECTIONS COMPLETED PER MONTH



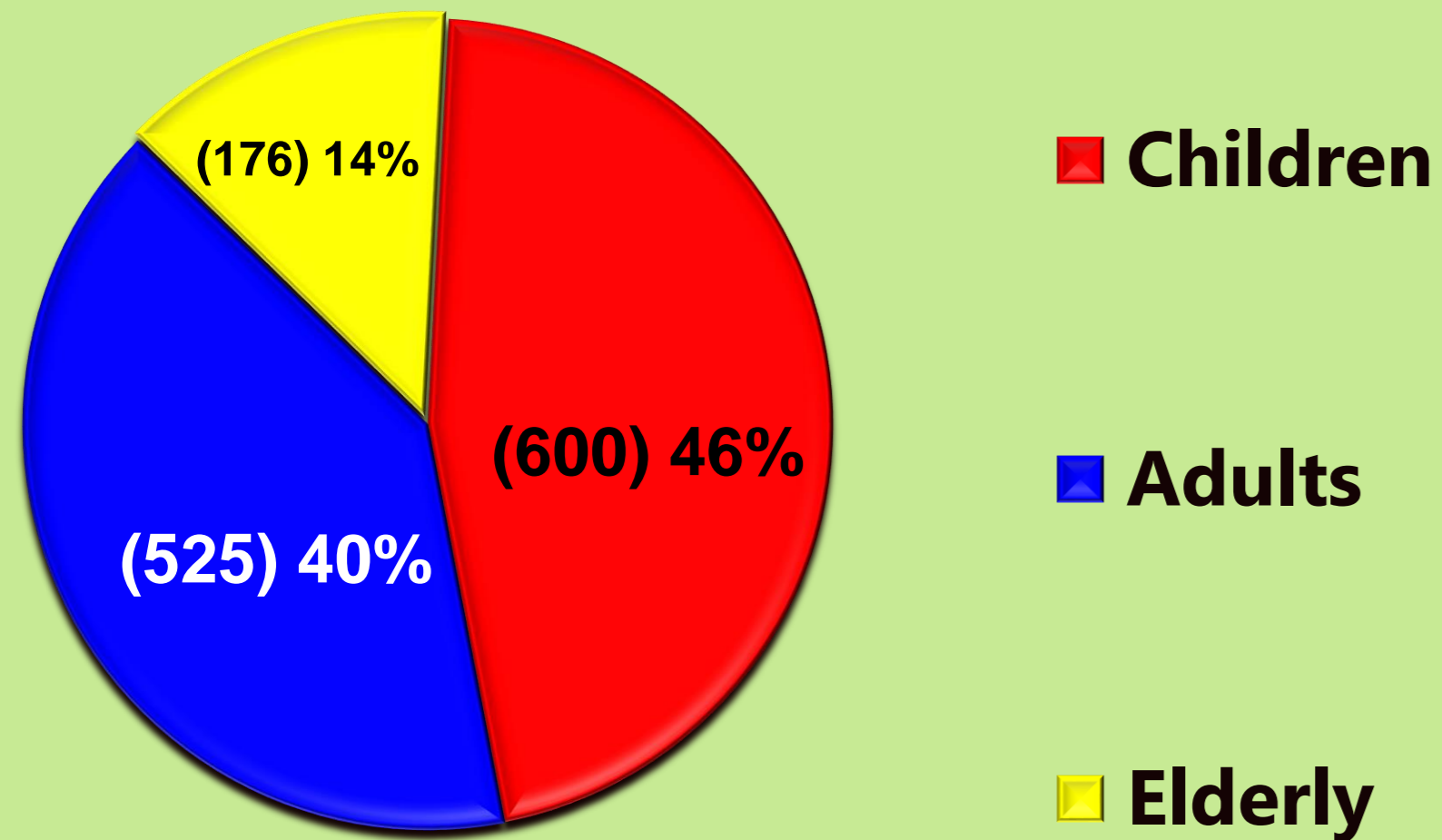
Public Educations Statistics for September 2022





Public Education Statistics for September 2022

Attendance by Age Group



Total Number of Hours Spent in the Community



Station Tour

- Fairmont School – Station 59
- Kerman Middle School – Station 55
- Arc of Fresno – Station 55

School / Education Events

- 10th Annual Custom Car, Truck, Bike Show (Biola)
- Kerman Harvest Festival
- Biola Raisin Festival